




SMITHSONIAN  
LIBRARIES











Group I. No. 1A

JANUARY, 1914

PRICE 10 CENTS

# SPALDING'S



OFFICIAL

ATHLETIC LIBRARY

# BASE BALL

# RECORD



## 1914

PUBLISHED BY  
AMERICAN SPORTS PUBLISHING CO.,  
21 Warren Street, New York City.

**ILIARIES**  
 Official Hand  
 ial Handbo  
 ols Athleti  
 Handbook



**A. G. SPALDING & BROS.**

(MAINTAIN THEIR OWN HOUSES  
 FOR DISTRIBUTING THE

**SPALDING**  
 COMPLETE LINE OF  
**ATHLETIC GOODS**

IN THE FOLLOWING CITIES

<p><b>NEW YORK</b>                  Downtown—                  124-128 Nassau St.                  Uptown—520 Fifth Avenue</p> <p><b>NEWARK, N. J.</b>                  845 Broad Street</p> <p><b>PHILADELPHIA, PA.</b>                  1210 Chestnut Street</p> <p><b>BOSTON, MASS.</b>                  141 Federal Street</p>	<p><b>CHICAGO</b>                  28-30 So. Wabash Ave.</p> <p><b>ST. LOUIS, MO.</b>                  415 North Seventh St.</p> <p><b>MILWAUKEE, WIS.</b>                  379 East Water Street</p> <p><b>INDIANAPOLIS, IND.</b>                  136 N. Pennsylvania St.</p> <p><b>DETROIT, MICH.</b>                  254 Woodward Ave.</p>
<p><b>PITTSBURGH, PA.</b>                  608 Wood Street</p> <p><b>BUFFALO, N. Y.</b>                  611 Main Street</p> <p><b>SYRACUSE, N. Y.</b>                  357 So. Warren Street</p> <p><b>ROCHESTER, N. Y.</b>                  40 Clinton Ave., North</p>	<p><b>CINCINNATI, O.</b>                  119 East Fifth Avenue</p> <p><b>CLEVELAND, O.</b>                  741 Euclid Avenue</p> <p><b>COLUMBUS, O.</b>                  191 South High Street</p> <p><b>LOUISVILLE, KY.</b>                  328 West Jefferson St.</p>
<p><b>BALTIMORE, MD.</b>                  110 E. Baltimore St.</p> <p><b>WASHINGTON, D. C.</b>                  613 14th Street, N.W.</p> <p><b>ATLANTA, GA.</b>                  74 N. Broad Street</p>	<p><b>KANSAS CITY, MO.</b>                  1120 Grand Avenue</p> <p><b>NEW ORLEANS, LA.</b>                  140 Carondelet Street</p> <p><b>DALLAS, TEX.</b>                  1503 Commerce Street</p>
<p><b>SAN FRANCISCO</b>                  156-158 Geary Street</p> <p><b>SEATTLE, WASH.</b>                  711 Second Avenue</p> <p><b>LOS ANGELES, CAL.</b>                  435 South Spring St.</p> <p><b>PORTLAND, ORE.</b>                  345 Washington Street</p>	<p><b>SALT LAKE CITY, UTAH</b>                  27 East 2nd South St.</p> <p><b>DENVER, COL.</b>                  1616 Arapahoe Street</p> <p><b>MINNEAPOLIS, MINN.</b>                  44 Seventh St., South</p> <p><b>ST. PAUL, MINN.</b>                  396 Minnesota Street</p>
<p><b>LONDON, ENGLAND</b>                  317-318,                  High Holborn, W. C.</p> <p>Three Stores                  78, Cheapside, E. C.                  West End Branch                  29, Haymarket, S.W.</p>	<p><b>MONTREAL, P. Q.</b>                  443 St. James Street</p> <p><b>TORONTO, ONT.</b>                  207 Yonge Street</p> <p><b>SYDNEY, AUSTRALIA</b>                  204 Clarence Street</p>
<p><b>LIVERPOOL</b>                  72, Lord Street</p> <p><b>BIRMINGHAM, ENG.</b>                  69, New Street</p> <p><b>MANCHESTER, ENG.</b>                  4, Oxford St. and                  1, Lower Mosley St.</p>	<p><b>PARIS, FRANCE</b>                  35 Boulevard des Capucines</p> <p><b>EDINBURGH, SCOT.</b>                  3 South Charlotte St.                  (Cor. Princes St.)</p> <p><b>GLASGOW, SCOTLAND</b>                  68 Buchanan Street</p>

Communications directed to  
**A. G. SPALDING & BROS.**, at any of the above  
 addresses will receive prompt attention.



THE SPALDING TRADE MARK IS  
 REGISTERED IN THE UNITED STATES  
 PATENT OFFICE, AND WE HAVE ALSO  
 PROTECTED OUR INTERESTS BY 39  
 REGISTRATIONS IN FOREIGN COUN-  
 TRIES. INFRINGERS ARE WARNED.

**THE SPALDING** TRADE - MARK  
 QUALITY AND  
 SELLING POLICY  
 CONSTITUTE THE SOLID FOUNDATION OF THE SPALDING BUSINESS



# SPALDING ATHLETIC LIBRARY

Titles of all Spalding Athletic Library Books now  
in print, grouped for ready reference

## SPALDING OFFICIAL ANNUALS

- No. 1 Spalding's Official Base Ball Guide
- No. 1A Spalding's Official Base Ball Record
- No. 1C Spalding's Official College Base Ball Annual
- No. 202 Spalding's Official Foot Ball Guide
- No. 223 Spalding's Official Soccer Foot Ball Guide
- No. 232 Spalding's Official Lawn Tennis Annual
- No. 230 Spalding's Official Ice Hockey Guide
- No. 229 Spalding's Official Basket Ball Guide
- No. 225 Spalding's Official Women's Basket Ball Guide
- No. 226 Spalding's Official Lacrosse Guide
- No. 227 Spalding's Official Indoor Base Ball Guide
- No. 228 Spalding's Official Athletic Rules

Group I.	Base Ball	Group II.	Foot Ball
No. 1	<i>Spalding's Official Base Ball Guide.</i>	No. 2	<i>Spalding's Official Foot Ball Guide.</i>
No. 1A	Official Base Ball Record.	No. 324	How to Play Foot Ball.
No. 1C	College Base Ball Annual.	No. 2A	<i>Spalding's Official Soccer Foot Ball Guide.</i>
No. 202	How to Play Base Ball.	No. 335	How to Play Rugby.
No. 223	How to Bat.	FOOT BALL AUXILIARIES	
No. 232	How to Run Bases.	No. 351	Official Rugby Foot Ball Guide.
No. 230	How to Pitch.	No. 353	Official College Soccer Foot Ball Guide.
No. 229	How to Catch.	Group IV.                      Lawn Tennis	
No. 225	How to Play First Base.	No. 4	<i>Spalding's Official Lawn Tennis Annual.</i>
No. 226	How to Play Second Base.	No. 157	How to Play Lawn Tennis.
No. 227	How to Play Third Base.	Group VI.                              Hockey	
No. 228	How to Play Shortstop.	No. 6	<i>Spalding's Official Ice Hockey Guide.</i>
No. 224	How to Play the Outfield.	No. 304	How to Play Ice Hockey. (By Farrell).
No. 231	How to Organize a Base Ball League. [Club.]	No. 180	Ring Hockey.
	How to Organize a Base Ball Club.	Group VII.                              Basket Ball	
	How to Train a Base Ball Team	No. 7	<i>Spalding's Official Basket Ball Guide.</i>
	How to Captain a Base Ball Team	No. 7A	<i>Spalding's Official Women's Basket Ball Guide.</i>
No. 219	Ready Reckoner of Base Ball Percentages.	No. 193	How to Play Basket Ball.
No. 350	How to Score.		
BASE BALL AUXILIARIES			
No. 355	Minor League Base Ball Guide		
No. 356	Official Book National League of Prof. Base Ball Clubs.		
No. 340	Official Handbook National Playground Ball Ass'n.		

(Continued on the next page.)

ANY OF THE ABOVE BOOKS MAILED POSTPAID UPON RECEIPT OF 10 CENTS  
For additional books on athletic subjects see list of Spalding's "Red Cover"  
Series on second page following.

# SPALDING ATHLETIC LIBRARY

## BASKET BALL AUXILIARY

No. 353 Official Collegiate Basket Ball Handbook.

### Group VIII. Lacrosse

No. 8 *Spalding's Official Lacrosse Guide.*  
No. 201 How to Play Lacrosse.

### Group IX. Indoor Base Ball

No. 9 *Spalding's Official Indoor Base Ball Guide.*

### Group X. Polo

No. 129 Water Polo.  
No. 199 Equestrian Polo.

### Group XI. Miscellaneous Games

No. 248 Archery.  
No. 138 Croquet.  
No. 271 Roque.  
No. 194 { Racquets. Squash-Racquets.  
Court Tennis.  
No. 13 Hand Ball.  
No. 167 Quoits.  
No. 14 Curling.  
No. 170 Push Ball.  
No. 207 Lawn Bowls.  
No. 188 { Lawn Hockey. Parlor Hockey  
Garden Hockey. Lawn Games  
No. 341 How to Bowl.

### Group XII. Athletics

No. 12A *Spalding's Official Athletic Rules.*  
No. 27 College Athletics.  
No. 182 All Around Athletics.  
No. 156 Athletes' Guide.  
No. 87 Athletic Primer.  
No. 259 How to Become a Weight Thrower.  
No. 255 How to Run 100 Yards.  
No. 174 Distance and Cross Country Running.  
No. 55 Official Sporting Rules.  
No. 246 Athletic Training for School-boys.  
No. 317 Marathon Running.  
No. 331 Schoolyard Athletics.  
No. 252 How to Sprint.  
No. 342 Walking for Health and Competition.

## ATHLETIC AUXILIARIES

No. 357 Intercollegiate Official Handbook.  
No. 302 Y. M. C. A. Official Handbook  
No. 313 Public Schools Athletic League Official Handbook  
No. 314 Girls' Athletics.

### Group XIII. Athletic Accomplishment

No. 23 Canoeing.  
No. 128 How to Row.  
No. 209 How to Become a Skater.  
No. 178 How to Train for Bicycling.  
No. 282 Roller Skating Guide.

### Group XIV. Manly Sport

No. 165 Fencing. (By Senac.)  
No. 236 How to Wrestle.  
No. 102 Ground Tumbling.  
No. 143 Indian Clubs and Dumb Bell  
No. 262 Medicine Ball Exercises.  
No. 29 Pulley Weight Exercises.  
No. 191 How to Punch the Bag.  
No. 289 Tumbling for Amateurs.

### Group XV. Gymnastic

No. 254 Barnjum Bar Bell Drill.  
No. 214 Graded Calisthenics and Dumb Bell Drills.  
No. 124 How to Become a Gymnast.  
No. 287 Fancy Dumb Bell and Marching Drills.  
No. 327 Pyramid Building Without Apparatus.  
No. 329 Pyramid Building with Wands, Chairs and Ladders

## GYMNASTIC AUXILIARY

No. 345 Official Handbook I. C. A. A. Gymnasts of America.

### Group XVI. Physical Culture

No. 161 Ten Minutes' Exercise for Busy Men.  
No. 149 Care of the Body.  
No. 285 Health by Muscular Gymnastics.  
No. 208 Physical Education and Hygiene.  
No. 185 Hints on Health.  
No. 234 School Tactics and Maze Running.  
No. 238 Muscle Building.  
No. 288 Indigestion Treated by Gymnastics.  
No. 213 285 Health Answers.  
No. 325 Twenty-Minute Exercises.

ANY OF THE ABOVE BOOKS MAILED POSTPAID UPON RECEIPT OF 10 CENTS


For additional books on athletic subjects see list of Spalding's "Red Cover" Series on next page.

# SPALDING ATHLETIC LIBRARY

## “Red Cover” Series

No. 1R.	Spalding's Official Athletic Almanac.*	Price 25c.
No. 2R.	Strokes and Science of Lawn Tennis.	Price 25c.
No. 3R.	Spalding's Official Golf Guide.*	Price 25c.
No. 4R.	How to Play Golf.	Price 25c.
No. 5R.	Spalding's Official Cricket Guide.*	Price 25c.
No. 6R.	Cricket and How to Play It.	Price 25c.
No. 7R.	Physical Training Simplified.	Price 25c.
No. 8R.	The Art of Skating.	Price 25c.
No. 9R.	How to Live 100 Years.	Price 25c.
No. 10R.	Single Stick Drill.	Price 25c.
No. 11R.	Fencing Foil Work Illustrated.	Price 25c.
No. 12R.	Exercises on the Side Horse.	Price 25c.
No. 13R.	Horizontal Bar Exercises.	Price 25c.
No. 14R.	Trapeze, Long Horse and Rope Exercises.	Price 25c.
No. 15R.	Exercises on the Flying Rings.	Price 25c.
No. 16R.	Team Wand Drill.	Price 25c.
No. 17R.	Olympic Games, Stockholm, 1912.	Price 25c.
No. 18R.	Wrestling.	Price 25c.
No. 19R.	Professional Wrestling.	Price 25c.
No. 20R.	How to Play Ice Hockey.	Price 25c.
No. 21R.	Jiu Jitsu.	Price 25c.
No. 22R.	How to Swing Indian Clubs.	Price 25c.
No. 23R.	Get Well; Keep Well.	Price 25c.
No. 24R.	Dumb Bell Exercises.	Price 25c.
No. 25R.	Boxing.	Price 25c.
No. 26R.	Official Handbook National Squash Tennis Association	Price 25c.
No. 27R.	Calisthenic Drills and Fancy Marching for the Class Room	Price 25c.
No. 28R.	Winter Sports.	Price 25c.
No. 29R.	Children's Games.	Price 25c.
No. 30R.	Fencing. (By Breck.)	Price 25c.
No. 31R.	Spalding's International Polo Guide.	Price 25c.
No. 32R.	Physical Training for the School and Class Room.	Price 25c.
No. 33R.	Tensing Exercises.	Price 25c.
No. 34R.	Grading of Gymnastic Exercises.	Price 25c.
No. 35R.	Exercises on the Parallel Bars.	Price 25c.
No. 36R.	Speed Swimming.	Price 25c.
No. 37R.	How to Swim.	Price 25c.
No. 38R.	Field Hockey.	Price 25c.
No. 39R.	How to Play Soccer.	Price 25c.
No. 40R.	Indoor and Outdoor Gymnastic Games.	Price 25c.
No. 41R.	Newcomb.	Price 25c.
No. 42R.	Lawn Tennis in Australia.	Price 25c.

\* Published annually.



A. G. SPALDING

From Photograph Taken in San Francisco in November, 1879

SPALDING'S ATHLETIC LIBRARY  
Group I No. 1A

# SPALDING'S OFFICIAL BASE BALL RECORD

---




SEVENTH YEAR

**1914**

EDITED BY JOHN B. FOSTER

PUBLISHED BY  
**AMERICAN SPORTS PUBLISHING COMPANY**

21 WARREN STREET, NEW YORK



A. G. SPALDING

From Photograph Taken in San Francisco in November, 1879

SPALDING'S ATHLETIC LIBRARY  
Group I No. 1A

# SPALDING'S OFFICIAL BASE BALL RECORD

---



SEVENTH YEAR

**1914**

EDITED BY JOHN B. FOSTER

PUBLISHED BY  
**AMERICAN SPORTS PUBLISHING COMPANY**  
21 WARREN STREET, NEW YORK

# Contents

## PART I.—RECORDS OF 1913.

	PAGE		PAGE
A Day of Remarkable Happenings	27	Official Averages for 1913 (Con.)	
Annual Meetings	29	Nebraska State League	249
Chicago City Championship Series	59	New Brunswick-Maine League	300
Cleveland-Pittsburgh Series	67	New England League	171
Drafted Players	53	New York State League	159
Field Day in New South Wales	65	New York-New Jersey League	265
Introduction	3	North Carolina League	232
Lowell-Hartford Series	65	Northern League	201
Major League Statistics of 1913	89	Northwestern League	154
Milwaukee-Denver Series	83	Ohio State League	292
Official Averages for 1913—		Pacific Coast League	131
American Association	116	Southern Association	137
American League	110	South Atlantic League	190
Appalachian League	227	Southern Michigan Association	219
Border League	253	Texas League	177
California League	206	Texas-Oklahoma League	236
Canadian League	196	Tri-State League	144
Central Association	269	Union Association	260
Central League	149	Virginia League	209
Cotton States League	276	Western Canada League	256
Eastern Association	164	Western League	303
Empire State League	283	Wisconsin-Illinois League	214
Georgia-Alabama League	298	Western Tri-State League	224
Illinois-Missouri League	280	Pennant Winners of 1913	310
Indiana-Illinois-Iowa League	184	President John K. Tener	5
International League	123	Spalding Base Ball Hall of Fame	21
Kansas State League	241	St. Louis City Series	75
Kentucky-Indiana-Tenn. League	286	The Year in Base Ball	9
Michigan State League	244	Walter Johnson's Record for 1913	25
National League	100	World's Series	33

## PART II.—RECORDS OF PREVIOUS YEARS.

	PAGE		PAGE
National League—		American League—	
“All-America” Teams	330	“All-America” Teams	350
Champion team records, 1871-1913	317	Champion team records, 1900-1913	346
Club Presidents, 1876-1913	313	Club presidents and managers	344
Fielding Records, 1871-1913	334	Fielding records, 1900-1913	351
Grand National All-America Team	329	Holders three highest percentages in fielding, 1900-1913	354
Holders three highest percentages in fielding, 1871-1913	339	Holders three highest percentages in batting in respective fielding positions, 1900-1913	354
Holders three highest percentages in batting in respective fielding positions, 1871-1913	339	Officers	344
Honorary Members	312	Pitching—three highest percentages since 1900	354
Officers, 1876-1913, inclusive	312	Three leading batsmen, 1900-1913	353
Pitchers' Records, 1871-1913	333	Major league batsmen who have made a record of .300 or better, from 1876 to 1913, inclusive	355-361
Pitching—three highest percentages since 1871	338	Major league champions, 1871-1913	343
Three leading batsmen, 1871-1913	340	Positions occupied by club members at end of season since organization in National, American, International Leagues and American and Southern Associations	378, 379
Miscellaneous Base Ball Records	371		
National Association of P. B. B. L.	369		
Roll of Honor—World's Series Players, 1884-1913	366		
World's Championship Records	362		

**NOTICE**—To give adequate representation to College and School Base Ball Teams, which heretofore has not been possible in the Record owing to lack of room, “Spalding's Official Collegiate Base Ball Annual” will be issued in February. Illustrated. Price 10 cents.



## Introduction

With this issue of SPALDING'S OFFICIAL BASE BALL RECORD, the statistics of the season of 1913 are again produced for the benefit of the Base Ball "fans" in the most compact and best arranged manner that is possible. In addition to the averages for the past summer the RECORD also presents again a resume of all the seasons since organized Base Ball really began.


Little by little errors, which have crept into Base Ball history, have been corrected and largely through the medium of the RECORD. When the first compilation of figures was made it was natural that there might be blunders. After this original compilation had been made public it was far easier to correct blunders because of the widespread circulation which was given to the history of the game. Naturally, there is as much historical worth—perhaps even more—in the statistics of Base Ball as there is in current stories of the national pastime, which are not always based on facts.

There were some traditions shattered when it became necessary to retrace the devious way through which Base Ball had progressed since the '70s. Players who were supposed to have been the greatest in their capacity were found no greater than their contemporaries. In other words, a false impression had been created as to their achievements, merely because some one had said that such and such was the case and no one had taken the trouble to investigate.

It is the aim of the editor of the RECORD eventually to establish accurate data regarding the game. It has been suggested that it would have been a wonderful undertaking if some one had established a record, based on the present method, from the first year that organized Base Ball really began. Undoubtedly that would have been a very fine achievement, but it must not be forgotten that when Base Ball first began its admirers were numbered by scores where they are now numbered by millions.

Incidentally, it appears as if last season's results, as recorded by figures, would indicate that in many leagues the pitchers are again attaining that standard of skill which it was feared had been lost when the pitching distance was increased.

From the date of the first publication of the BASE BALL RECORD it has been most generously received throughout all the Base Ball world. For this, the publishers and the editor wish to express both their thanks and gratification.



HON. JOHN K. TENER,  
Governor of Pennsylvania,  
Elected President of the National League of Professional  
Base Ball Clubs, December 9, 1913.

## President John K. Tener

Governor John K. Tener of Pennsylvania was elected President of the National League at New York City, December 9, 1913. The constitution of the National League was so amended that his term of office was extended to four years.


Governor Tener was born in County Tyrone, Ireland, July 25, 1863. When quite young and shortly after other members of his family had emigrated to the United States Governor Tener came to this country and settled in Pittsburgh. He went through both the public and high schools and found his first employment after leaving school with the firm of Oliver Bros. & Phillips. Later he held positions with the Chartiers Valley Gas Company and the Chambers and McKee Glass Company. When he entered politics he became a member of the Sixty-first Congress from the Twenty-fourth District of Pennsylvania.

While a pupil at school Tener learned how to play Base Ball, as every other American boy does. He played his first game as a professional in the New England League, and Wilbert Robinson, present manager of the Brooklyn club, was his catcher. From this beginning Tener graduated to the Chicago National League club in 1888, Anson, who had seen him pitch, being attracted to him by his great size. The old Chicago captain and manager had a weakness for large men on the ball field. Tener pitched with some success for the Chicago club during 1888 and 1889. His personality was genial, and during that time he made many friends. In 1888 he pitched in twelve games, seven of which Chicago won, losing five. In 1889 he pitched in twenty-nine games, winning fourteen and losing thirteen. Of these twenty-nine games two were ties. In 1890, having cast his fortunes with the Pittsburgh Players' League club—the outcome of the Brotherhood agitation—Tener pitched thirteen games, winning three and losing ten.

After the collapse of the Brotherhood League he decided to abandon professional Base Ball and enter on a business career. In 1901 he went to Charleroi, Pa., and assumed the position of cashier in the First National Bank. He was afterwards made president of that institution and still retains that position. He is also an officer of the Charleroi Savings and Trust Company, as well as an interested partner in several other enterprises.

In 1907, desiring to enter politics, Mr. Tener became a candidate for Congress, and after a lively campaign through the counties of Washington, Beaver and Lawrence, defeated E. F. Acheson, who had been a member of Congress from that district for fourteen years. At the primaries he carried his own town of Charleroi by a vote of 886 to 87. He carried Washington, Pa., which was Acheson's home town, by more than 750, the county of Washington by more than 2,000, and the district by nearly 6,000. Succeeding his term as Congressman from this Pennsylvania district, his friends desired to nominate him for Governor of Pennsylvania on the Republican ticket and in 1910 he was given the nomination and triumphantly elected after a hot campaign.

It is said of Governor Tener that he was told under the Pyramids of Egypt that some day he would be Governor of the State in which he had cast his lot as a citizen. This took place when he was a member of the original "around the world Base Ball trip" conducted by A. G. Spalding in 1889. At that time Tener played on the Chicago team under Anson. He was appointed treasurer of the party and had very little trouble in dealing with foreign currency and other financial matters pertaining to banking. The story goes that it was Mr. Spalding himself who after Tener had shown



B. B. JOHNSON,  
President American League; Member National Commission.  
Copyright, 1905, by Chickering, Boston.

his skill in exchanging money and in managing other players remarked to him, "Young man, you will be Governor of your own State some day."

The new president of the National League is a member of several social and benevolent organizations, and five years after he joined the Benevolent and Protective Order of Elks he was made Grand Exalted Ruler, the highest office which that organization can bestow upon one of its members. His public and private benefactions are many, and he has always been the warmest of friends to the old ball players. Many of these he has started anew in life when they seemed to be out of touch with the world. Fred Pfeffer, who had met with some lack of success after the downfall of the Chicago Brotherhood club, was assisted by Governor Tener in later years and owes much of his prosperity to him. Another old player who was assisted by Governor Tener is George Wood, well known as a player in Philadelphia. The present president of the National League has never lost his interest in Base Ball, and while naturally he has welcomed victories by the club of his home city, Pittsburgh, he says that he has never attended a game in which his old club, Chicago, was a participant that he has not found himself unconsciously "rooting" for them to win.

When the late William H. Locke undertook to acquire the franchise of the Philadelphia National League club he went to Governor Tener to obtain his assistance in putting the deal through.

When Governor Tener's name was first suggested for the office of President of the National League a committee composed of leading members of the league waited on Governor Tener at Harrisburg to ascertain from him whether he would accept the office if it were tendered to him. Finding that he would do so under certain conditions it was not a difficult matter to obtain unanimous consent to his election. When notified that he had been elected President of the National League Governor Tener announced that he was delighted to resume his connection with professional Base Ball, and in his speech of acceptance in New York City spoke as follows:

"It is difficult for me at this moment and on this occasion to express feelingly as I would like to express my feelings concerning this honor which has come to me.

"I have been interested in Base Ball, both as a player and as a layman, from my early youth. I have associated as a player with both managers, club owners and the players themselves. I have found the club owners and managers fair, and the ball players I have found to possess as high a sense of honor as any other class of men.


"I do not feel it necessary at this time to announce my policies upon again entering the National League, but I shall leave them to time and the development of the duties of office.

"As a ball player I started in the New England League, but did not stay there long. I soon joined the Chicago club, of which A. G. Spalding was president and the famous Anson captain. I am glad that I have been a player, for upon entering upon my duties I feel that I can be impartial to all. I hope my relations will be pleasant and that the sportsmanlike spirit will prevail in the business of the game as well as in the actual sport.

"I shall endeavor to safeguard, conserve and foster Base Ball's greatest asset—honesty. I hope to be able to lift the game to an even higher plane than it to-day enjoys.

"And I hope because the press depends so much on the game of Base Ball for news, and because Base Ball depends so much upon the press for its success, that there will be a spirit of harmony between myself, the managers, and the press. I shall expect the club owners to let me speak for the league, while they may speak for the teams.

"I ask your co-operation, and indulgence in any errors which I may make."



AUGUST ("GARRY") HERRMANN,  
Chairman National Commission.

Bellsmith, Photo.

# PART I—RECORDS OF 1913

## The Year in Base Ball

### JANUARY.

- 6—John B. Foster was elected secretary of the New York National League club. R. H. McCutcheon, former secretary and treasurer, resigned, and Frank M. Stevens was made a member of the Board of Directors.
- 8—Frank L. Chance was engaged as manager by the New York American League club.
- 11—Roger Bresnahan was engaged to catch for the Chicago, N. L., club.
- 15—W. H. Locke acquired the franchise of the Philadelphia, N. L., club.
- 22—Announcement was made that the New York A. L. club would be permitted to use the Polo Grounds for the season of 1913 only.
- 29—The Carolina League was reorganized under the name of the North Carolina League, embracing Asheville, Charlotte, Durham, Greensboro, Raleigh and Winston-Salem.—Saginaw was added to the Southern Michigan League and the league advanced to Class C.—The Central Kansas League became the Kansas State League, and the Connecticut League the Eastern Association.

### FEBRUARY.

- 1—James Thorpe signed a contract in New York to play with the Giants.
- 7—The sale of the Evansville club in the Central League was declared forfeited by the National Commission.
- 8—Schuyler P. Britton was elected president of the St. Louis National League club, W. G. Schofield secretary, and Herman Seekamp treasurer.
- 10—American League met in New York and issued schedule.
- 11—Members of the Base Ball Writers' Association re-elected their old officers, with the exception of John B. Foster, chairman of the Board of Directors, resigned. Sid. Mercer took his place. Herman Nickerson resigned.
- 12—The National League made public its schedule.
- 16—Dates for the International League were made public.
- 17—John F. Kilfoyl, formerly president of the Cleveland club, died.
- 24—Hugh McBreen sold his interest in the Jersey City club to Thomas Fogarty of New York.

### MARCH.

- 15—J. B. Billings, formerly part owner of the Boston, N. L., club, died.

### APRIL.

- 1—Many exhibition games were postponed throughout the Central West because of floods.
- 5—New York, A. L., opened Ebbets Field in Brooklyn, with the Brooklyn club. The latter won, 3 to 2. Rucker, Allen, Caldwell and Fisher pitched. Stengel and Daubert scored two of Brooklyn's runs with home runs.—Philadelphia, A. L., and Philadelphia, N. L., played eighteen innings, 2 to 2. The former scored two runs in the first inning and the National Leaguers two in the ninth inning.
- 8—The Base Ball Players' Fraternity asked that the players be allowed to make an appeal to the major league presidents when disciplined by umpires.
- 9—Brooklyn was permitted to open the season a day in advance at home and lost to Philadelphia, 1 to 0.
- 10—Both the National and American leagues opened their seasons. President Wilson threw out the first ball in the game in Washington.—In the National League Boston defeated New York and Brooklyn won from Philadelphia. In the American League Philadelphia defeated Boston. Washington won from New York, and St. Louis downed Detroit.
- 11—Cleveland and Chicago opened the American League season at Chicago, their game of the day before being postponed because of rain. Cleveland won, and Jackson made three hits in three times at bat against Scott and Cicotte. Two were two-baggers and one a triple.

- 12—President Johnson of the American League said it would not be possible to grant the request of the Base Ball Players' Fraternity for a hearing on every discipline ordered by an umpire.—St. Louis and Chicago made a belated opening of the National League season in Chicago and St. Louis won. A chest of silverware was presented to John Evers, manager of the Chicago club.—Cincinnati and Pittsburgh opened the National League season in Cincinnati and Pittsburgh won.
- 15—A triple steal was made by Powell, Melchior and Altman of the Spokane club, the first play of the kind ever made in the Northwestern League.
- 18—Pittsburgh and Cincinnati played a twelve-inning tie at Pittsburgh.—New York, A. L., and Washington took two hours and fifty minutes to play nine innings.
- 19—Brooklyn was shut out for the third time in succession by a score of 1—0. Brennan pitched against Ragan.
- 22—A resolution was introduced into Congress demanding inquiry into organized Base Ball as a trust. August Herrmann, chairman of the National Commission, said that Base Ball had nothing to fear from any investigation which Congress might make, and others connected with the game in a managerial capacity took the same stand. Philadelphia and New York, N. L., played thirteen innings to a tie, score, 2 to 2; pitchers. Seaton, Tesreau and Wiltse.
- 23—In the game against Philadelphia, Mathewson of the New York, N. L., pitched only sixty-seven balls.—Johnson, pitcher for Washington, let Boston down with two hits and Washington won, 6 to 0. It was Johnson's twenty-seventh inning of the season, and in that time but one run had been scored against him.—Mathewson won his second game of the year, this time from Philadelphia, 3 to 1, the Phillies making but five hits.—The Pittsburgh club made a triple play against St. Louis.
- 25—Ty Cobb, outfielder for Detroit, A. L., signed a 1913 contract after a conference with President Navin.—New York and Philadelphia, N. L., played eleven innings to a tie in New York, 0 to 0. In the last half of the tenth inning New York had three men on bases with no men out. McCormick came to bat and made a base hit over the shortstop's head. Klem refused to allow the hit on the ground that his back was turned toward the pitcher when McCormick hit the ball. Although Merkle had crossed the plate with the winning run, he was compelled to go back to third base and McCormick batted over again, and this time hit the ball into a double play. The next batter was the third hand out, and New York failed to score.
- 26—Philadelphia, N. L., protested two games played and lost to New York, on the ground that there was a depression back of the pitcher's plate.
- 28—Chicago, N. L., defeated Pittsburgh, 8 to 5, and took first place.
- 29—New York, N. L., bunched hits in the thirteenth inning and won from Brooklyn, 6—0. Mathewson pitched against Rucker.—Cincinnati lost its uniforms and played in Chicago with uniforms borrowed from the Chicago, A. L., club.—Chicago, A. L., won from Detroit in twelve innings, 6 to 5.
- 30—Plank of the Athletics struck out twelve Washington batters.—With two out and two strikes on the batter Brooklyn won from Ames by making four runs in the seventh inning.—Boston, N. L., defeated Philadelphia in the eleventh inning, 2 to 1. James and Brennan pitched.

## MAY.

- 1—Ty Cobb was reinstated by the National Commission, a fine of \$50 being imposed.
- 2—After losing five straight games, Pittsburgh won from St. Louis.
- 3—Milwaukee and Indianapolis played fourteen innings to a tie, 2 to 2.
- 4—St. Louis defeated Chicago, 10 to 8, in thirteen innings, and Chicago lost the lead in the National League race.—After nine consecutive defeats Detroit won from Chicago, 2 to 1.
- 5—President Lynch of the National League overruled the protest of the Philadelphia club relative to the pitcher's plate. Both games were allowed as played.
- 7—Boston won from Pittsburgh in twelve innings, 2 to 1.
- 9—Charles A. Comiskey of the Chicago, A. L., club, and John J. McGraw of the New York, N. L., club, signed a contract to go around the world with teams representing the Giants and White Sox.



- 10—Eight hundred Base Ball enthusiasts from Troy, N. Y., visited the Polo Grounds in New York City to greet Johnny Evers, who appeared in New York for the first time as manager. New York lost the game to Chicago, 2 to 1. Chicago made but three hits against Demaree.—One thousand Base Ball enthusiasts of Brooklyn gave C. H. Ebbets a dinner in commemoration of his thirty years in Base Ball.—Washington defeated Chicago, 1 to 0, Johnson pitching against Benz and Lange. Chicago made but two hits. Johnson thus pitched 52 2-3 innings without a run being scored against him.—Boston and St. Louis, N. L., played twelve innings to a tie, 1 to 1. Tyler pitched against Perritt and Sallee.
- 12—"Jack" O'Connor, formerly a catcher for the St. Louis, A. L., club, was awarded back salary of \$5,000 by an action at law.—Pitching against Chicago, not a ball was called on Mathewson for the first eleven men. Only eleven balls were called during the game.—Total balls pitched by him was 75. At the close of the game he had pitched 47 innings without giving a base on balls.
- 13—The management of the Boston, N. L., club declined admission to a number of recognized gamblers.
- 14—D. L. Fultz, president of the Base Ball Fraternity, addressed a letter to the National Commission requesting it to abolish the practice of transferring players from one club to another at a cut in salary.—Hopper of New Haven pitched a no-hit, no-run game against Pittsfield, Mass., his second performance of the kind for the year.—New York, N. L., defeated Chicago, 14—11, Marquard and Ames pitching against Cheney, Lavender and Pierce. Leach made a home run with two on bases.—New York and Cleveland, A. L., played fifteen innings to a tie, 2 to 2, Fisher pitching against Steen. New York made twelve hits and Cleveland five.—Washington defeated St. Louis, Johnson pitching for Washington and scoring his ninth straight victory. For 3 1-3 innings Johnson held St. Louis without a run, making fifty-six consecutive scoreless innings and establishing a new record.—It was announced that the United States League had abandoned Base Ball.
- 16—In the seventh inning of a game between Cleveland and Philadelphia, Cleveland had three men on bases and none out, but a triple play by Barry, Thomas, Baker, Houck and Oldring resulted.
- 17—New York and Pittsburgh played twelve innings to a tie, 1 to 1.
- 18—New York, A. L., lost its fourth consecutive game to Chicago.—Attendance at Cleveland was 23,617 to see the Cleveland-Athletic game, the largest crowd ever at a ball game in that city.—Edward Nolan, once a famous Base Ball pitcher, known as the "Only Nolan," died in Paterson, N. J.
- 19—New York won from Pittsburgh, 3 to 2, in fourteen innings, Marquard, Ames and Tesreau pitching against Camnitz and Hendrix. Burns won the game with a single.—Simmons, Martin and Schmidt of Rochester made a triple play against Newark.
- 22—New York, N. L., club exchanged Ames, Devore and Groh for Fromme of Cincinnati.—White, pitcher for Chicago, A. L., had his arm severely injured by being hit by a thrown ball.—Walter Johnson of Washington, after winning ten straight games, was defeated by Cleveland.
- 24—New York and Boston, A. L., played ten innings to 3 to 3.—Rochester defeated Jersey City two games, the first in thirteen innings.
- 28—Cleveland, A. L., defeated Chicago two games, the first, 2 to 1, Kahler pitching against Cicotte, and the second, 5 to 3, Gregg pitching against Walsh and White.—In the seventeenth inning Chicago, N. L., defeated St. Louis, 8—7.
- 29—Chicago, A. L., defeated Detroit, 3 to 2, in ten innings, Russell pitching against Willett.—New York, N. L., won from Philadelphia, 7 to 6, in fourteen innings, Demaree, Crandall, Marquard and Tesreau pitching against Alexander and Seaton.
- 30—New York, N. L., defeated Philadelphia two games at the Polo Grounds, the morning, 8 to 6, and the afternoon, 5 to 1. Attendance for both games was the largest that ever saw two games in one day in a major league series.—St. Louis, N. L., defeated Cincinnati, 5 to 3, in thirteen innings, Steelenberg pitching against Benton and Harter.—Pittsburgh and Chicago lost the afternoon game at Pittsburgh on account of rain.—St. Louis defeated Cleveland in the afternoon in ten innings, 5 to 4.—Philadelphia, A. L., won both games from the New York team.—The National League games in Boston were played at Fenway

Park through the courtesy of the Boston, A. L., club.—Boston defeated Washington, 1 to 0, Johnson pitching for Washington. It was his second defeat of the year.

- 31—The Base Ball Players' Fraternity brought suit in the Supreme Court against Boston, A. L., for salary alleged to be due player Hegeman.

### JUNE.

- 1—Chase of the New York, A. L., club was traded to Chicago for Zeider and Borton.
- 3—New York, N. L., obtained the services of Grant of Cincinnati for \$2,500.—Falkenberg of Cleveland won his tenth consecutive victory. He opposed New York.—St. Paul defeated Milwaukee, ten innings, 10 to 9, and won its sixth successive game.—Collins, Philadelphia, A. L., made a home run and a triple in succession against Dauss.—Ames, Cincinnati, held Brooklyn to three hits and won, 1 to 0.—Boston, A. L., raised its championship pennant and won from Chicago, 3 to 2. Speaker made three hits in four times at bat and completed a run of twenty-two consecutive games in which he made a hit.
- 5—Chris Von der Ahe, former president and owner of the champion St. Louis Browns, died in St. Louis.—Cincinnati fell back to last place in the National League after being defeated by Brooklyn.
- 7—New York, A. L., won from Chicago, the tenth victory of the season for New York.—Philadelphia, A. L., won its thirteenth consecutive victory by defeating St. Louis. In five times at bat Oldring received two bases on balls and made a home run, a triple and a single.
- 10—Philadelphia, A. L., defeated St. Louis, being the former's fifteenth consecutive victory.
- 11—Crawford made a home run against Washington, with all bases occupied.—Chicago, A. L., defeated New York, 1 to 0. Russell pitching against Fisher and Keating.—A home run by Agnew of St. Louis, A. L., sent two men over the plate ahead of him and ended Philadelphia's winning streak of fifteen consecutive.—Olson of Cleveland, stole home in the fifteenth inning of a game between Cleveland and Boston. Graney of Cleveland, also stole home. Cleveland won, 9 to 5.
- 12—Maranville and Meyers made a triple play against Cincinnati.
- 13—Philadelphia, A. L., defeated Cleveland, 3 to 2, in thirteen innings.
- 14—New York defeated Pittsburgh, 6 to 5, winning its third successive game.—Maranville, shortstop, of Boston, N. L., accepted eleven chances against Cincinnati without an error.—Before the largest attendance of the season Cleveland defeated the Athletics, 3 to 0.
- 16—Philadelphia's defeat in the National League cut their lead down to three games.—Boston, A. L., won in twelve innings from St. Louis.
- 17—Boston defeated Pittsburgh, O'Toole pitching, 1 to 0, and went into fifth place in the National League race.—Minneapolis won from Indianapolis in a game in which twenty-eight players participated.—In game between Cleveland and Washington, at Washington, Gandil and McBride made a triple play. Gandil caught a liner, touched first and threw to second before the runner could return.
- 19—Brooklyn defeated St. Louis, 11 to 5, winning all four games of the series.—Philadelphia won from Chicago, the only victory in a series of four games.
- 20—New York was beaten by Pittsburgh, 7 to 3, O'Toole pitching his first winning game against the Giants.
- 21—Jersey City defeated Toronto in thirteen innings, 4 to 3.
- 22—Detroit and Cleveland broke even in a double-header, Cleveland losing the first game, 7 to 6, in ten innings, and winning the second, 2 to 1, Manager Birmingham of Cleveland, who had been out of the game for six weeks with a broken leg, batted in the tying run for Cleveland in the ninth inning.—Chicago and St. Louis, A. L., broke even in a double-header, St. Louis winning the first, 2 to 0, and Chicago the second, 2 to 0. Leverenz outpitched Scott in the first and Walsh was opposed to Weilman and Allison. In the first game Scott struck out fifteen men, and Leverenz kept Chicago down to two hits.—Jersey City defeated Toronto in both games of a double-header, the first by 3 to 2, Jersey City making two runs in the eighth inning, and the second by 5 to 0.—Zimmerman of Chicago, in three times at bat made a triple, two bagger and a single against Perritt and Burke.

- 23—Vaughn, Toledo, pitched a no-hit, no-run game against Kansas City.—Salmon, Hartford, pitched a no-hit, no-run game against New London.
- 24—Jersey City defeated Rochester, winning its sixth consecutive game.—Cleveland and Detroit broke even in a double-header. Cleveland won the first game, 6 to 4, in twelve innings. Kahler and Blanding pitched against Willett. Detroit won the second, 6 to 5, Detroit making five runs in the ninth inning.
- 25—New York and Boston, N. L., broke even in a double-header. New York won the first, 5 to 1, Demaree pitching against Rudolph. Boston won the second, 4 to 3, Perdue against Marquard.—In the third inning, Philadelphia, A. L., knocked Johnson of Washington, out of the box with a double, three singles and a home run.—Newark defeated Montreal, 1 to 0, in fourteen innings.
- 26—New York, N. L., defeated Boston twice.—Brooklyn won both games of a double-header from Philadelphia, after Philadelphia had won six straight games. Score of the first game, fourteen innings, 5 to 2, Rucker and Curtis against Rixey and Seaton; score of second game, 4 to 2, Curtis against Alexander.—In three times at bat Lajoie made three hits against Walsh and Benz of Chicago.—St. Louis defeated Detroit, 7 to 5, in fourteen innings, Leverenz pitching against Dauss, House and Zamloch.—Philadelphia defeated Washington in both games of a double-header: first game, 11 to 2, Plank pitching against Mullen, Engel and Wilson; second game, 10 to 3, Brown and Bender against Groom and Wilson.—Doyle, New York, N. L., made a home run against Hess of Boston with bases full. Merkle also made a home run against Hess in the same inning.—Konetchy made a home run in eighth inning against Pittsburgh, with two men on bases, and won game from Hendrix.—Cottrell, Baltimore, struck out eleven Buffalo players and allowed but four hits.
- 27—Washington and the Athletics broke even in a double-header. Washington won the first game, 2 to 0. Each team made three hits. Johnson pitched against Brown. Philadelphia won the second game, 11 to 5, Houck and Buck against Hughes, Galley and Harper.—Pittsburgh defeated St. Louis in twelve innings, 4 to 3.
- 29—Loomis, Adrian, Mich., pitched a no-hit game against Bay City. Twenty-seven men faced the pitcher and nine struck out.
- 30—Washington defeated Boston, A. L., 3 to 1, in eleven innings, making two runs in the last inning.—New York, N. L., defeated Philadelphia, 11 to 1, in ten innings, and took first place in the National League race. It was one of the poorest played games of the year, New York making four errors and Philadelphia seven.

## JULY.

- 2—New York, N. L., won its third consecutive game in the series against Philadelphia by the score of 8 to 4. Mathewson pitched against Chalmers and Moore. With two men on bases Doyle batted a home run over the right field fence.—Strand, a new pitcher for Boston, N. L., made his first appearance in the National League against Brooklyn.—Davis of the Columbus club of the American Association, pitched a no-hit game against Indianapolis.
- 3—New York defeated Philadelphia, N. L., 4—2, in eleven innings, winning all four games of the series.—Washington and Boston played fifteen innings and Washington won, 1 to 0. Gandil and Shank won the game with two two-base hits. Johnson pitched against Collins.—Dowd of Utica pitched a no-hit game against Syracuse.
- 4—New York, N. L., defeated Brooklyn two games. In the morning, 5 to 2, Tesreau and Crandall pitching against Yingling and Curtis, and in the afternoon, 8 to 5, Marquard pitching against Rucker and Hall.—Washington and New York broke even on the morning and afternoon games. Washington won the morning game, 5 to 0, Groom pitching against Caldwell and Clarke, and New York won the afternoon game, 5 to 2, McConnell pitching against Mullen, Hughes and Gallia.—Philadelphia, N. L., defeated Boston both games, in the morning by 6 to 2, and in the afternoon, 6 to 1. In the morning game Philadelphia made six runs in the fourth inning.—Cleveland won both games from Detroit, the first by 4 to 2, Blanding pitching against Dubuc, and the sec-

SPALDING'S OFFICIAL BASE BALL RECORD.

- ond, 4 to 2, Gregg and Cullop pitching against Willett.—At Pittsburgh, the home team tied the morning game with St. Louis, 3 to 3 in eleven innings, but in the afternoon St. Louis defeated Pittsburgh, 12 to 8, Griner, Steele and Grier pitching against Camnitz and Eayrs.—In the morning game between Boston and the Athletics, Boston won, 12 to 6, Wood and Bedient pitching against Houck and Wyckoff. In the afternoon, the Athletics defeated Boston, 5 to 3, Plank pitching against Foster.—O'Toole, famous pitcher, was operated on for appendicitis.
- 5—Montreal defeated Rochester, 5 to 2, in fourteen innings.
- 6—Chicago and St. Louis, N. L., broke even in a double-header. Chicago won the first game, 6 to 0, and forfeited the second by refusal to play and delaying the game when advised not to do so by Umpire Eason.
- 7—Philadelphia and Boston, N. L., broke even in a double-header. Boston won the first game, 15 to 11, and lost the second, in twelve innings.
- 9—The John T. Brush Stairway, built by the New York, N. L., club, was presented to New York City.
- 11—New York, N. L., defeated Chicago, 14 to 4, Tesreau and Fromme pitching against Lavender and Pierce.—Miller Huggins, manager of the St. Louis club, was hit on the head by a thrown ball in Boston and rendered unconscious.—Boehling of Washington defeated Detroit, 5 to 2, winning his ninth straight game.—Pittsburgh made a clean sweep of the four games in Philadelphia, winning by a score of 7 to 2.
- 12—Five pitchers were used by Brooklyn against Chicago and Chicago won in ten innings, 6 to 5. Ames pitched against his old club, New York, for Cincinnati and was defeated, 6 to 1.—Pittsburgh won from Boston, 6 to 4, and won its eighth victory in one week.—Philadelphia, N. L., made seventeen hits for a total of thirty-five bases, defeating St. Louis, 12 to 1. Becker had a home run, a triple and a double; Luderus a home run, triple and single; Lobert a home run, double and single, and Cravath a home run and single.—Philadelphia, A. L., defeated Detroit, 16 to 9. Brown of Philadelphia gave fifteen bases on balls in 7 2-3 innings.
- 13—Although Chicago, A. L., made but three hits against Collins of Boston, Chicago won, 3 to 2.—Detroit won two games from the Athletics, the first, 7 to 1, and the second, 5 to 4.
- 14—Marquard won a game against Cincinnati, and it was his second successive game without giving a base on balls.—Philadelphia, N. L., scored one run in St. Louis in the ninth inning and won, 2 to 1.—Washington made two runs in the ninth inning, defeating Cleveland, 4 to 3.—After losing ten games in succession, Brooklyn defeated Chicago, 9 to 2. Brooklyn made five runs in the third inning.—Bues of Buffalo was exchanged to Jersey City for Vaughn.
- 15—New York, N. L., raised the championship pennant won in 1912.—Brooklyn dedicated its field with a number of distinguished Base Ball guests present.—J. Garland Stahl resigned as manager of the Boston, A. L., club, Carrigan assuming the position. Stahl announced that an injured foot prevented him from playing his best.—Chicago, A. L., defeated Boston, 2 to 1, in the tenth inning. Walsh, who was playing his first game since being injured June 26, made the base hit which drove in the winning run.—Pittsburgh defeated Boston in the eleventh inning, 6 to 3.—Pittsburgh made four runs off Rudolph in the eleventh inning.—New York, A. L., made but one hit against Hamilton of St. Louis.—Cole, formerly of Chicago, N. L., pitched a no-hit game for Columbus against Milwaukee.
- 16—New York won series of four games from Cincinnati.—Cravath of Philadelphia, N. L., batted for a home run over the right field fence, with one on base, and won for his team.—Wilson of Pittsburgh made a home run, with one on base, against Boston and won for his team.—Milwaukee won from Columbus in the nineteenth inning, 6 to 5.
- 17—Boston and Chicago, N. L., broke even in a double-header. Boston won the first, 4 to 2, and lost the second, 6 to 1.—St. Louis and New York, N. L., broke even in a double-header. St. Louis won the first, 4 to 2, and lost the second, 3 to 2.—Washington defeated St. Louis, 1 to 0, Engel holding St. Louis to three hits.—Philadelphia and Cincinnati broke even in a double-header, Philadelphia winning the first, 4 to 2, and losing the second, 9 to 2.—Battle Creek and Adrian of the Southern Michigan League played twenty innings to a tie, 1 to 1

## SPALDING'S OFFICIAL BASE BALL RECORD.

- 18—New York and St. Louis, N. L., broke even in a double-header, St. Louis winning the first game, 4 to 3, and losing the second, 5 to 0.—New York, A. L., won its third successive game from Cleveland, and the latter dropped to third place in the American League race.
- 19—Torrey, formerly of the New York, N. L., club, was not allowed his salary claim against the Giants by decision of the National Commission.—Philadelphia defeated Cincinnati in sixteen innings, 3 to 2. Brennan pitched against Johnson and Ames.—Chicago, N. L., lost to Boston and dropped to fourth place.
- 20—Boehling, Washington, defeated Chicago, A. L., 5 to 1, his tenth consecutive victory of the season.
- 22—New York, N. L., defeated Pittsburgh both games of a double-header, first, 8 to 3, Demaree pitching against Camnitz and Robinson, and second, eleven innings, 2 to 1, Mathewson and Fromme pitching against Adams.—St. Louis won its first game of the season from Brooklyn, 3 to 1, Sallee pitching against Curtis and Stack.
- 23—Brooklyn defeated St. Louis, 7 to 2, and Yingling maintained his record of not losing against St. Louis in two seasons.—Minneapolis shut out Louisville, 3 to 0 and 2 to 0.—Pittsburgh made but two hits against Marquard and lost, 2 to 0, Marquard winning his eighth consecutive game.—Boehling of Washington won from Chicago, 7 to 1, his eleventh consecutive victory.—After winning six consecutive victories Hamilton, St. Louis, A. L., lost to Philadelphia.—Swacina, Newark, in five times at the plate, made a triple, a double and two singles and batted in four runs.
- 24—The National Commission notified all clubs that agreements between clubs and players must be filed with major league presidents, or with Secretary Farrell of the National Association, within ten days to be recognized as valid.—The Fall River club was notified that it would forfeit its rights in organized Base Ball unless a claim of \$925 in favor of Lave Cross was paid.
- 25—Agnew, catcher for St. Louis, A. L., had his jaw broken by a ball pitched by Johnson of Washington.—Philadelphia, A. L., with two hits against Dubuc, defeated Detroit, 4 to 0.—Washington and St. Louis played fifteen innings to an 8 to 8 tie. Darkness ended the game. Johnson struck out sixteen men after the fourth inning.—Columbus won from Indianapolis, 3 to 2, in seventeen innings, the winning run being scored on a wild pitch by Schardt.—Cleveland defeated New York, A. L., 3 to 2, in thirteen innings, Mitchell pitching against Fisher. New York made four double plays. Peckinpaugh started two and McConnell and Knight each one.—Carey, Pittsburgh, scored five runs against Philadelphia, although he did not make a hit in the game. His first time at bat gave him first on an error, which was followed by four bases on balls.
- 26—New York, N. L., made but three hits against Sallee of St. Louis, and Meyers got two of those.—Garden, Roanoke, pitched two shut-out games against Newport News, establishing new Virginia League record.
- 27—New York, N. L., defeated St. Louis, 2 to 1, on a muddy field. The game was stopped by rain in the seventh inning and Marquard won his ninth consecutive victory.
- 28—Cole won his fifth consecutive game for Columbus.—St. Louis, N. L., made four hits against Mathewson, and New York won, 4 to 0.—Washington, with Boehling pitching, was defeated by St. Louis, 4 to 1, and after Boehling had won eleven straight games.
- 29—New York, N. L., won both games of a double-header from St. Louis, the first, 1 to 0, Demaree pitching against Doak. Each team made five hits. New York won when Manager McGraw ordered Demaree, after two strikes were recorded against him, to bat left-handed. He did so and the winning run was scored by Meyers on a sacrifice fly to right field. The second was taken, 3 to 1, Fromme pitching against Geyer and Sallee.—Cleveland won a double-header from New York.
- 30—President Fultz of the Base Ball Players' Fraternity announced that he would take measures to have players better protected from abuse of spectators.—Philadelphia made three runs in the ninth inning against Cincinnati, but was defeated, 5 to 4. Two triples, a single and a wild pitch by Ames were responsible for the runs.
- 31—Cheney of Chicago got credit for winning two games in succession against the Giants, although he pitched only a part of the second game.

—St. Paul won all four games from Milwaukee, the latter club leading the American Association race.

## AUGUST.

- 1—Mathewson held Chicago, N. L., to four hits and New York won, 5 to 2.—Play was stopped in the eighth inning at Philadelphia in the game between Philadelphia and St. Louis, A. L., on account of darkness. St. Louis won.
- 2—Chicago, N. L., made four hits against Tesreau and New York won, 2 to 1.—In four times at bat against Suggs and Herbert of Cincinnati, Cravath made a double, triple and home run.—Pittsburgh won its fourth straight game from Brooklyn.—Toronto won both games of a double-header from Jersey City.—In a double-header between Rochester and Newark the latter club won the first game, 10 to 1, and lost the second, in fourteen innings, 5 to 4.—Cleveland defeated Boston both games of a double-header. Score of first game was 5 to 4, Gregg pitching against Bedient, and score of second game, 7 to 3, Mitchell pitching against Foster, Hall and Chaney.—St. Louis, N. L., made a triple play against Boston. On a hit and run Collins lined to Whitted, who stepped on second and threw to Konetchy for the third out. Had he tagged Myers on the line he could have made a triple play unassisted.—President Wilson attended the game at Washington against Detroit. It was Johnson Day and Johnson was presented with a silver cup filled with ten-dollar bills. Johnson was hit safely nine times, but Washington won, 3 to 2. It was the sixth anniversary of Johnson's career in Base Ball.
- 3—President Lynch of the National League, declined to allow the protest of the Brooklyn club over the Brooklyn-Cincinnati game of July 11. Brooklyn claimed a base runner should have been allowed more than one base on a wild pitch, but the testimony as to ground rules was to the contrary.
- 5—Marquard lost to Pittsburgh after winning nine straight games.—Jersey City defeated Montreal in the thirteenth inning, 6 to 5.—Leach acted as manager for the Chicago, N. L., club and Chicago defeated Brooklyn, 13 to 2. Chicago made sixteen hits against Rucker and Curtis.—Tinker of Cincinnati stole third and home against Boston.
- 6—Pittsburgh made seven runs against Mathewson in the fifth inning and won from New York, 9 to 1.—New York, A. L., made but four hits against Dauss of Detroit.—Walsh, Chicago, A. L., went to Youngstown, O., to have his arm treated.—Louisville and Kansas City played a fourteen-inning tie.—Jones of Columbus, made four hits in five times at bat, including two doubles and two singles.—McLean of St. Louis, N. L., was traded to New York for Crandall.
- 7—New York made four runs in the ninth inning and defeated Cincinnati, 5 to 2.—Pittsburgh won from Boston, 4 to 3, in the tenth inning.—Philadelphia won three out of four games from Cleveland.
- 8—Demaree's defeat in Cincinnati was his first loss after winning eight consecutive victories.—Meisel of the Baltimore club was traded to the New York, A. L., club.—Hoblitzel of Cincinnati, with two out, made a home run and defeated New York, Demaree pitching, 7 to 6.
- 9—McLean caught his first game for the New York, N. L., club in Cincinnati. He made two hits.
- 12—New York defeated Brooklyn in eleven innings, 6 to 5. Demaree, Fromme and Mathewson pitching against Walker and Ragan.—Whittaker of Keokuk pitched twenty-one scoreless consecutive innings against Waterloo. Keokuk won both games, 1 to 0.—Scott, Chicago, A. L., pitched his second winning game in series with the Athletics at Philadelphia.—Toronto and Jersey City played a twenty-inning game, 0 to 0. Hearn pitched for Toronto, Jersey City making six hits. Thompson and Brandan pitched for Jersey City, Toronto making eight hits.—Lajoie celebrated his seventeenth anniversary in major league Base Ball.
- 14—New York, N. L., won both games of a double-header from St. Louis. Score of first game, 11 to 4, Marquard pitching against Griner, Perritt, Sallee and Geyer; second, 7 to 3, Tesreau pitching against Doak and Harmon.—Chicago, N. L., defeated Boston both games of a double-header. Score of first game, 9 to 7, Humphries and Cheney pitching

- against Tyler; second game, 5 to 1, Pierce pitching against Perdue and Rudolph.—Pittsburgh made nineteen hits against Allen, Wagner, Walker and Yingling of Brooklyn.—Boston, A. L., made four runs in the eleventh inning and defeated St. Louis, 4 to 0.—William H. Locke, president of the Philadelphia, N. L., club, died.
- 15—Philadelphia defeated Cincinnati in eleven innings, 3 to 2.—Brooklyn and Pittsburgh played fourteen innings, 3 to 3, Rucker, Ragan and Allen pitching against Robinson and Cooper.—Fromme, New York, held St. Louis, N. L., to four hits.—Johnson, Washington, defeated Detroit, 9 to 7, and won his twelfth consecutive victory.—Tincup, pitcher, was procured by Philadelphia, N. L., from Herman, Tex.
- 16—In five times at bat Wagner, Pittsburgh, made four hits—three singles and a home run—against Mathewson, Wiltse and Demaree, New York. Five runs were scored against Mathewson in the third inning.—Chicago won both games of a double-header from Philadelphia, N. L.
- 17—New York, A. L., defeated Chicago in twelve innings, 3 to 2, Keating pitching against Benz.—Cleveland defeated the Athletics, 6 to 2, at Cleveland, the attendance being 25,017, the largest crowd that ever saw a Base Ball game in Cleveland.—The funeral of William H. Locke, president of the Philadelphia, N. L., club, was held at the home of his mother in Pittsburgh.—Toronto won its first game of the season at Newark by taking the first game of a double-header, 7 to 1, and lost the second, 15 to 1.—Columbus won the ninth straight victory of the season on its own grounds from Kansas City.
- 18—New York, N. L., won two games from Pittsburgh, the first, 5 to 3, Demaree pitching against Camnitz and Cooper, and the second, 5 to 1, Tesreau pitching against Robinson, Cooper and O'Toole.—After winning eight consecutive games, Alexander was batted by Chicago, N. L., for nine consecutive hits in the ninth inning, Chicago making six runs and winning, 10 to 4.—New York repurchased Crandall from St. Louis.—Dahlgren, pitcher of Superior, Wis., pitched a no-hit game.
- 19—Cincinnati defeated Boston both games of a double-header. Score of first game, 4 to 2, Johnson pitching against Rudolph and Dickson; second, 2 to 0, Suggs pitching against Tyler. Boston made but one hit against Suggs.—Johnson won his thirteenth straight game for Washington, defeating Cleveland, 5 to 1, in ten innings. Falkenberg, Cleveland, struck out ten men.—Chicago won its fourth straight game from Philadelphia, N. L., 3 to 2. Pierce pitched against Seaton.
- 20—O'Brien, Chicago, A. L., was transferred to Oakland, Cal.—Chicago, A. L., defeated Boston, 1 to 0, Scott pitching against Anderson. Boston made three hits and Chicago four.—New York, A. L., lost both games to St. Louis, the first game, 2 to 1, Caldwell pitching against Allison, and the second, 7 to 0, Fisher and McConnell pitching against Weillman.
- 21—Harmon, St. Louis, N. L., gave Boston a base on balls in the ninth inning and forced across the winning run, 7 to 6.—Lapp, Strunk and Orr, outfielders of Athletics, were sent home because of injuries.—Gross, captain of Leland Stanford University team of California, signed with Brooklyn.
- 22—Pittsburgh and Philadelphia played twelve innings to a tie, 3 to 3, Adams, Robinson and Camnitz pitching against Mayer and Seaton. Pittsburgh made ten hits and Philadelphia nine.—New York and Detroit broke even in a double-header. New York lost the first game, 7 to 4, and won the second, 12 to 7.—New York defeated Chicago, N. L., 8 to 1, the twelfth victory of New York for the season.—Lowell, Mass., defeated Brockton, 25 to 0, the largest score of the season in the New England League.
- 23—Pittsburgh won both games of a double-header from Philadelphia, the first, 10 to 5, McQuillan and Hendrix pitching against Alexander, Seaton and Imlay, and the second, 13 to 8, Cooper and Lahrson pitching against Brennan, Seaton, Imlay and Rixey.—New York defeated Chicago, 3 to 2, winning all games of the Chicago series.
- 24—Johnson, Washington, won his fourteenth consecutive victory, defeating Chicago, 2 to 1. Chicago made six hits, and Scott and Benz pitched.—Lake, Detroit, was transferred to Minneapolis.—Hearn, pitcher of Toronto, was transferred to the New York, N. L., club.
- 25—Boston, N. L., released Devlin to Rochester.—Pittsburgh scored four runs in the ninth inning against Boston and Boston made two in the same inning. Devlin driving in the tying run with a base hit.

- 26—New York, N. L., defeated Cincinnati, 1 to 0, on a three-bagger and a sacrifice fly by Murray in the seventh inning. Mathewson pitched against Johnson and Brown.—Davis, pitcher of Rochester, was signed by Boston, N. L.—Boston made three hits against Adams of Pittsburgh.—Archer, Chicago, tripled against Brooklyn with the bases filled and Saier tripled with two on bases. These five runs won for Chicago, 6 to 3.—Comstock pitched his first game for Detroit and lost, 7 to 6, against Boston, errors being responsible for his defeat.—Gilhooley, Montreal, was exchanged to New York, A. L., for Caldwell.—Burns, Montreal, was exchanged to Philadelphia, N. L., for Howley and two other players.—Buffalo made twenty runs against Baltimore and twenty-one hits against Danforth and Taff.—Jersey City lost its nineteenth consecutive game.
- 27—Hemphill, St. Paul, was suspended for the remainder of the season for failure to keep in proper condition.—Vaughn, Chicago, struck out eight Brooklyn players and Brooklyn made but six hits.—St. Louis, N. L., made twenty-one hits against Philadelphia and won, 15 to 4. Brennan, Imlay, Haislip and Rixey pitched for Philadelphia. Oakes made five hits in six times at bat, including a triple. Mowrey made four hits in five times at bat.—Jersey City won from Toronto after losing nineteen straight games.—Wilmington won the Tri-State League pennant.—Montreal defeated Providence in the first game of a double-header and both teams tied in the second game, 1—1, called on account of darkness.
- 28—Magee in four times at bat, made a home run and two doubles against Marquard, New York, N. L., the latter losing, 7 to 2.—Johnson, Washington, lost to Boston, 1 to 0, in eleven innings after winning fourteen straight games.
- 29—Philadelphia, N. L., defeated New York, 3 to 2, in ten innings, Philadelphia not making a hit off Tesreau from the first inning until the tenth. Philadelphia made four hits in all.—Kommers, Columbus, tied the score against Louisville with a triple, with two on bases, and scored the winning run himself.—Troy won from Albany, 3 to 2, in a fifteen-inning game.
- 30—Umpire Brennan forfeited the game to New York, N. L., in Philadelphia because spectators rushed into a forbidden quarter in the bleachers and undertook to prevent the batters from seeing the ball by waving handkerchiefs, newspapers and straw hats. The forfeit took place before New York had completed its half of the ninth inning. The score then was 8 to 6 in favor of Philadelphia. Mathewson pitched against Alexander and Chalmers.
- 31—Chicago, N. L., defeated Pittsburgh, 10 to 0. Humphries pitched against O'Toole and Cooper. Archer in four times at bat made a triple, a double and a single.

#### SEPTEMBER.

- 1—Cincinnati and Pittsburgh broke even in a double-header. Cincinnati won the first game, 5 to 4, and Pittsburgh the second, 5 to 1. Philadelphia defeated Brooklyn in both games of a double-header, the first, 3 to 2, and the second, 3 to 2.—New York won both games from Boston, N. L., in the morning, 3 to 2, and in the afternoon, 2 to 1, fourteen innings. Marquard pitched against Rudolph. New York scored the winning run in the fourteenth inning on Merkle's triple and Murray's single. A son was born to Marquard on the morning of the game.—Chicago, N. L., defeated St. Louis, 2 to 1, and the afternoon game was called, 2 to 2, on account of darkness.—Cather of St. Louis broke his leg sliding to second base.—Cleveland defeated Chicago in both games of a double-header.—Philadelphia won both games from Washington, in the morning, 6 to 5. Brown, Houck and Bush pitching against Johnson; in the afternoon, Bender pitched against Boehling and Gallia.—Detroit defeated St. Louis in two games. In the second Comstock struck out eleven St. Louis batters, and Detroit had but four assists, Bush being credited with all of them.
- 2—Harry Clark signed as manager of the Milwaukee Base Ball team.—Chicago defeated St. Louis, N. L., in both games of a double-header, the first, 5 to 3, and the second, 6 to 1.—President Lynch of the National League reversed the decision of Umpire Brennan who forfeited



- the game of the previous Saturday to New York, and gave it to Philadelphia on the face of the score.
- 3—New York, N. L., made one hit against Tyler of Boston, McLean being the successful batsman.—Brooklyn and Philadelphia broke even in a double-header.
  - 4—Cobb struck out three times against Gregg of Cleveland.—St. Louis and Pittsburgh broke even in a double-header. St. Louis won the first, 4 to 2, and Pittsburgh the second, 5 to 4.—New York and Brooklyn broke even in a double-header.—In a game tied three times, Detroit defeated Cleveland, 4 to 3, in twelve innings.—Hartford won the pennant of the Eastern Association by defeating New London two games.
  - 5—Washington defeated New York, A. L., in both games of a double-header, the first, 3 to 2, Boehling and Johnson pitching against Schultz, and the second, 1 to 0, Johnson pitching against Ford.—Boston and Philadelphia, N. L., played in two games of a double-header, and in nineteen innings only one run was scored, this being by Philadelphia in the first game. Seaton pitched against Quinn. Ten innings were played in the second game, no runs being scored. Alexander pitched against Rudolph.
  - 6—Stovall was notified by the St. Louis, A. L., club that he had been replaced by Austin as manager.—Reulbach for Brooklyn held New York to two hits.—New York, N. L., appealed from the decision of President Lynch forfeiting the game of August 30 to Philadelphia.
  - 7—Chicago, N. L., won both games of a double-header from St. Louis, the first, 4 to 1, Smith and Cheney pitching against Sallee and Perritt, and the second, 7 to 1, Pierce pitching against Griner.—New Orleans defeated Mobile, 5 to 2, and the loss of the game by Mobile gave Atlanta the championship.
  - 8—Pittsburgh and Cincinnati broke even in a double-header, the first game, 15 to 2, in favor of Pittsburgh, Adams pitching against Ames, Harrington and Packard, and the second, 2 to 1, Suggs pitching against Hendrix.—Brooklyn made one run in the ninth inning against Marquard of New York.—Philadelphia, N. L., won both games of a double-header from Boston, the first, 13 to 0, Seaton pitching against Quinn and James, and the second, 6 to 2, Alexander pitching against Tyler.—Washington made three hits against Caldwell of New York.—Becker, Philadelphia, N. L., made a home run and four singles in six times at bat against the Boston pitchers.—Peitz was appointed manager of the Kansas City club.
  - 9—Murray of New York, N. L., threw McQuillan of Pittsburgh out at first base from right field on an apparent sure hit.—M. J. Finn signed a contract to manage the Memphis team.
  - 12—Darkness prevented New York and Pittsburgh from playing.—Benz, Chicago, A. L., was batted for six runs by Philadelphia in the seventh inning and Chicago lost, 7 to 5.—New York and St. Louis, A. L., broke even on the year's series, each winning eleven games.—Birmingham of Cleveland was indefinitely suspended, and Griffith of Washington was restored to good standing by President Johnson.—Boston made twenty-one hits against Comstock, Grover and Lorenz of Detroit. Hooper hit safely in three times at bat, one hit being a triple.—Cleveland made four hits against Washington, and Johnson of Washington struck out seven men.—Roberts, catcher, and Cathers, outfielder, were released to Indianapolis by St. Louis, N. L.—Anderson was transferred by Boston, A. L., to the Brockton, Mass., club.
  - 13—Tinker and Maranville came to blows at Cincinnati on the field and both players, with Myers of Boston, were sent from the field.—Zimmerman, Chicago, N. L., was again suspended by President Lynch for misconduct on the field.—Roush, Chicago, A. L., was transferred to the Evansville club.—President Hedges of St. Louis, A. L., suggested a handicap plan by which successful clubs were to have less opportunity to procure young players than non-successful clubs, a concession that some managers were unable to cope with others.—Brooklyn made four hits against Vaughn of Chicago, and lost the game, 4 to 0, Allen pitching, and all of Chicago's runs were made in one inning. Ten Brooklyn batters struck out.—New York and Pittsburgh broke even in a double-header, New York winning the first game, 4 to 2, Mathewson pitching against Lührson and O'Toole, and losing the second, 8 to 0,

- Fromme, Crandall and Schupp pitching against Hendrix.—Philadelphia, N. L., won from St. Louis in the tenth inning, 2 to 0. St. Louis made four hits against Alexander.
- 14—New York, N. L., made fourteen hits against Cheney of Chicago, but failed to score a run, being defeated, 7 to 0, Marquard and Fromme pitching for New York.
- 15—Frank L. Hough, sporting editor of the Philadelphia Inquirer, and a fine critic of Base Ball, died in Philadelphia.—Carrigan, catcher for Boston, A. L., had his finger broken.—Boston and Pittsburgh broke even in a double-header, Boston winning the first, 6 to 5, Quinn pitching against McQuillan and Hendrix, and Pittsburgh the second, 6 to 1, Adams pitching against Rudolph.—The National League Board of Directors upheld the protest of the New York club against the decision of President Lynch over the game between New York and Philadelphia, August 30, forfeited by Umpire Brennan, and ruled that the game should be played over at the Polo Grounds on October 2, beginning at the point in the ninth inning where play had been interrupted, with the same players in the same positions.—Major league clubs made their draft at Cincinnati.
- 16—In the first game of a double-header Philadelphia was defeated, 4 to 3, by Cincinnati, Johnson pitching against Seaton, and in the second game Philadelphia won, Mayer pitching against Robertson.
- 17—New York and Chicago, A. L., broke even in a double-header, and for the first time in the season New York moved out of eighth place.—Columbus and Minneapolis played eighteen innings, 1 to 1.
- 22—Philadelphia defeated Detroit in both games of a double-header, and won the American League championship for 1913. Bush pitched against Daus in the first game, 4 to 0, and Pennock and Plank pitched in the second game against Dubuc, 1 to 0.—Cleveland defeated New York and went back into second place in the American League race, as Washington lost.
- 23—Caldwell, New York, A. L., held Cleveland to four hits and New York won, 3 to 1.—President Somers of Cleveland challenged President Dreyfuss of Pittsburgh to a post-season series.
- 25—The National Commission held a meeting at Philadelphia to arrange for the world's series.
- 27—New York, N. L., lost to Brooklyn yet won the National League championship as Philadelphia was defeated.—Detroit won from Cleveland twice and Washington defeated New York, Washington thereby going back into second place in the American League race.—Newark gave its team a field day for winning the International League championship.

## OCTOBER.


- 2—The game forfeited by Umpire Brennan at Philadelphia, August 30, in favor of the New York, N. L., club was continued at the Polo Grounds in New York by order of the Board of Directors of the National League at the point where play had been suspended in Philadelphia, and was finally won by Philadelphia, 8 to 6. In two regular games following New York won the first and Philadelphia the second.
- 4—Walter Johnson of Washington was awarded a motor car for being the most valuable player in the American League, and Daubert of Brooklyn received a motor car for being the most valuable player in the National League.
- 5—Both major league championship races ended.
- 7—New York was defeated by Philadelphia in the first game of the world's series on the Polo Grounds, 6 to 4.
- 8—New York won the second game of the world's series from the Athletics, 3 to 0.
- 9—In the third game of the world's series, at New York, Philadelphia won, 8 to 2.
- 10—In the fourth game of the world's series, played at Philadelphia, Philadelphia won, 6 to 5.
- 11—New York was defeated in the fifth and last game of the world's series on the Polo Grounds, 3 to 1.
- 17—The players representing the New York National League club left New York on the start around the world.—Chicago, A. L., players departed from Chicago to meet the Giants at Cincinnati.
- 18—David Fultz was re-elected president of the Base Ball Players' Fraternity

## NOVEMBER.

- 6—At the annual meeting of the American League a unanimous vote was cast against an autumn interleague series. The pennant was awarded to the Athletics. A committee was appointed to discuss the playing rules.
- 7—Harry Smith was signed to manage the Newark club.
- 9—Members of the Base Ball Players' Fraternity submitted requests to the National Commission and National Board for modification of contract rules.
- 10—Louis Heilbroner was elected president, secretary and treasurer of the Central League.
- 17—William F. Dahlen, manager of the Brooklyn Base Ball club, was unconditionally released.—Wilbert Robinson was appointed manager of the Brooklyn club.—It was announced in Philadelphia that Governor Tener had accepted the tendered presidency of the National League.
- 19—G. H. White, Chicago, A. L., club, accepted the management of the Venice, Cal., club.
- 21—James E. Gaffney was re-elected president of the Boston, N. L., club.
- 24—Joe Tinker was released as manager of the Cincinnati club.

## DECEMBER.

- 2—Charles H. Ebbets, Jr., was elected president of the Newark club.
- 5—Cincinnati declined to trade Tinker and Groh for Doolan and Knabe of the Philadelphia, N. L., club.
- 6—Fred Clarke signed a contract to manage the Pittsburgh club another year.
- 8—Joseph J. Lannin bought a half interest in the Boston, A. L., club.—International League decided to open its season on April 15.—Knight was transferred from New York, A. L., club to the Toledo club.—Wilbert Robinson, new manager of the Brooklyn club, was tendered a dinner at Brooklyn.—John J. Grum, former member of the Eckfords of Brooklyn, died at Pittsfield, Mass., aged 76.
- 9—Governor John K. Tener of Pennsylvania was elected president of the National League for a term of four years. Secretary Heydler's term of office was extended to end in 1917. A new board of directors was elected, consisting of H. N. Hempstead, New York; Barney Dreyfuss, Pittsburgh; Charles H. Ebbets, Brooklyn; Charles W. Murphy, Chicago, and August Herrmann, Cincinnati.—The International League decided not to play an interleague series with the American Association.—At the annual meeting of the Base Ball Writers' Association, Joe S. Jackson was re-elected president, and W. G. Weart was re-elected secretary.—August Herrmann, president of Cincinnati club, was offered \$25,000 cash for shortstop Tinker by Brooklyn.—Walsh, outfielder of the Athletics, was transferred to the New York Americans.—It was announced that the Boston, N. L., club would use the American League grounds while the stands of the National League grounds were being rebuilt.—Smith, catcher for New York, A. L., was transferred to Montreal.
- 10—Governor John K. Tener of Pennsylvania accepted the presidency of the National League in a brief address to its members.—The New York and New Jersey League met in New York and decided to change its name to the Eastern Base Ball League, if the National Commission consented. Rosslyn Cox of Middletown, N. Y., was elected president and treasurer; Carlos Henriquez, vice-president, and William Pfau, secretary. The league decided to take in Paterson, N. J., and Perth Amboy or South Norwalk.—Channell was transferred from Denver to the New York, A. L., club.
- 11—Morgan G. Bulkeley, United States Senator from Connecticut and first president of the National League, made an address at the National League meeting.—D. L. Reeves of Philadelphia was appointed private secretary to President Tener.
- 12—New York, N. L., released Hartley and Herzog to Cincinnati in exchange for Bescher.—The services of Tinker of Cincinnati were transferred to Brooklyn for \$25,000, \$10,000 of which were to go to Tinker.—St. Louis, N. L., transferred the services of Konetchy, Harmon and Mowrey to Pittsburgh in exchange for Miller, Dolan, Wilson, Butler and Robinson.



1, Daubert, Brooklyn, leading batter; 2, Mathewson, New York, lowest average of runs earned off pitchers; 3, Killifer, Philadelphia, leading catcher; 4, Konetchy, St. Louis (now with Pittsburgh) leading first baseman; 5, Huggins, St. Louis, leading second baseman; 6, Lobert, Philadelphia, leading third baseman; 7, Cravath, Philadelphia, leader in home runs; 8, Tinker (Cincinnati, 1913), leading shortstop; 9, Carey, Pittsburgh, leader in stolen bases, and with Leach, Chicago, leader in most runs; 10, Saier, Chicago, leader in three-base hits; 11, Knabe, Philadelphia, leader in sacrifice hits; 12, Leach, leading outfielder, and with Carey, Pittsburgh, leader in most runs; 13, Smith, Brooklyn, leader in two-base hits; 14, Alexander, Philadelphia, leading fielding pitcher.

**NATIONAL LEAGUE PLAYERS IN THE SPALDING BASE BALL HALL OF FAME**

# The Spalding Base Ball Hall of Fame

In compiling the Spalding Base Ball "Hall of Fame" this year it has been noted by the editor that many new faces will be found in the groups of both the National League and the American League. As has been previously explained in the other years in which the RECORD has been published, this Hall of Fame is not necessarily composed solely of the men who are at the heads of their different positions, because it frequently happens that some of them have played not more than four or five games against one hundred or more on the part of another. The difference between the records of these players is so slight that it would be manifestly unjust to award places of distinction to those who had played the fewer games.

In other words, this "Hall of Fame" is a roster of the "regulars" who have borne the brunt of the work and the bulk of it as well throughout the regular playing season.

## NATIONAL LEAGUE.

In 1912 Daubert won the honor of being the leading first baseman to grace the portrait of the National League group. That was a distinction of itself for one season. In 1913 Daubert lost his ranking as the leading first baseman of his organization, but perhaps achieved a greater success by becoming the leading batter. The leading first baseman of the season was Konetchy.

Huggins, the brisk and energetic little manager of the St. Louis club, did not permit his managerial labors to embarrass him to the extent that he faltered at second base.

For the second year in succession Lobert, third baseman of the Philadelphia club, enters the "Hall of Fame" as the leading third baseman for his team. His record for the past season was even better than that which he made in 1912.

Joe Tinker, although also officiating as manager of the Cincinnati club, ousted Hans Wagner of Pittsburgh from his position as the leading shortstop.

Under the new system which has been devised to try to perfect the pitching record in major league Base Ball, Mathewson led the pitchers of the National League. This computation is not based on games won and lost but on a method which holds each pitcher personally responsible for whatever runs are scored due to his inability to deceive the batter. It has been quite generally conceded that Mathewson is the greatest pitcher in Base Ball. Last season he demonstrated by his personal ability on the field that the title is well deserved. It may also be worth while to know in this connection that Mathewson did not hit a batter during the season, the second time that he has made that record. In fact, he has hit but two batters in the last three years. This all adds to his fame as a pitcher.

For catcher, Killifer of Philadelphia, has everything all his own way. He caught in so many more games and did so well in the general average that he is practically without a rival.

The best home run batter was Cravath of Philadelphia.

The best three-base hitter of the National League season was Saier, a Chicago youngster who progressed very rapidly.

The best two-base hitter was Smith, the Brooklyn third baseman, who had an easy lead over his rivals.

Tommy Leach, a veteran of many years' standing and once a popular Pittsburgh star, not only was the best outfielder, so far as games and records go, but shared with Carey of Pittsburgh the honor of making the most runs of any player on the circuit.



1, Cobb, Detroit, leading batter; 2, Johnson, Washington, leading pitcher; 3, Schalk, Chicago, leading catcher; 4, McInnes, Philadelphia, leading first baseman; 5, Lajoie, Cleveland, leading second baseman; 6, Turner, Cleveland, leading third baseman; 7, Baker, Philadelphia, leader in home runs; 8, Wagner, Boston, leading shortstop; 9, Milan, Washington, leader in stolen bases; 10, Crawford, Detroit, leader in three-base hits; 11, Chapman, Cleveland, leader in sacrifice hits; 12, Cree, New York, leading outfielder; 13, Jackson, Cleveland, leader in two-base hits; 14, Collins, Philadelphia, most runs.

**AMERICAN LEAGUE PLAYERS IN THE SPALDING BASE BALL HALL OF FAME**

The best sacrifice hitter of the National League was Knabe of Philadelphia. He completely distanced all of his rivals.

The best base runner of the National League, so far as stolen bases are concerned, is Carey of Pittsburgh, who also, as previously stated, vied with Leach in making the most runs.

### AMERICAN LEAGUE.

First of all comes McInnes of the Athletics as the banner first baseman of his circuit. He has well earned this distinction.

Once again Napoleon Lajoie, king at one time of the second basemen of the American League, has won his way back to the top of his position in that organization. For more than a year it had been reported that Lajoie never would play ball again, but he again proved his wonderful skill as a ball player.

At third base it is not easy to discriminate between Austin of St. Louis and Turner of Cleveland. Austin played in a greater number of games, yet when it is taken into consideration that Turner was the leading third baseman in 1911, and again in 1912, and that in the games in which he was asked to play in 1913, and by no means a small number, he was practically as skillful and adept as he was in 1911 and 1912, it seems as if he is fully entitled to the honor.

At shortstop Wagner of Boston by clever handling of ground balls and because of his quickness in making double plays, has accumulated enough chances to distance the others.

In the outfield there can be little hesitation in selecting Cree.

The best catcher in the American League was Schalk, judged by the record he made on the number of games in which he played and the number of chances which he accepted.

Both from the earned run standard, now adopted by the American League, and from the standpoint of fielding, Walter Johnson is the leading pitcher of that organization. More than that. Johnson is unquestionably one of the greatest pitchers who ever walked on a ball field. He is not possessed of as good control as Mathewson, but at the present time very likely has more speed. In the early part of his career Mathewson was a pitcher of great speed, but learned to conserve his energy and strength. Johnson's record against the batters was quite as well equalled by his record for number of games pitched.

In 1911 and in 1912 Cobb led the American League batters. In 1913 he did the same thing. Like Turner he is one American League player who has held his own three years in succession in the "Hall of Fame."

Another three-time repeater is Baker of Philadelphia. In 1911 he was the leading home run batter of the American League, much to the subsequent dismay of the Giants. In 1912 he earned the same distinction and again in 1913.

The leading three-base hitter of the American League is Crawford of Detroit. He has always been one of the best batters of the organization and the famous duet of Cobb and Crawford have won many a ball game for Detroit in the past.

In 1912 Jackson was the leading three-base hitter and entered the "Hall of Fame." He still retains his place among the leaders this year, but as the leading two base hitter.

In stolen bases Milan of Washington leads all his rivals.

The man who made the most runs was Collins of the Athletics. He performed the same achievement last year. In that capacity he seems to be the leading player of his circuit.

Chapman of Cleveland, the young player with that organization, made more sacrifice hits by far than any other player in the league and joins the "Hall of Fame" on that account.



WALTER JOHNSON  
Leading Pitcher of the American League, 1913  
Van Oeyen, Photo



## Walter Johnson's Record for 1913

In the season of 1913 Walter Johnson pitched more complete games than any other professional of that year and won more victories than any other pitcher in the American League. In 29 contests Johnson went the full nine innings. He was batted from the plate but once.

Altogether, in the American League last year there were but 71 pitchers who were able to go through a full nine inning game without being sent to the bench by their manager and another pitcher substituted. The record for complete games follows:

Johnson, Washington.....	29
Scott, Chicago.....	26
Russell, Chicago .....	25
Baumgartner, St. Louis.....	24
Gregg and Falkenberg, Cleveland.....	23
Dauss and Dubuc, Detroit.....	21
Collins, Boston; Mitchell, St. Louis.....	20
Hamilton, St. Louis .....	19
Boehling, Washington; Plank, Philadelphia; Cicotte, Chicago; Willett, Detroit.....	18
Groom, Washington; Weilman, St. Louis.....	17
Mitchell, Cleveland .....	16
Ford, New York; Blanding, Cleveland.....	15
Fisher, New York; Caldwell, New York; Leonard, Boston .....	14
Bender, Philadelphia; Leverenz, St. Louis.....	13
Wood, Boston.....	12
Brown, Philadelphia.....	11

This table is published in this connection in order that Base Ball fans may have opportunity to see by comparison how masterfully Johnson really worked against the opposition which he had from the other American League pitchers. Under the new pitching distance—of course, it is old now, but really new in rule—the strain placed on a man for the full nine inning game is unquestionably more severe than it ever has been since Base Ball began. When a player can go through 29 full games in a season he not only must be a marvel in skill but also in endurance. No one will dispute that Johnson has both. From the standpoint of long term of service, that is actual years in Base Ball, Denton T. Young, "Old Cy" of fame, perhaps possessed as much endurance as Johnson. He may have had more. Time will tell this.

Speaking of the matter of speed brings into connection with this brief chapter an interesting test which was made by the Remington Arms Company of the United States to ascertain the speed of the flight of bullets. Queerly enough, this was done through a medium of comparison in which two Base Ball pitchers took part. These pitchers were Walter Johnson and Napoleon Rucker.


The pitchers threw the ball through a wooden frame equipped with fine copper wires and against a steel plate five yards beyond the wooden frame. By means of electricity the time consumed by the ball in passing from the wires to the steel plate was registered.

Both pitchers stood from six to eight feet away from the copper wires. The entire distance from where they stood to the ultimate objective of the ball's journey—that is to say, the steel plate—was about half the distance of the pitcher's box from the home plate. Johnson's fastest throw in this experiment traveled 122 feet a second. Very likely from the care taken in making this experiment this is a pretty accurate estimate of the rate of speed which the ball makes when it is traveling past a batter.

The dozen wires of the wooden frame ran perpendicularly and not clear across the frame. The frame was about two feet square, and on either side of the wires between them and the woodwork was a space of several inches in which there were no wires. For that reason this test called for good control. The ball might go through the frame, but outside the wires, in which case no time was registered.

After the men had warmed up each sent the ball through the wires to the steel plate three times and each increased his speed with each succeeding trial. Johnson's first record was 120 feet a second. Rucker's was 106. Johnson's second trial was 121 feet a second and Rucker's 113. Rucker expressed an opinion after the experiment that Johnson at his best speed might be capable of 150 feet a second.

A ball traveling at the rate of 122 feet a second goes from pitcher's plate to home plate, 60 feet and a fraction, in less time than it takes a watch to record two ticks. It has the striking energy of 160 foot-pounds, half the "punch" of a 45 calibre Colt automatic pistol. A mile-a-minute railroad train going 88 feet a second has about two-thirds the velocity of Johnson's pitch.



Vice-President Marshall.

OPENING OF THE AMERICAN LEAGUE SEASON OF 1913  
IN WASHINGTON, D. C.

Mr. Robert H. Young introducing Vice-President Marshall to George McBride.

## A Day of Remarkable Happenings

To those who delight to revel in Base Ball statistics, coincidences, unusual happenings and striking incidents, August 12 of the season of 1913 is not likely soon to be forgotten. It was an afternoon crowded to the cover with the odd part of the national game and that part which establishes the little things that appeal to the heart of the Base Ball "fan."

First of all it was the afternoon of that famous game between the Jersey City and Toronto teams, in which both went twenty innings and neither scored a run. Only once before had anything similar to this happened. On July 18, 1891, away out in the West, Fargo and Devil's Lake played twenty-four innings without either team scoring. It is doubtful if either of these teams was as good as Jersey City and Toronto, and for that reason the record, which was made by the International League clubs, savors strongly of being one of the wonderful incidents of the national pastime.


The game was played on the ground of the Jersey City club. When the umpires finally called it, neither side was nearer a run than at the beginning. The game was three hours and twenty minutes long. If there had been light the contest would have been continued, but the umpires, Hayes and Carpenter, decided at the end of the twentieth full inning that it was out of the question to go further.

Hearne, subsequently procured by the New York National League club, pitched the full twenty innings for Toronto without relief. His is one of the best records ever made in a minor league. Jersey City made six safe hits against him, three of which were scored by Bues, one of which was a three bagger. Eschen made a two bagger. For thirteen innings Thompson pitched against Hearne. Then a substitute batter relieved him. Thompson was hit safely four times by the Toronto players. Brandon succeeded Thompson. He pitched seven innings and was batted safely four times. In the first nine innings of the game but one safe hit was made against Hearne and that was a scratch. In 1909 Detroit and Washington played nineteen innings without a score, which is the best record in the major leagues.

While the Toronto and Jersey City teams were struggling so hard in Jersey City, out in Keokuk, Iowa, Whittaker, who was in the box for the Keokuk team, pitched twenty-one scoreless innings in a double-header played by Keokuk and Waterloo. That was a feat which was the talk of the West. On the same afternoon William Powers, pitcher for the New London, Conn., team of the Eastern Association, pitched a double-header against New Haven. New London won both games and New Haven failed to score in either of them. The total number of innings pitched by Powers was eighteen, for the second game was called early on account of darkness.

Verily it was an afternoon of pitchers running wild in the minor leagues.

Meanwhile, the greatest pitcher of them all—Mathewson—was quietly celebrating his birthday with his companions on the New York National League club; while in Washington, Napoleon Lajoie, playing with the Cleveland club, was celebrating his seventeenth anniversary as a big league player, for it was August 12, 1896, that witnessed his advent in major league circles, playing first base for the Philadelphia National League club.



1, Edward McKeever, Brooklyn; 2, L. C. Ruch, Philadelphia; 3, N. Ashley Lloyd, New York; 4, John A. Heydler, Secretary of the National League; 5, John Harris, Pittsburgh; 6, Harry Ackerland, Chicago; 7, James Gaffney, Boston; 8, S. P. Britton, St. Louis; 9, William Baker, Philadelphia; 10, John Toole, Boston; 11, John B. Foster, New York; 12, Harry Stephens, Cincinnati; 13, Harry N. Hempstead, New York; 14, Barney Dreyfuss, Pittsburgh; 15, Charles H. Ebbets, Brooklyn; 16, Governor Tener of Pennsylvania, the new president of the National League; 17, Mrs. S. P. Britton, St. Louis; 18, August Herrmann, Cincinnati, chairman National Commission; 19, Stephen McKeever, Brooklyn. Copyright, 1913, Paul Thompson.

**ANNUAL MEETING NATIONAL LEAGUE, DECEMBER 10, 1913, AT NEW YORK.**

## Annual Meetings

---

### NATIONAL LEAGUE.

At the annual meeting of the National League, which began in New York City, December 9, 1913, Hon. John K. Tener, Governor of Pennsylvania, was elected President for four years. The constitution of the organization was so amended that the term of Secretary John A. Heydler was continued so as to expire with the term of office of the President. The Board of Directors elected for the year to follow consisted of Messrs. Hempstead of New York, Herrmann of Cincinnati, Ebbets of Brooklyn, Murphy of Chicago and Dreyfuss of Pittsburgh.

The constitution of the League was revised and amended to conform with the revised National Agreement. At an informal conference the requests of the Players' Fraternity were discussed and power was given to President John K. Tener to confer with President B. B. Johnson of the American League and the players.

At a meeting of the Board of Directors the championship was awarded to New York.

President Tener appointed as Committee on Constitution Messrs. Herrmann, Gaffney and Baker; Committee on Playing Rules, Secretary Foster of the New York club, Manager Huggins of the St. Louis club, and Umpire O'Day; Committee on Schedule, Messrs. Dreyfuss of Pittsburgh, Ebbets of Brooklyn, and Secretary Heydler of the National League.

The New York club having surrendered its right to the 25 per cent. of the world series receipts of 1912, the National League voted to apportion the amount, share and share alike, among the eight clubs. In President Lynch's report he said that there were 76 postponed games and 15 tie games during the year. Twelve games were unplayed and 73 double headers were decided. Five games were protested, of which four were disallowed and one withdrawn.

The League passed a resolution to put on record an expression of sorrow over the death of William H. Locke, formerly with the Pittsburgh and Philadelphia National League clubs.

---

### AMERICAN LEAGUE.


At the annual meeting of the American League, which was held in Chicago, November 6, 1913, the board of directors met and awarded the championship to the Athletic club of Philadelphia. Charles W. Somers was re-elected Vice-President and Messrs. Hedges of St. Louis, Navin of Detroit, Minor of Washington and Sbibe of Philadelphia were elected directors.

The Committee on Playing Rules, consisting of President B. B. Johnson, Charles W. Somers of Cleveland and Connie Mack of the Athletics, was appointed. The League voted unanimously to continue the world series on its present basis. The requests of the Players' Fraternity were considered in an informal conference.

---

### NATIONAL ASSOCIATION.

At the annual meeting of the National Association of Professional Base Ball Clubs, which was held in Columbus, Ohio, the report of Secretary John H. Farrell showed that the National League drafted 45 players and the American League 43 during the year. National Association clubs drafted 189 players. The total



1, Thomas D. Shibe; 2, J. E. Bruce; 3, Harry Grabiner; 4, W. Harris; 5, E. S. Barnard; 6, C. W. Summers; 7, Pres. Johnson; 8, Charles Comiskey; 9, P. Nash; 10, B. S. Minor; 11, F. C. Navin; 12, Frank J. Farrell; 13, R. L. Hedges; 14, James McAleer.

AMERICAN LEAGUE MAGNATES IN SESSION AT CHICAGO, NOVEMBER 6, 1913.

amount received for drafted players, including money refunded on disallowed National Association drafts, was \$227,250, distributed as follows: National League, \$59,100; American League, \$58,450; National Association, \$109,700. On optional agreements the sum of \$58,800 was expended and \$7,200 was paid on drafted players, returnable under the waiver rule. The amount for releases of National Association players was \$188,250 and the grand total received through this office for players of all classes was \$481,500. The Association of 1913 embraced 43 league organizations, including cities and towns in the United States, Canada and Mexico.

The Association adopted resolutions of sympathy on the death of William H. Locke, late President of the Philadelphia National League club.

A Committee on Constitution was selected, consisting of Allen T. Baum, Pacific Coast League; J. H. O'Rourke, Eastern Association; R. W. Read, Ohio State League, and Nicholas Corish, South Atlantic League. The Committee on Constitution reported that Class AA be allowed to have a special form of contract. The Association voted against a uniform contract for all leagues in the organization.

Omaha, Neb., was chosen for the next meeting place of the National Association.

---


#### INTERNATIONAL LEAGUE.

At the annual meeting of the International League, which was held in the Victoria Hotel, New York, December 8 and 9, 1913. the principal business before the delegates was the matter of playing an inter-league series with the American Association. After a warm debate this was voted down. It was agreed to begin the playing schedule of 1914 on April 21.

---

#### BASE BALL WRITERS' ASSOCIATION.

At the annual meeting of the Base Ball Writers' Association, held in New York City, December 9, Joe S. Jackson of Detroit was re-elected President, Jack Ryder of Cincinnati, Vice-President, and W. G. Weart of Philadelphia Secretary and Treasurer. It was agreed to accept a mail vote of the members on certain matters pertaining to the scoring rules, especially in regard to the so-called "Cincinnati base hit."



1, Plank; 2, Davis; 3, Houck; 4, Baker; 5, Thomas; 6, Brown; 7, Bender; 8, Wyckoff; 9, Pennock; 10, Strunk; 11, Lapp; 12, Daley; 13, Schang; 14, Bush; 15, C. Mack, Mgr.; 16, D. Murphy; 17, Shawkey; 18, Orr; 19, Oldring; 20, Walsh; 21, Lavan; 22, Barry; 23, E. Murphy; 24, Collins; 25, McInnes.

Copyrighted by American Base Ball Club of Philadelphia.

PHILADELPHIA "ATHLETICS," AMERICAN LEAGUE AND WORLD CHAMPIONS.



## The World's Series

	Played.	Won.	Lost.	PC.
Athletics .....	5	4	1	.800
Giants .....	5	1	4	.200

Only five games were necessary to be played to decide the world's series of 1913 between the Philadelphia American League club and the New York National League club. The Philadelphia club won the first game, which was played October 7, on the Polo Grounds; lost the second, which was played the next day in Philadelphia, at Shibe Park; won the third, played in New York; the fourth, which was played in Philadelphia, and the fifth, which was played in New York.

The series was not equal in skill and interest to that which had been played the previous year between New York, N. L., and Boston, A. L. The New York club did not begin to meet expectations and did not play as well as it had during the regular championship season. To some extent this was due to injuries to Snodgrass, Meyers and Merkle.


In general, the weakness of the team was mostly manifested by inability to bat the pitchers of the Athletics. In the finest played game of the series, that of the second day at Philadelphia, where they faced Plank and defeated him in ten innings, they made their most successful stand. In the fourth game, when they faced Bender, they batted him hard, and with a little earlier start and a little more caution on the part of a New York pitcher, might have had a reasonable chance to win.

All in all, the men on the New York team, who might reasonably have been expected to show strength with the bat, failed to meet expectations. Had it not been for the excellent work of McLean, who caught in the series after Meyers was injured, the batting record of the Giants would have been so feeble as to have made it appear that minor league and not major league players were meeting the Philadelphia club.

That the absence of the players who were injured hurt the chance of the New York team there is no question. The first game was lost because Shafer, who was in center field in place of Snodgrass, did not know how to field the position with the accuracy of the man who had been there all of the season. Center field on a dark day is a very difficult position to field on the Polo Grounds, and Shafer lost an easy fly which he would have held without trouble in sunshine. The loss of that fly practically gave the game to the Athletics. It is true that Baker subsequently hit the ball for a home run with a runner on bases, but this home run was not so potent in its way as the loss of the fly on the part of Shafer.

On the first day Merkle turned his ankle trying for second base. There was a little confusion on a decision at the plate. The decision did not matter much, but the resulting accident meant more misfortune for New York. Merkle was never at his best during the remainder of the series. It was only his gameness and his grit that kept him in the game and he persisted in playing, despite the fact that he was told to rest if he so desired. In the fourth game, which was played in Philadelphia, it was Merkle's home run which put the New Yorks within fighting distance of another victory, and in the fifth game, which was decided in New York, in trying to make a double play, he held the ball too long on a runner going from third to home and missed both men. For this he was soundly scored. Had the play been successful, and as he attempted to execute it, he would have been credited with making one of the best plays of the series.

The most serious handicap to the Giants in the series was the loss of Meyers. Prior to the second game at Philadelphia his hand was split in practice and so badly split that it was announced immedi-



1, Schauer; 2, Marquard; 3, Burns; 4, Snodgrass; 5, Shafer; 6, Fromme; 7, Wiltse; 8, Wilson; 9, Murray; 10, Crandall; 11, Doyle; 12, Grant; 13, Demaree; 14, Robinson; 15, Merkle; 16, McCormick; 17, Cooper; 18, Hearne; 19, McLean; 20, Fletcher; 21, Hartley; 22, Schupp; 23, Mathewson; 24, Meyers; 25, Tesreau; 26, Thorpe; 27, McGraw; 28, Hennessey, Mascot.

NEW YORK "GIANTS," CHAMPIONS OF THE NATIONAL LEAGUE.

ately that he would be out of the remainder of the games. Only to those who had followed the work of the Giants closely throughout the year was the full measure of this accident understood. It was not that McLean was not a good catcher, but Meyers had been found to work better with the pitchers and the infielders than any catcher on the team. He could steady the Giants and keep them tight to their work.

Perhaps McLean batted as fully as well as Meyers would have done, but he was not so familiar with the general style of the pitchers as the Indian, who has developed into one of the best catchers in the history of Base Ball.

From the standpoint of attendance the series of 1913 was not equal to that of 1912, nor that of 1911. That is easily understood. The attendance at the Polo Grounds averages much the same for all worlds' series, as the capacity of the field has not been changed. In the series of 1912 a record was set which may never be equalled, or at least not for many years. This was due to the fact that eight games were played. In 1912 "stand ups" were permitted on the field. In 1913 this was abolished both in New York and Philadelphia, and it was one of the best and most progressive moves which Base Ball owners ever made.

The umpiring was excellent throughout. It was up to the standard of 1912, and the umpiring of that year surpassed anything of preceding years. An innovation established by the National Commission was a band concert each day from 10.30 o'clock in the forenoon until just as the game was about to begin.

Perhaps the most remarkable fact about the series was the huge crowds which were turned away from the Polo Grounds, unable to gain admission. In the three games which were played in New York it is estimated that at least 30,000 spectators were turned back at 155th Street by the police. This was due to the fact that the New York Base Ball Club would not permit any spectators to stand up, and that on each day the sale of tickets was limited to the seating capacity of the stands and not to their capacity with the aisles jammed. President Hempstead insisted that he would try, so far as possible, to preserve the comfort of every spectator who paid to witness the contests at the park over which he has control. The same rule applied in Philadelphia.

The first game was started with Marquard pitching for New York and Bender for Philadelphia. New York scored the first run in the third inning. Merkle hit for a base, went to second on a sacrifice and scored on Doyle's single. In the fourth inning Collins batted a long triple to right field. Baker followed with a single, and the score was tied. McInnes sacrificed Baker to second, but the latter was caught at third on Strunk's grounder to Marquard. Barry doubled over third base. Schang lifted a high fly to center field, which was misjudged by Shafer and went for a three-bagger. That scored two more runs and gave the Athletics a total of three, when the two teams should have been a tie. With this misplay the misfortune of the Giants seemed to begin.

With two Athletics out in the fifth inning Marquard gave Collins a base on balls, and Baker followed with a home run drive into the right field stand. That was the second time that Baker had hit Marquard for a home run in a world's series and helped to take a game away from him.

In New York's half of the fifth, Merkle sent the ball to center field for a single. McCormick batted in place of Marquard and also hit safely. Shafer died at first, both runners advancing. Barry threw wild when Doyle hit to him, and Merkle scored, McCormick going to third. Fletcher singled to right, and McCormick and Doyle scored. That gave the Giants three runs, and those were the last they made in the game.

In the seventh inning Barry saved the game for the Athletics by making a beautiful stop and double play on Fletcher's ground hit.

Had the ball got away it is probable the Giants would have tied the score. In the eighth inning Collins bunted safely and went to third on Baker's single to center. McInnes hit for two bases and scored Collins. Crandall was pitching at that time for New York. That was the last run for Philadelphia. While New York was at bat in the eighth Strunk caught a line drive, which was batted by Meyers, and which would have been a home run had the fielder been a step later on the ball. The Giants were just that near to tying the score, as they did nothing after that.

The second game resulted in one of the greatest pitching duels in the history of the world's series. The Giants won in the tenth inning when they scored three runs. The game was played in Philadelphia. There were opportunities for the Athletics to win, but Mathewson proved to be their master. When the tenth inning was over not a run had been scored against him, while three had been scored against Plank.

McLean began the tenth inning for New York with a clean hit to right field, and Manager McGraw put Grant on first to run for him. Wiltse, who was playing first, sacrificed, and Mathewson, the next batter, hit safely to right center, and Grant scored the first run of the game. Herzog batted to Collins and the latter threw wild to second, Mathewson going to third and Herzog to second. Doyle was hit by a pitched ball, filling the bases. Fletcher singled over Baker's head, and Mathewson and Herzog scored. The Athletics were not able to score against Mathewson in their half of the tenth, and the series stood at one all.

The third game was played on the following day in New York. It was one of the most commonplace affairs on record in a world's series. The Giants were effectually out of the fight in the first inning. Tesreau undertook to pitch for New York, and between his ineffectiveness and the only really poor play which Fletcher made in the series, New York was hopelessly behind at the end of the first half of the first inning.

With one out in the first inning Oldring and Collins hit to center, and Baker followed with a single which sent Oldring over the rubber. Collins and Baker undertook a double steal, which was successful. McInnes struck out, and Strunk pushed a grounder to Fletcher. The batter should have easily been retired, but in the haste of making the play, and because the ball was wet, Fletcher threw it over Merkle's head, and Collins and Baker scored. Bush pitched for Philadelphia, and the Giants started after him as if they meant to square matters in the first inning, but there they stopped. Doyle hit safely, with one out, and Fletcher was given a base on balls. It would have taken only a single to start Bush going. Burns batted hard enough, but as luck would have it, rapped the ball straight into Collins' hands, and a double play easily followed.

In the next inning, with two out, Murphy scratched an infield hit for Philadelphia. Oldring singled to right and Murphy went to third. Oldring stole second, and Collins followed with a clean base hit to center, which scored both Murphy and Oldring.

New York scored a run in the fifth inning. Murray began with a base on balls and stole second. He went to third on Schang's wild throw and home on McLean's single.

In the seventh inning Murphy singled to right, but was forced at second base by Oldring. Collins batted a three-bagger to the extreme right field end of the ground, sending Oldring home. He scored himself on Baker's single. Tesreau was taken out of the box and Crandall finished the game for New York. In New York's half of the seventh Shafer hit to right field for two bases, and scored on Murray's single.

In the eighth inning, with two out, Schang batted the ball into the right field stand for a home run.

The fourth game resulted in a narrow escape for the Athletics, after it appeared as if they had the game won. Had the Giants

batted the ball with more effectiveness in the early part of the contest they would have won.

The ground was very heavy, but the weather was fairly warm, although the light was not always of the best. Demaree pitched for New York and Bender for Philadelphia. In this game, as much as in any which was played, the misfortune of the New York club in the matter of crippled players was most in evidence. Both Snodgrass and Merkle lost opportunities, through being lame, which unquestionably hurt the chances of the Giants.

In the first inning, with one out, Oldring hit to the right field wall for a triple, but was caught at the plate on Collins' hit to Merkle.

In the second inning McInnes hit to center field. The ball would easily have been caught by Snodgrass had he been in condition. He did his best to get up to it, but without avail. Strunk sacrificed, and Barry lifted a foul to Merkle. The latter, as lame as Snodgrass, limped for the ball, but was unable to get close enough to it to hold it, and Barry was given a life. He availed himself of the opportunity by hitting to left for two bases, scoring McInnes.

In the fourth inning, with one out, Strunk scratched a hit to center field. Shafer was playing center at the time, Snodgrass having been removed from the game after it was evident that he could not get around the bases with his injured leg. Barry singled to center, and Schang followed with a hit to the same place, which sent Strunk and Barry home. Schang went to third on a passed ball, and scored when Merkle fumbled Bender's grounder.

In the last half of this inning a catch by Oldring of McCormick's line drive undoubtedly saved the Athletics from defeat. Oldring deserved the greatest credit for his plucky attempt in going after the ball. The catch was made off his shoe tops, and had the ball gone beyond him New York would have tied the score and been as well off in the fight as their rivals.

Demaree had been taken out of the box to permit McCormick to bat for him and the next pitcher for the Giants was Marquard. Had he used good judgment he could possibly have prevented the Athletics from scoring and, as it afterward proved, that would have held the score to a tie and perhaps given the Giants a victory. With two out, he gave Strunk a base on balls. Barry hit for two bases, and Marquard put the ball squarely over the plate for Schang, who could not help but meet it. He rapped a hard single to center field and two runs scored. That ended the run making on the part of the Athletics.

In the seventh inning Burns began with a single against Bender. Murray hit to left for a single, after Shafer had flied out. With two strikes on Wilson, Burns and Murray made a double steal. Bender was bent upon striking out Wilson and evidently was tiring fast. He was doing his best, but the exertion to which he had been put in two games was telling upon him. Had Wilson met the ball for a base hit it would have been the end of Bender in the series. With two strikes on Merkle, Bender pitched for a strike out, but Merkle met the ball squarely and batted it almost to the center field bleachers. The ball was going with such force that when it struck the ground it bounded into the bleachers and was good for a home run, two men scoring in front of the batter.

In the eighth inning Herzog began with a single to center. Doyle and Fletcher followed with wicked drives, two as hard hits as had been made in the series, but the ball was hit with such force that it really did more damage than good, for both batters hit into a force out. Burns followed with a two-bagger. Bender showing by his nervousness that he was worried at the situation which was before him. Fletcher scored, and a minute later Shafer made a beautiful three-bagger to the right field wall, scoring Burns. It was one of the best hits of the series on the Philadelphia field. Had Murray been able to hit the ball the Giants would have tied the score, but

he drove with wicked forced to Collins, and the inning was over. The speed with which the ball was batted throughout the inning by the New York players showed conclusively that Bender was not careless in his work, but that he was being trimmed hard and trying to stave off the opposing batters by using the most of the strength which he had at his command. In the ninth inning the first two batters up for the Giants hit wickedly, but without result, the ball going straight to the fielders. Grant was the last batter and fouled out, the game ending, 6 to 5, in favor of Philadelphia, and undoubtedly saved by Oldring's line catch in left field.

The fifth and last game was decided on the Polo Grounds, and the New York club played as ineffectively as it had in the third game. While the players batted Plank with some strength, they were not successful in keeping the ball away from the fielders. In fact, they batted it squarely into the hands of the fielders most of the time. Mathewson pitched for New York and lost more because of the poor support behind him than for the reason that he pitched poorly. Indeed, as in the world's series of the previous year, he should have won the games in which he took part, had his own players given him support of the same standard as his pitching.

New York scored one run in the last game because of a mix-up on the Philadelphia infield, by which a pop fly fell between Baker and the pitcher.

Philadelphia scored three runs. In the first inning, after Oldring had bunted and forced Murphy out, the former went to third on Collins' single and scored on Baker's sacrifice. In the third inning Murphy singled, Oldring hit to right field, and Doyle had an easy double play, but missed both runners. That put two men on the bases. Collins sacrificed, advancing the runners. Baker hit the ball to Merkle. Trying to make a double play, Merkle ran up the base line toward home. He waited the fraction of a second too long for Baker to come to him, and in the meantime missed Murphy at home. Two feet further on the throw and the runner would have been out at the plate. Oldring, of course, went to third, and scored on McInnes's sacrifice fly.

In other words, the Giants lost the last game of the series and the championship with it because two opportunities were lost in one inning to make a double play. Had either of these been successful it does not necessarily follow that New York would have won the series, but there is a fair chance to believe that Mathewson would have had as good a chance to win that particular game as Plank, for the Athletics could do nothing with him during the remainder of the day.

Again, the Giants were in bad luck, so far as their long hits were concerned, as Murphy made a difficult catch of a hard line drive that perhaps would have been good if it had got away from him and hit the stone wall behind him. Doyle batted the ball. McLean sent a line ball toward left field that missed scaling the fence by a few inches, but one run would not have won for the Giants.

The scores of the games are as follows:

FIRST GAME.

ATHLETICS.	AB.	R.	H.	2B.	3B.	HR.	TB.	SO.	BB.	SH.	SB.	LB.	TC.	PO.	A.	E.
E. Murphy, rf.....	4	..	1	..	..	..	1	..	1	..	..	..	2	2	..	..
Oldring, lf.....	4	..	1	..	..	..	1	..	..	..	..	1	2	2	..	..
Collins, 2b.....	3	3	3	..	1	..	5	..	1	..	1	1	10	4	1	..
Baker, 3b.....	4	1	3	..	..	1	6	..	..	..	..	..	4	1	3	..
McInnes, 1b.....	3	..	1	1	..	..	2	..	..	1	..	1	10	10	..	..
Strunk, cf.....	4	1	..	..	..	..	..	2	..	..	..	..	3	3	..	..
Barry, ss.....	4	1	1	1	..	..	2	..	..	..	..	..	5	1	3	1
Schang, c.....	4	..	1	..	1	..	3	..	..	..	..	1	5	4	1	..
Bender, p.....	4	..	..	..	..	..	..	1	..	..	..	..	2	..	2	..
Totals .....	34	6	11	2	2	1	20	3	2	1	1	4	43	27	15	1

NEW YORK.	AB.	R.	H.	2B.	3B.	HR.	TB.	SO.	BB.	SH.	SB.	LB.	TC.	PO.	A.	E.
Shafer, cf.....	5	..	1	..	..	..	1	1	..	..	..	1	3	3	..	..
Doyle, 2b.....	4	1	2	..	..	..	2	..	..	..	..	1	4	2	2	..
Fletcher, ss.....	4	..	2	..	..	..	2	..	..	..	..	..	4	2	2	..
Burns, lf.....	4	..	1	1	..	..	2	1	..	..	..	1	3	3	..	..
Herzog, 3b.....	4	..	..	..	..	..	..	..	..	..	..	1	3	1	2	..
Murray, rf.....	4	..	2	..	..	..	2	1	..	..	..	2	1	1	..	..
Meyers, c.....	4	..	..	..	..	..	..	..	..	..	..	..	6	4	2	..
Merkle, 1b.....	4	2	2	..	..	..	2	1	..	..	..	..	11	11	..	..
Marquard, p.....	..	..	..	..	..	..	..	..	..	1	..	..	6	..	6	..
Crandall, p.....	1	..	..	..	..	..	..	..	..	..	..	..	..	..	..	..
Tesreau, p.....	..	..	..	..	..	..	..	..	..	..	..	..	1	..	1	..
*McCormick .....	1	1	1	..	..	..	1	..	..	..	..	..	..	..	..	..
†McLean .....	1	..	..	..	..	..	..	..	..	..	..	..	..	..	..	..
<b>Totals</b> .....	<b>36</b>	<b>4</b>	<b>11</b>	<b>1</b>	<b>..</b>	<b>..</b>	<b>12</b>	<b>4</b>	<b>..</b>	<b>1</b>	<b>..</b>	<b>6</b>	<b>42</b>	<b>27</b>	<b>15</b>	<b>..</b>

\* Batted for Marquard in fifth inning. † Batted for Tesreau in ninth inning.

Athletics .....	0	0	0	3	2	0	0	1	0-6
New York .....	0	0	1	0	3	0	0	0-4	

Pitching record—Off Marquard, 8 hits in 5 innings (at bat, 21); off Crandall, 3 hits in 2 innings, none out in eighth (at bat, 9); off Tesreau, 0 hits in 2 innings (at bat, 4). Double play—Barry, Collins and McInnes. First base on balls—Off Marquard 1; off Tesreau 1. Umpires—Klem, at plate; Egan, on bases; Rigler, at left field; Connolly, at right field. Scorers—Richter and Spink, National Commission, and Joseph Jackson, Base Ball Writers' Association. Time of game—2.06. Weather—Cloudy, with rain. Attendance—36,291.

SECOND GAME.

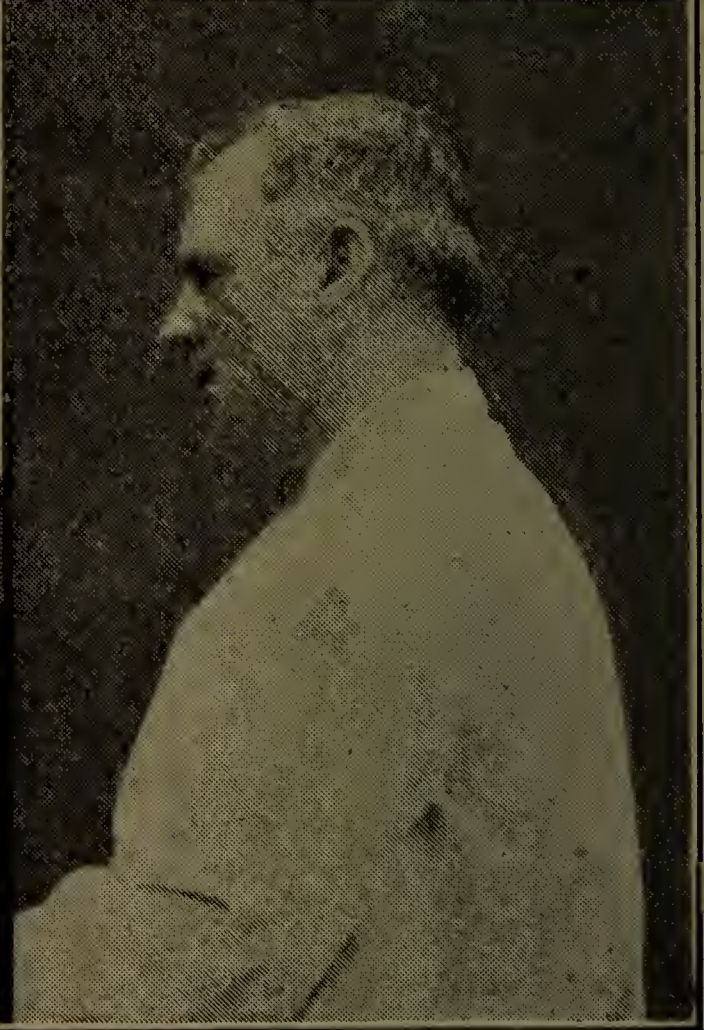
NEW YORK.	AB.	R.	H.	2B.	3B.	HR.	TB.	SO.	BB.	SH.	SB.	LB.	TC.	PO.	A.	E.
Herzog, 3b.....	5	1	..	..	..	..	..	..	..	..	..	1	5	1	4	..
Doyle, 2b.....	4	..	..	..	..	..	..	..	..	..	..	1	10	3	5	2
Fletcher, ss.....	5	..	2	..	..	..	2	1	..	..	..	2	4	1	3	..
Burns, lf.....	4	..	..	..	..	..	..	3	1	..	..	1	4	4	..	..
Shafer, cf.....	5	..	..	..	..	..	..	..	..	..	..	..	..	..	..	..
Murray, rf.....	4	..	..	..	..	..	..	1	..	..	..	..	..	..	..	..
McLean, c.....	4	..	2	..	..	..	2	..	..	..	..	1	6	5	1	..
Wilson, c.....	..	..	..	..	..	..	..	..	..	..	..	..	1	1	..	..
Snodgrass, 1b.....	1	..	1	..	..	..	1	..	..	..	..	..	2	1	1	..
Wiltse, 1b.....	2	..	..	..	..	..	..	1	..	1	..	..	16	13	3	..
Mathewson, p.....	3	1	2	..	..	..	2	..	1	..	..	2	4	1	3	..
*Grant .....	..	1	..	..	..	..	..	..	..	..	..	..	..	..	..	..
<b>Totals</b> .....	<b>37</b>	<b>3</b>	<b>7</b>	<b>..</b>	<b>..</b>	<b>..</b>	<b>7</b>	<b>6</b>	<b>2</b>	<b>1</b>	<b>..</b>	<b>8</b>	<b>52</b>	<b>30</b>	<b>20</b>	<b>2</b>

\* Ran for McLean in tenth inning.

ATHLETICS.	AB.	R.	H.	2B.	3B.	HR.	TB.	SO.	BB.	SH.	SB.	LB.	TC.	PO.	A.	E.
E. Murphy, rf.....	5	..	..	..	..	..	..	..	..	..	..	1	5	5	..	..
Oldring, lf.....	5	..	1	..	..	..	1	..	..	..	..	2	4	4	..	..
Collins, 2b.....	4	..	1	..	..	..	1	2	..	1	..	..	5	2	2	1
Baker, 3b.....	5	..	2	..	..	..	2	1	..	..	..	2	1	..	..	1
McInnes, 1b.....	4	..	..	..	..	..	..	1	..	..	..	1	5	5	..	..
Strunk, cf.....	3	..	1	..	..	..	1	..	1	..	..	..	4	4	..	..
Barry, ss.....	4	..	1	..	..	..	1	..	..	..	..	1	3	2	1	..
Lapp, c.....	4	..	1	..	..	..	1	1	..	..	..	2	8	7	1	..
Plank, p.....	4	..	1	..	..	..	1	..	..	..	..	1	3	1	2	..
<b>Totals</b> .....	<b>38</b>	<b>..</b>	<b>8</b>	<b>..</b>	<b>..</b>	<b>..</b>	<b>8</b>	<b>5</b>	<b>1</b>	<b>1</b>	<b>..</b>	<b>10</b>	<b>38</b>	<b>30</b>	<b>6</b>	<b>2</b>

New York .....	0	0	0	0	0	0	0	0	0	0	0	0	0	0	3-3
Athletics .....	0	0	0	0	0	0	0	0	0	0	0	0	0	0	0-0

Hit by pitched ball—By Plank 1 (Doyle). Umpires—Connolly, at plate; Rigler, on bases; Klem, at left field; Egan, at right field. Scorers—Richter



1, Benjamin Shibe, President of the Athletics; 2, Harry N. Hempstead, President of the Giants; 3, Connie Mack, Manager of the Athletics; 4, John J. McGraw, Manager of the Giants.



and Spink, National Commission, and Joseph Jackson, Base Ball Writers' Association. Time of game—2.22. Weather—Cloudy and threatening rain. Attendance—20,563.

THIRD GAME.

ATHLETICS.	AB.	R.	H.	2B.	3B.	HR.	TB.	SO.	BB.	SH.	SB.	LB.	TC.	PO.	A.	E.
E. Murphy, rf.....	5	1	2	..	..	..	2	..	..	..	..	..	2	2	..	..
Oldring, lf.....	5	3	2	..	..	..	2	..	..	..	1	..	..	..	..	..
Collins, 2b.....	5	2	3	..	1	..	5	..	..	..	1	..	9	5	4	..
Baker, 3b.....	4	1	2	..	..	..	2	..	..	..	1	1	4	3	1	..
McInnes, 1b.....	4	..	..	..	..	..	..	1	..	..	..	..	9	9	..	..
Strunk, cf.....	4	..	..	..	..	..	..	..	..	..	..	1	1	1	..	..
Barry, ss.....	4	..	1	..	..	..	1	..	..	..	..	1	5	2	3	..
Schang, c.....	4	1	1	..	..	1	4	2	..	..	..	..	8	5	2	1
Bush, p.....	4	..	1	..	..	..	1	1	..	..	..	1	1	..	1	..
Totals .....	39	8	12	..	1	1	17	4	..	..	3	4	39	27	11	1

NEW YORK.	AB.	R.	H.	2B.	3B.	HR.	TB.	SO.	BB.	SH.	SB.	LB.	TC.	PO.	A.	E.
Herzog, 3b.....	4	..	..	..	..	..	..	..	..	..	..	..	1	1	..	..
Doyle, 2b.....	4	..	1	..	..	..	1	..	..	..	..	..	6	5	1	..
Fletcher, ss.....	2	..	1	..	..	..	1	..	1	..	1	2	5	2	2	1
Burns, lf.....	4	..	..	..	..	..	..	1	..	..	..	..	3	3	..	..
Shafer, cf.....	3	1	1	1	..	..	2	..	1	..	..	..	2	2	..	..
Murray, rf.....	3	1	1	..	..	..	1	..	1	..	1	1	4	4	..	..
McLean, c.....	2	..	1	..	..	..	1	..	..	..	..	..	4	3	1	..
Wilson, c.....	2	..	..	..	..	..	..	1	..	..	..	..	2	2	..	..
Merkle, 1b.....	3	..	..	..	..	..	..	..	1	..	..	..	3	3	..	..
Wiltse, 1b.....	..	..	..	..	..	..	..	..	..	..	..	1	2	2	..	..
Tesreau, p.....	2	..	..	..	..	..	..	1	..	..	..	..	..	..	..	..
Crandall, p.....	1	..	..	..	..	..	..	..	..	..	..	..	2	..	2	..
*Cooper .....	..	..	..	..	..	..	..	..	..	..	1	1	..	..	..	..
Totals .....	29	2	5	1	..	..	6	3	4	..	3	5	34	27	6	1


\* Ran for McLean in fifth inning.

Athletics .....	3	2	0	0	0	0	2	1	0	0	0	2	1	0	8
New York .....	0	0	0	0	1	0	1	0	1	0	1	0	0	2	

Pitching record—Off Tesreau, 11 hits in 6 1-3 innings (at bat, 31); off Crandall, 1 hit in 2 2-3 innings (at bat, 8). Double plays—Collins and Barry; Bush, Barry and McInnes; Schang and Collins; Doyle (unassisted). Hit by pitched ball—By Bush 1 (Fletcher). Umpires—Rigler, at plate; Connolly, on bases; Klem, at left field; Egan, at right field. Scorers—Richter and Spink, National Commission, and Joseph Jackson, Base Ball Writers' Association. Time of game—2.11. Weather—Cloudy, grounds heavy. Attendance—36,888

FOURTH GAME.

ATHLETICS.	AB.	R.	H.	2B.	3B.	HR.	TB.	SO.	BB.	SH.	SB.	LB.	TC.	PO.	A.	E.
E. Murphy, rf.....	5	..	..	..	..	..	..	..	..	..	..	1	3	3	..	..
Oldring, lf.....	4	..	2	..	1	..	4	1	..	..	..	1	1	1	..	..
Collins, 2b.....	4	..	..	..	..	..	..	..	..	..	1	1	6	3	3	..
Baker, 3b.....	4	..	..	..	..	..	..	1	..	..	..	..	2	2	..	..
McInnes, 1b.....	4	1	1	..	..	..	1	..	..	..	..	..	7	7	..	..
Strunk, cf.....	2	2	1	..	..	..	1	..	1	1	..	..	3	3	..	..
Barry, ss.....	4	2	3	2	..	..	5	..	..	..	..	1	4	2	2	..
Schang, c.....	2	1	2	..	..	..	2	..	2	..	..	2	7	6	1	..
Bender, p.....	4	..	..	..	..	..	..	..	..	..	..	1	3	..	3	..
Totals .....	33	6	9	2	1	..	13	2	3	1	1	7	36	27	9	..



1, Schang; 2, Bush; 3. Collins; 4, Plank; 5, Bender.  
Conlon, Photos.

A GROUP OF WORLD'S CHAMPIONS

NEW YORK.	AB.	R.	H.	2B.	3B.	HR.	TB.	SO.	BB.	SH.	SB.	LB.	TC.	P.	O.	A.	E.
Snodgrass, cf.....	2	..	..	..	..	..	..	..	..	..	..	..	2	2	..	..	..
Herzog, 3b.....	2	..	1	..	..	..	1	..	..	..	..	..	2	2	..	..	..
Doyle, 2b.....	4	..	..	..	..	..	..	1	..	..	..	..	6	2	4	..	..
Fletcher, ss.....	4	1	..	..	..	..	..	..	..	..	..	..	1	1	..	..	..
Burns, lf.....	4	2	2	1	..	..	3	..	..	..	1	..	2	2	..	..	..
Shafer, cf-3b.....	4	..	1	..	1	..	3	2	..	..	..	1	1	1	..	..	..
Murray, rf.....	2	1	1	..	..	..	1	..	1	..	1	2	2	2	..	..	..
McLean, c.....	2	..	2	..	..	..	2	..	..	..	..	1	2	1	1	..	..
Wilson, c.....	1	..	..	..	..	..	..	1	..	..	..	..	2	1	1	..	..
Merkle, 1b.....	4	1	1	..	..	1	4	1	..	..	..	..	12	10	1	2	..
Demaree, p.....	1	..	..	..	..	..	..	..	..	..	..	..	2	..	2	..	..
Marquard, p.....	1	..	..	..	..	..	..	..	..	..	..	..	2	..	2	..	..
*Cooper .....	..	..	..	..	..	..	..	..	..	..	..	..	..	..	..	..	..
†McCormick .....	1	..	..	..	..	..	..	..	..	..	..	..	..	..	..	..	..
‡Crandall .....	1	..	..	..	..	..	..	..	..	..	..	..	..	..	..	..	..
§Grant .....	1	..	..	..	..	..	..	..	..	..	..	..	..	..	..	..	..
Totals .....	34	5	8	1	1	1	14	5	1	..	2	4	36	24	11	2	..

\* Ran for McLean in fifth inning. † Batted for Demaree in fifth inning.  
 ‡ Batted for Wilson in ninth inning. § Batted for Marquard in ninth inning.  
 Athletics ..... 0 1 0 3 2 0 0 0 x-6  
 New York ..... 0 0 0 0 0 0 3 2 0-5

Pitching record—Off Demaree, 7 hits in 4 innings (at bat, 19); off Marquard, 2 hits in 4 innings (at bat, 14). First base on balls—Off Demaree 1, off Marquard 2, off Bender 1. Hit by pitched ball—By Bender 1 (Murray). Passed ball—McLean. Umpires—Egan, at plate; Klem, on bases; Connolly, at left field; Rigler, at right field. Scorers—Richter and Spink, National Commission, and Joseph Jackson, Base Ball Writers' Association. Time of game—2.09. Weather—Variable. Attendance—20,568.


FIFTH GAME.

ATHLETICS.	AB.	R.	H.	2B.	3B.	HR.	TB.	SO.	BB.	SH.	SB.	LB.	TC.	P.	O.	A.	E.
E. Murphy, rf.....	3	1	2	..	..	..	2	..	1	..	..	1	3	3	..	..	..
Oldring, lf.....	4	2	..	..	..	..	..	..	..	..	..	..	3	3	..	..	..
Collins, 2b.....	3	..	1	..	..	..	1	..	..	1	..	..	5	2	3	..	..
Baker, 3b.....	3	..	2	..	..	..	2	..	..	1	..	2	2	..	2	..	..
McInnes, 1b.....	2	..	..	..	..	..	..	..	..	1	..	1	14	14	..	..	..
Strunk, cf.....	4	..	..	..	..	..	..	..	..	..	..	..	2	2	..	..	..
Barry, ss.....	4	..	..	..	..	..	..	..	..	..	..	..	9	2	7	..	..
Schang, c.....	4	..	1	..	..	..	1	2	..	..	..	1	1	1	..	..	..
Plank, p.....	3	..	..	..	..	..	..	..	..	..	..	..	2	..	1	1	..
Totals .....	30	3	6	..	..	..	6	2	1	3	..	5	41	27	13	1	..

NEW YORK.	AB.	R.	H.	2B.	3B.	HR.	TB.	SO.	BB.	SH.	SB.	LB.	TC.	P.	O.	A.	E.
Herzog, 3b.....	4	..	..	..	..	..	..	1	..	..	..	..	3	1	2	..	..
Doyle, 2b.....	4	..	..	..	..	..	..	..	..	..	..	..	9	1	7	1	..
Fletcher, ss.....	3	..	..	..	..	..	..	..	..	..	..	..	5	2	3	..	..
Burns, lf.....	3	..	..	..	..	..	..	..	..	..	..	..	3	2	..	1	..
Shafer, cf.....	2	1	..	..	..	..	..	..	1	..	..	..	2	2	..	..	..
Murray rf.....	3	..	..	..	..	..	..	..	..	..	..	1	2	2	..	..	..
McLean c.....	3	..	1	..	..	..	1	..	..	..	..	..	4	3	1	..	..
Merkle, 1b.....	3	..	..	..	..	..	..	..	..	..	..	..	14	14	..	..	..
Mathewson, p.....	2	..	1	..	..	..	1	..	..	..	..	..	2	..	2	..	..
*Crandall .....	1	..	..	..	..	..	..	..	..	..	..	..	..	..	..	..	..
Totals .....	28	1	2	..	..	..	2	1	1	..	..	1	44	27	15	2	..

\* Batted for Mathewson in ninth inning.  
 Athletics ..... 1 0 2 0 0 0 0 0 0-3  
 New York ..... 0 0 0 0 1 0 0 0 0-1

Double plays—Barry, Collins and McInnes; Collins, Barry and McInnes. Umpires—Klem, at plate; Egan, on bases; Rigler, at left field; Connolly, at right field. Scorers—Richter and Spink, National Commission, and Joseph Jackson, Base Ball Writers' Association. Time of game—1.39. Weather—Partly cloudy. Attendance—36,682.



John J. McGraw

Christy Mathewson


THE STRATEGISTS OF THE GIANTS

Conlon, Photo

Following is a composite score of the five games played, thus arranged to show at a glance the total work in every department:

ATHLETICS.																		
	G.	AB.	R.	H.	2B.	3B.	HR.	TB.	SH.	SB.	SO.	BB.	PC.	PO.	A.	E.	TC.	PC.
E. Murphy	5	22	2	5	..	..	..	5	..	..	..	2	.227	15	..	..	15	1000
Oldring	5	22	5	6	..	..	..	8	..	..	1	..	.261	10	..	..	10	1000
Collins	5	19	5	8	..	..	..	12	2	3	2	1	.421	16	18	1	35	.971
Baker	5	20	2	9	..	..	1	12	1	1	2	..	.450	6	6	1	13	.923
McInnes	5	17	1	2	1	..	..	3	3	..	2	..	.118	45	..	..	45	1000
Strunk	5	17	3	2	..	..	..	2	1	..	2	2	.118	13	..	..	13	1000
Barry	5	20	3	6	3	..	..	9	..	..	..	..	.300	9	16	1	26	.962
Schang	4	14	2	5	..	..	1	10	..	..	4	2	.357	16	4	1	21	.952
Lapp	1	4	..	1	..	..	..	1	..	..	1	..	.250	7	1	..	8	1000
Bender	2	8	..	..	..	..	..	..	..	..	1	..	.000	..	5	..	5	1000
Plank	2	7	..	1	..	..	..	1	..	..	1	..	.143	1	3	1	5	.800
Bush	1	4	..	1	..	..	..	1	..	..	1	..	.250	..	1	..	1	1000
Totals		174	23	46	4	4	2	64	7	5	16	7	.264	138	54	5	197	.975
NEW YORK.																		
	G.	AB.	R.	H.	2B.	3B.	HR.	TB.	SH.	SB.	SO.	BB.	PC.	PO.	A.	E.	TC.	PC.
Herzog	5	19	1	1	..	..	..	1	..	..	1	..	.053	6	8	..	14	1000
Doyle	5	20	1	3	..	..	..	3	..	..	1	..	.150	13	19	3	35	.914
Fletcher	5	18	1	5	..	..	..	5	..	1	1	1	.278	8	10	1	19	.947
Burns	5	19	2	3	2	..	..	5	..	1	5	1	.158	14	..	1	15	.933
Shafer	5	19	3	3	1	1	..	6	..	..	3	2	.158	8	..	..	8	1000
Murray	5	16	2	4	..	..	..	4	..	2	2	2	.250	9	..	..	9	1000
*McLean	5	12	..	6	..	..	..	6	..	..	..	..	.500	12	4	..	16	1000
Merkle	4	13	3	3	..	..	1	6	..	..	2	1	.231	38	1	2	41	.951
Mathewson	2	5	1	3	..	..	..	3	..	..	..	1	.600	1	5	..	6	1000
**Crandall	4	4	..	..	..	..	..	..	..	..	..	..	.000	..	2	..	2	1000
Meyers	1	4	..	..	..	..	..	..	..	..	..	..	.000	4	2	..	6	1000
Wilson	3	3	..	..	..	..	..	..	..	..	..	..	.000	4	2	..	6	1000
Snodgrass	2	3	..	..	..	..	..	..	..	..	2	..	.000	4	1	..	5	1000
**Wiltse	2	3	..	1	..	..	..	1	..	..	..	..	.333	3	1	..	4	1000
Marquard	2	2	..	..	..	..	..	..	1	..	1	..	.000	15	3	..	18	1000
Tesreau	2	1	..	..	..	..	..	..	1	..	..	..	.000	..	8	..	8	1000
†McCormick	2	2	..	..	..	..	..	..	..	..	1	..	.000	..	1	..	1	1000
‡Grant	2	1	1	1	..	..	..	1	..	..	..	..	.500	..	..	..	..	.000
§Cooper	2	..	..	..	..	..	..	..	..	1	..	..	.000	..	..	..	..	.000
Demaree	1	1	..	..	..	..	..	..	..	..	..	..	.000	..	2	..	2	1000
Totals		164	15	33	3	1	1	41	2	5	19	8	.201	135	67	7	209	.967

\* McLean batted for Tesreau in ninth inning of first game. \*\* Crandall batted for Wilson in ninth inning of fourth game and for Mathewson in ninth inning of fifth game. \*\*\* Wiltse ran for Merkle in seventh inning of third game. † McCormick batted for Marquard in fifth inning of first game and for Demaree in fifth inning of fourth game. ‡ Grant ran for McLean in tenth inning of second game and batted for Marquard in ninth inning of fourth game. § Cooper ran for McLean in sixth inning of third game and for McLean in fifth inning of fourth game.



1, Strunk; 2, Oldring; 3, E. Murphy; 4, McInnes; 5, D. Murphy; 6, Baker; 7, Barry.  
Conlon, Photos.

A GROUP OF WORLD'S CHAMPIONS

Athletics .....	4	3	2	6	4	0	2	2	0	0-23
New York .....	0	0	1	0	5	0	4	2	0	3-15

Left on bases—Athletics 30, New York 24.

Double plays—Athletics: Barry, Collins and McInnes 2; Collins, Barry and McInnes; Bush, Barry and McInnes; Schang and Collins; Collins and Barry; total 6. New York: Doyle, unassisted.

Struck out by Athletic pitchers—By Bender: Shafer 3, Merkle 2, Burns Murray, Doyle, Wilson; total 9. By Plank: Burns 3, Fletcher, Murray, Wiltse, Herzog; total 7. By Bush: Burns, Tesreau, Wilson; total 3. Grand total 19. By New York pitchers—By Mathewson: Collins 2, Schang 2, Lapp, Baker, McInnes; total 7. By Marquard: Strunk, Baker, Oldring; total 3. By Crandall: Bender, Bush; total 2. By Tesreau: Strunk, McInnes, Schang 2; total 4. Grand total 16.

Bases on balls off Athletic pitchers—Off Bender: Murray. Off Plank: Mathewson, Burns, Shafer; total 3. Off Bush: Fletcher, Shafer, Murray, Merkle; total 4. Grand total 8. Off New York pitchers—Off Marquard: Collins, Strunk, Schang; total 3. Off Tesreau: Murphy. Off Mathewson: Strunk, Murphy; total 2. Off Demaree: Schang. Grand total 7.

Relief pitchers' records—Off Marquard, 8 hits, 5 runs, in 21 times at bat in 5 innings; off Crandall, 3 hits, 1 run, in 9 times at bat in 2 innings, and none out in next inning; off Tesreau, no hits, no runs, in 7 times at bat in 2 innings of first game; off Tesreau, 11 hits, 7 runs, in 3 times at bat in 6 1-3 innings; off Crandall, 1 hit, 1 run, in 8 times at bat in 2 2-3 innings of third game; off Demaree, 7 hits, 4 runs, in 19 times at bat in 4 innings; off Marquard, 2 hits, 2 runs, in 14 times at bat in 4 innings of fourth game.

Muffed fly ball—Plank.

Muffed foul fly—Merkle.

Wild throws—Barry, Doyle, Collins, Baker, Schang, Fletcher, Burns; total 7.

Fumbles—Doyle 2, Merkle; total 3.

First base on errors—Athletics 4, New York 3.

Sacrifice flies—Baker, McInnes; total 2.

Hit by pitched ball—By Plank, Doyle; by Bush, Fletcher; by Bender, Murray.

Umpires—Egan and Connolly of the American League, and Klem and Rigler of the National League.

Official scorers—Francis C. Richter of Philadelphia and J. G. Taylor Spink of St. Louis, representing the National Commission, and Joseph Jackson, representing the Base Ball Writers' Association.

Average time of game—2.05 2-5.

Average attendance—50,200.


Weather—Warm and cloudy.

### INDIVIDUAL BATTING AVERAGES.

The official averages of all players participating in the World's Championship Series of 1913 show that the Athletics, as a team, clearly demonstrated their superiority as batsmen over the New Yorks. The winner's average was .264 as against the New Yorks' .201. Each team had four players in the .300 class. Of the men who appeared in all of the five games, McLean of the New Yorks led with .500, with Baker of the Athletics second with .450. The figures are:

#### INDIVIDUAL ATHLETICS BATTING.

	G.	AB.	R.	H.	SB.	SH.	PC.
Baker .....	5	20	2	9	1	1	.450
Collins .....	5	19	5	8	3	2	.421
Schang .....	4	14	2	5	..	..	.357
Barry .....	5	20	3	6	..	..	.300
Oldring .....	5	22	5	6	1	..	.273
Bush .....	1	4	..	1	..	..	.250
Lapp .....	1	4	..	1	..	..	.250
E. Murphy .....	5	22	2	5	..	..	.227
Plank .....	2	7	..	1	..	..	.143
McInnes .....	5	17	1	2	..	3	.118
Strunk .....	5	17	3	2	..	1	.118
Bender .....	2	8	..	..	..	..	.000



1, Strunk scores in fifth inning of fourth game; 2, Oldring safe at home in fifth game; 3, Merkle makes a home run in the seventh inning of fourth game; Burns and Murray also scored on this hit; 4, Oldring out at home in the first inning of fourth game; 5, McInnes scoring first run for Athletics in fourth game.

Copyright, 1913, by International News Service, N. Y.

SCENES IN THE WORLD'S SERIES, 1913



INDIVIDUAL NEW YORK BATTING.

	G.	AB.	R.	H.	SB.	SH.	PC.
Mathewson	2	5	1	3	..	..	.600
McLean	5	12	..	6	..	..	.500
McCormick	2	2	1	1	..	..	.500
Snodgrass	2	3	..	1	..	..	.333
Fletcher	5	18	1	5	1	..	.278
Murray	5	16	2	4	2	..	.250
Merkle	4	13	3	3	..	..	.231
Shafer	5	19	2	3	..	..	.158
Burns	5	19	2	3	1	..	.158
Doyle	5	20	1	3	..	..	.150
Herzog	5	19	1	1	..	..	.053
Meyers	1	4	..	..	..	..	.000
Wilson	3	3	..	..	..	..	.000
Wiltse	2	2	..	..	..	1	.000
Marquard	2	1	..	..	..	1	.000
Tesreau	2	2	..	..	..	..	.000
Crandall	4	4	..	..	..	..	.000
Demaree	1	1	..	..	..	..	.000
Cooper	2	..	..	..	1	..	.000
Grant	2	1	1	..	..	..	.000

Team batting average: Athletics, .264; New York, .201.

INDIVIDUAL FIELDING AVERAGES.

The New Yorks also finished second in fielding, but the Athletics had an advantage of only 8 points. The figures follow:

CATCHERS.

	G.	PO.	A.	E.	PB.	PC.		G.	PO.	A.	E.	PB.	PC.
Lapp	1	7	1	..	..	1000	Wilson	4	4	1	..	..	1000
Meyers	1	4	2	..	..	1000	Schang	4	16	4	1	..	.952
McLean	4	12	4	..	1	1000							

PITCHERS.

	G.	PO.	A.	E.	PC.		G.	PO.	A.	E.	PC.
Bender	2	..	5	..	1000	Tesreau	2	..	1	..	1000
Bush	1	..	1	..	1000	Demaree	1	..	2	..	1000
Mathewson	2	1	5	..	1000	Crandall	2	..	2	..	1000
Marquard	2	..	8	..	1000	Plank	2	1	3	1	.800

FIRST BASEMEN.

McInnes	5	45	..	..	1000	Snodgrass	1	1	1	..	1000
Wiltse	2	15	3	..	1000	Merkle	4	38	1	2	.951

SECOND BASEMEN.

Collins	5	16	18	1	.971	Doyle	5	13	19	3	.914
---------	---	----	----	---	------	-------	---	----	----	---	------

THIRD BASEMEN.

Herzog	5	6	8	..	1000	Baker	5	6	6	1	.923
Shafer	1	1	..	..	1000						

SHORTSTOPS.

Barry	5	9	16	1	.962	Fletcher	5	8	10	1	.947
-------	---	---	----	---	------	----------	---	---	----	---	------

OUTFIELDERS.

Murphy	5	15	..	..	1000	Snodgrass	1	2	..	..	1000
Oldring	5	10	..	..	1000	Murray	5	9	..	..	1000
Strunk	5	13	..	..	1000	Burns	5	14	..	1	.933
Shafer	5	7	..	..	1000						

Team fielding average: Athletics, .975; New York, .967.

THE PITCHERS' RECORDS.

Bender and Bush of the Athletics were the only pitchers who came out of the series with clean records. Bender won two games and Bush one, while Plank won one and lost one. Mathewson had the same record. The figures follow:

	G.	W.	L.	PC.	IP.	Opp.		BB.	HB.	SO.	TO.	PC.
						AB.	H.					
Bender .....	2	2	..	1000	18	70	19	1	1	9	..	.271
Bush .....	1	1	..	1000	9	29	5	4	1	3	..	.173
Plank .....	2	1	1	.500	19	65	9	3	1	7	..	.138
Mathewson .....	2	1	1	.500	19	68	14	2	..	7	..	.206
Marquard .....	2	..	1	.000	9	35	10	3	..	3	1	.286
Tesreau .....	2	..	1	.000	8 1-3	35	11	1	..	4	1	.311
Demaree .....	1	..	1	.000	4	19	7	1	..	..	1	.368
Crandall .....	2	..	..	.000	4 2-3	17	4	..	..	2	1	.235

Crandall did not pitch a full game, though he took part in two contests, and is charged neither with a defeat nor a victory. Marquard pitched in five innings of the first game and is charged with the defeat. Crandall followed for two innings and Tesreau for the last two, neither being charged with defeat or victory. Tesreau pitched 6 1-3 innings in the third game and is charged with defeat. Crandall pitched the last 2 2-3 innings. Demaree pitched four innings of the fourth game and is charged with defeat. Marquard pitched the last four innings.

FINANCIAL RESULT.

The attendance and receipts of the 1913 World's Championship Series fell far below those of 1912, which was a record-breaking year in the history of the event; but in 1912 there were eight games played, one being a tie, between New York and Boston, before the latter was declared champion, while in 1913 only five games were played. In the 1912 series the total attendance was 251,901 paid; the receipts, \$490,449; each club's share, \$147,571.70; National Commission's share, \$49,044.90; the players' share for four games, \$146,915.91. Each Boston player received \$4,022, and each New York player \$2,566. In 1913 the total attendance was 151,000 paid; the receipts, \$325,980; each club's share, \$79,109.15; National Commission's share, \$32,497.51; the players' share for four games, 60 per cent. to winners and 40 per cent. to losers, \$135,264.19. Each Athletic player (25) received \$3,246.36, and each New York player (25) received \$2,162.22. For purposes of comparison the following is an official statement of the series of 1912 and 1913:

	1912		1913		
	Attend.	Rec'pts.	Attend.	Rec'pts.	
First game—New York....	35,722	\$75,127	New York....	36,291	\$75,255.00
Second game—Boston.....	30,148	58,369	Philadelphia.	20,563	49,640.00
Third game—Boston.....	34,624	63,142	New York....	36,896	75,763.50
Fourth game—New York..	36,502	76,644	Philadelphia.	20,568	49,645.00
Fifth game—Boston.....	34,683	63,201	New York....	36,682	75,676.50
Sixth game—New York...	30,622	66,654			
Seventh game—Boston.....	32,630	57,004			
Eighth game—Boston.....	16,970	30,308			
Totals .....	251,901	\$490,449	Totals.....	151,000	\$325,980.00

DIVISION OF RECEIPTS.

1912.		1913.	
Each club.....	\$146,915.91	Each club.....	\$79,109.15
National Commission.....	49,044.90	National Commission.....	32,497.51
Players, four games.....	147,572.28	Players, four games.....	135,264.19
Each player, winner.....	4,022.00	Each player, winner.....	3,264.36
Each player, loser.....	2,566.00	Each player, loser.....	2,164.22



1, Nusbaum, Sec'y; 2, Schacht; 3, Bell; 4, Swacina; 5, Hall; 6, McCarty; 7, Getz; 8, Tooley; 9, Barger; 10, Collins; 11, W. Zimmerman; 12, Dalton; 13, G. L. Solomon, Pres.; 14, H. Smith, Mgr.; 15, Aitchison; 16, Lee; 17, Holmes; 18, Enzmann; 19, Higgins; 20, Gagnier; 21, Myers; 22, E. Zimmerman; 23, Davis, Mascot.

NEWARK TEAM—CHAMPIONS INTERNATIONAL LEAGUE.



1, Braun; 2, Felch; 3, Marshall; 4, Cutting; 5, Jones; 6, Powell; 7, Hovlick; 8, Hughes; 9, Blackburne; 10, Lewis; 11, Beall; 12, Gilbert; 13, Young; 14, Dougherty; 15, Clark, Mgr.; 16, Berg; 17, Slapnicka; 18, Randall. Baker, Photo.

MILWAUKEE TEAM—CHAMPIONS AMERICAN ASSOCIATION.

## Drafted Players

The following is a list of players drafted by major league clubs in 1913:

### NATIONAL LEAGUE.

By Cincinnati—From Louisville, Niehoff; from Savannah, Adams; from Victoria, Barham; from Seattle, Brown (subject to investigation); from Spokane, Douglass; from Rome, East (subject to investigation); from Morristown, Holmes; from Vancouver, Kippert; from Victoria, Narveson.

By Boston—From St. Joseph, Crutcher; from Milwaukee, Gilbert; from Providence, Deal; from Rochester, Martin; from Mobile, Stock (subject to investigation); from Binghamton, Hirsche; from Seattle, Meikle.

By Brooklyn—From Newark, Gagnier; from St. Paul, Riggert; from New Orleans, Kraft; from Fort Wayne, O'Mara; from Toronto, Herbert.

By Chicago—From San Francisco, Johnston; from Toledo, Bronkie; from Winnipeg, Zabel; from Syracuse, Johnson; from Green Bay, Mollwitz; from Columbus, Ga., Keating.

By New York—From Omaha, Johnson; from Pittsfield, Duchenile; from Decatur, Dyer; from Newburgh, Harrison; from Knoxville, Merritt; from Wilmington, Ritter.

By St. Louis—From Denver, Hagerman; from Evansville, Miller; from Calgary, Roche; from Waterbury, Nash.

By Philadelphia—From Nashville, Beck; from Keokuk, Hilly; from New London, Ireland; from Thomasville, Murphy; from Burlington, Jacobs.

By Pittsburgh—From Huntington, Daley; from Great Falls, Kelly; from Butte, Kafferis; from Norfolk, Shem; from Petersburg, Va., Brennigan.

### AMERICAN LEAGUE.

By New York—From Columbus, Cole; from Houston, Rose and Criss.

By Chicago—From Baltimore, Roth; from Lincoln, Barbour; from Lowell, Holstein; from Worcester, Shorten; from Duluth, Schreiber.

By Detroit—From Buffalo, Mains; from Jersey City, Purtell; from Montreal, Demmitt; from Sacramento, Williams; from Spokane, Fitzsimmons; from Portland (N. W.), Heilman; from York, Kavanaugh.

By St. Louis—From Portland, James; from Atlanta, Bisland; from Birmingham, Messenger; from Montgomery, Snedecor; from Ludington, Ashley; from Lansing, Hemingray; from Keokuk, Jenkins; from Lowell, Miller; from Los Angeles, Howard; from Burlington, Runler; from Lansing, Stimson; from Danville, Wilte.

By Philadelphia—From Albany, Ga., Baker; from Waterbury, Boardman; from Raleigh, Crothers; from Savannah, Geibel; from Beaumont, Wiley; from Wilkes-Barre, Pfeffer; from Durham, Thompson; from Berlin, McAvoy.

By Washington—From Minneapolis, Owens.

By Cleveland—From Chattanooga, Giddo; from Bloomington, Hartford; from Sioux City, Wod.

By Boston—From Utica, Coombs; from Syracuse, Johnson; from Roanoke, Folson; from Lynn, Wilson; from Lowell, Zeiser.

The St. Louis American League club having canceled its draft on the Venice (Cal.) club, the following clubs have the right of selection from that club in this order: Brooklyn, St. Louis and Chicago clubs of the National League.

The St. Louis American League club having canceled its draft on the Kansas City club, the following clubs have the right of selection from that club in this order: Philadelphia of American League, Cincinnati and St. Louis of National League.

### OPTIONS EXERCISED.

The following options were exercised by major league clubs and checks in payment for the release of the players involved were forwarded to Secretary Farrell of the National Association for transmission to the minor league clubs entitled to them.



1, Fisher; 2, Krapp; 3, Higginbotham; 4, McCredie, Mgr.; 5, Kores; 6, Doane; 7, Hagermann; 8, Derrick; 9, Lindsay; 10, Speas; 11, Krause; 12, Berry; 13, Chadbourne; 14, Davis; 15, Stanley; 16, West; 17, James; 18, Rodgers, Capt.; 19, Lober.

PORTLAND TEAM—CHAMPIONS PACIFIC COAST LEAGUE.

## NATIONAL LEAGUE.

By Cincinnati—From Montreal, McGraynor.  
 By Pittsburgh—From Atlanta, Conzelman.  
 By St. Louis—From Indianapolis, Willis; from Indianapolis, Burk (agreement to follow); from Springfield, Snyder.  
 By Boston—From Toronto, Schultz; from Long Branch, Gonzales; from San Antonio, Schwind; from Jersey City, Calhoun; from Buffalo, Gowdy.  
 By Brooklyn—From Toronto, Northen.  
 By New York—From Mobile, Robertson; from Wilkes-Barre, Goulait; from Scranton, F. C. Smith; from Roanoke, Perryman.  
 By Philadelphia—From Lowell, Finneran; from Montreal, Taylor.

## AMERICAN LEAGUE.

By Chicago—From Birmingham, Prough and Mayer; from Denver, Wolfgang; from Racine, E. W. Johnson.  
 By St. Louis—From Montgomery, C. R. Brown and Sloan; from Birmingham, Crossin; from Chattanooga, Graff and D. Walsh.  
 By Cleveland—From New Orleans, Walker; from Waterbury, Gregg.  
 By Detroit—From St. Joseph, Boehler; from Nashville, Gibson; from Scranton, Pipp.  
 By New York—From Birmingham, Thompson.  
 By Boston—From Indianapolis, Krug; from St. Paul, Brant and Scott.  
 By Washington—From Hartford, Morley; from Montreal, Allen; from Newport News, Barton; from Richmond, Ayres; from York, Shaw; from Montreal, George Clarke.


## TRANSFERRED PLAYERS.

The following is a complete list of players whose releases have been purchased by major league clubs from minor league clubs since August 20, 1912, under agreements filed with and approved by the National Commission. This list, however, does not include players recalled by major league clubs on August 15, 1913, under optional agreements, which list was promulgated on August 16, 1913.

## NATIONAL LEAGUE.

By Cincinnati—From Louisville, Brown; from New York Nationals, Becker; from Chicago Nationals, Tinker, Chapman and Loudermilk; from St. Joseph, Johnson; from Lynn, Harrington and Porter; from Savannah, Robertson; from Portsmouth, Va., Herbert; from Vancouver, Ingersoll; from Morristown, Markle; from Hamilton, Hobbs and Meister; from Dayton, Wickland and Rowan; from Lynn, Porter; from Kansas City, Morgan; from San Antonio, Davenport; from Norfolk, Stewart; from Philadelphia Nationals, Nelson; from Victoria, Rawlings.  
 By Pittsburgh—From Great Falls, Duffy and Delhi; from St. Joseph, Watson and Kelly; from Huntington, Mamaux; from Springfield, Kommers and Baird; from Columbus, Rañey; from Des Moines, Leonard; from Hopkinsville, McArthur; from Spokane, Pappa; from Victoria, Kantlehner; from Albany, Ga., Luhrsen; from Houston, Britton.  
 By Philadelphia—From Portland, Howley; from Sherman, Tincup; from Dennison, Haislip; from Montreal, \*Burns.  
 By St. Louis—From Danville, Hildebrand; from Indianapolis, Cabrera and O'Leary; from Altoona, Lewellyn; from Missoula, Trekell and Roberta; from Nashville, Glenn; from Battle Creek, Callahan and Niehaus; from Akron, Doak; from Great Falls, Williams; from Salt Lake City, Dressan; from Waco, Beck; from Scranton, Quinlan.  
 By Boston—From Anderson, Hogue; from Vernon, Brown; from Buffalo, Mitchell, \*Collins and Mann; from Baltimore, Lord; from Toronto, Rudolph; from Topeka, Cocrehan; from Zanesville, Tragesser; from Washington, Connelly; from Long Branch, Luque and Villazon; from Waco, Dugey; from Dallas, \*Duncan and \*Wilson; from Albany, McCleskey; from St. Joseph, Zwilling; from New Bedford, Griffith; from Jersey City, \*Calhoun; from Rochester, Zinn, Schmidt, \*Davis and \*Quinn.

\* Agreements not received and therefore subject to approval.



1, Voss; 2, Conzleman; 3, Dent; 4, Love; 5, P. Smith; 6, Dunn; 7, Welchonce; 8, Dr. Mitchell; 9, Agler; 10, Long; 11, W. Smith, Mgr.; 12, Chapman; 13, Price; 14, Nixon; 15, Holland; 16, Bisland; 17, Thompson; 18, Manush.

ATLANTA TEAM—CHAMPIONS SOUTHERN ASSOCIATION.



By Chicago—From Cincinnati, Corridon, Mitchell, Knisely, Humphries and Phelon; from Indianapolis, Stewart; from Kansas City, Vaughn; from Fond du Lac, Watson; from Cadillac, Allison; from Terre Haute, Hardgrove.

By New York—From Richmond, Piez; from Superior, Schauer; from Mobile, Stock and Jacobson.

By Brooklyn—From Indianapolis, Schardt; from Toronto, Dalton; from Oshkosh, Taylor; from Grand Rapids, Pfeffer; from Vancouver, Schmutz; from Montgomery, Brown; from Fond du Lac, \*Felch; from Troy, Mowe; from Newark, \*Aitchison and \*McCarthy.

#### AMERICAN LEAGUE.

By Chicago—From St. Joseph, Gossett; from Boise City, Smith; from Evansville, Rousch; from Green Bay, Kavanaugh; from Dubuque, Jasper; from Milwaukee, Chappelle; from Pendleton, Rader; from Lowell, Daly; from Kewanee, House; from Winona, Myers; from Des Moines, Slight and Rogge; from Hugo, Okla., Scroggins; from Milwaukee, Blackburn.

By St. Louis—From Louisville, Snyder; from San Diego, Flannigan; from Saginaw, Schwenk; from Denison, Covington; from Montgomery, Manning; from Asheville, \*Betzell; from Binghamton, \*Hoch; from Superior, Meintert; from Montgomery, Wares and Walker; from Austin, Taylor and Roach.

By Cleveland—From Toledo, Land, Cullop, Falkenberg, Gregg, Krueger and \*Brady; from Ironton, pick of players; from Washington, Drohan; from New Orleans, Swindell and Brenton; from Charleston, Young and Hovlik; from Maysville, Dashner; from Portsmouth, Southworth; from Waterbury, Edmonson; from London, Dunlap; from Grand Rapids, Bowman; from Omaha, Billings.

By Detroit—From St. Paul, Dauss; from Saginaw, one player; from Kalamazoo, Pipp; from Sioux City, Burns; from Chattanooga, Groves; from Providence, Bauman; from Vancouver, Schultz; from Winston-Salem, Harding; from Topeka, Reynolds; from Mobile, Cavitt; from Jackson, North; from Ottawa, Lorenzen; from Fort Wayne, Tutweiler; from Chattanooga, Coveleskie; from Nashville, Williams; from Lincoln, Delmar and Baker; from Portland, Me., Burns; from Ottawa, Renfer; from Minneapolis, Comstock.


By New York—From Dallas, Boone; from Houston, Reynolds and Whiteman; from Richmond, Rogers; from Lawrence, Martin; from Galveston, Williams; from Helena, Cooney; from Brockton, Shears; from Youngstown, O., Schulz; from Dayton, Pieh; from Austin, Cook; from Savannah, Schultz; from Petersburg, Cooper; from New London, Holden; from Montreal, Gilhooley.

By Boston—From Youngstown, Mosely; from Kalamazoo, Malloy; from Manistee, Radloff; from Lawrence, Carlstrom; from Worcester, Walsh and Cooney; from Brockton, Anderson; from Portsmouth, Va., Mundy; from St. Paul, Reh; from Seattle, \*Kelly; from Utica, McNally.

By Philadelphia—From Harrisburg, Bressler; from Missoula, Bohan.

By Washington—From Helena, Lussi and Keenan; from Norfolk, Milan; from Detroit, Mullin; from Petersburg, Spencer and Hedgepeth; from Atlanta, Smith and Love; from Holland, Musser; from Helena, Williams.

\* Agreements not received and therefore subject to approval.



1, Hendricks, Mgr.; 2, Harris; 3, Channell; 4, Holmberg; 5, Schreiber; 6, Fisher; 7, Quillin; 8, Gilmore; 9, Butcher; 10, French; 11, J. C. McGill, Pres.; 12, Hagerman; 13, Coffey; 14, Cassidy; 15, Spahr; 16, King; 17, Block; 18, J. Hendricks, Mascot; 19, Wolfgang.

DENVER TEAM—CHAMPIONS WESTERN LEAGUE.

# The Chicago City Series

	Played.	Won.	Lost.	PC.
White Sox .....	6	4	2	.667
Cubs .....	6	2	4	.333

For the third consecutive time in the seven competitions for the championship of Chicago between the White Sox of the American League and the Cubs of the National League, the White Sox won the autumn series of 1913 by taking four games out of six played.

There were 153,920 persons present at the six games, and the total receipts were \$105,815. Of this amount the players received \$36,325 for the first four games, each club received \$29,453, and the National Commission's share was \$10,500. Each member of the White Sox got \$871.80 and each member of the Cubs \$581.20.

The White Sox led off with a victory for the city championship. Hard hitting was the rule, both Russell and Cheney being pounded unmercifully. Russell was taken out of the box in the eighth inning, when the Cubs had a runner on second and third and one out. Scott saved the game for the White Sox, who won, 6—4.

The Cubs evened up the series in the second game, winning a thirteen-inning battle, 6—5. The victory was due mainly to Vaughn, who refused to leave the box while he was being vigorously attacked by the South Siders. The winning run in the thirteen inning was made when Zimmerman singled and Saier got to first on called balls. Goode was out on a fly and Bridwell was passed. With the bases full, Archer drove a ball into left field, scoring Zimmerman, but Saier was thrown out at the plate, putting out the side.

The Cubs also annexed the third game, taking the lead in the series, but this was their last victory. Humphries' effective pitching and the terrific onslaught on Scott's offerings were responsible for the defeat of the White Sox.

Pitcher Cicotte did more than any other White Sox player to defeat the Cubs in the fourth game. He kept the few hits well scattered, while at the bat he got a pair of doubles and a single and scored two of the five runs credited to his team.

Benz's invincible pitching gave the White Sox the fifth game, which went eleven innings, the score being 2—0. The Cubs made but three hits during the game.

The sixth game proved the final contest, and again the White Sox won, 5—2, making three victories in a row. Humphries was pitted against Scott, but this time the White Sox twirler turned the tables on his rival. It was Fournier, former Montreal player, who had the honor of driving in the runs for the victors. His double in the fourth inning sent the winning run across the plate.

## FIRST GAME.

### WHITE SOX.

AB.R.H.P.A.E.

Weaver, ss.....	5	0	2	0	3	1
Lord, 3b.....	4	1	1	0	0	0
Chase, 1b.....	3	1	0	10	0	1
Bodie, cf.....	3	1	1	2	0	0
Collins, rf.....	4	1	2	1	0	0
Chappelle, lf.....	3	0	1	3	0	0
Schalk, c.....	4	2	2	9	0	0
Berger, 2b.....	3	0	1	1	3	0
Russell, p.....	4	0	1	1	2	0
Scott, p.....	0	0	0	0	1	0

### CUBS.

AB.R.H.P.A.E.

Leach, cf.....	5	0	3	0	1	0
Evers, 2b.....	5	0	1	5	3	0
Schulte, lf.....	4	0	0	0	0	0
Zimmerman, 3b.....	5	0	1	2	2	0
Saier, 1b.....	5	2	2	13	2	0
Good, rf.....	4	2	2	1	0	0
Bridwell, ss.....	3	0	1	1	5	3
Archer, c.....	3	0	2	5	4	0
Cheney, p.....	3	0	0	0	2	0
Lavender, p.....	0	0	0	0	0	0
*Williams .....	1	0	0	0	0	0

Totals .....33 6 11 27 9 2


Totals .....38 4 12 27 19 3

\* Batted for Cheney in the eighth inning.



1, Rapp; 2, Raftis; 3, Johnson; 4, McCabe; 5, Crossin; 6, Herche; 7, Calhoun, Mgr.; 8, McGinley; 9, Upham; 10, McMurray; 11, McChesney; 12, Barberich; 13, Curtis; 14, Cunningham.

BINGHAMTON TEAM—CHAMPIONS NEW YORK STATE LEAGUE.



1, Lejeune; 2, Bowman; 3, Pfeffer; 4, Clemons; 5, Schmick; 6, Core; 7, Koehler; 8, E. Smith, Mgr.; 9, W. E. Essick, Pres.; 10, Mee; 11, McGraw; 12, Lake; 13, Tydeman; 14, Steil. Royal, Photo.

GRAND RAPIDS TEAM—CHAMPIONS CENTRAL LEAGUE.

White Sox .....	2	0	0	1	0	2	1	0	0-6
Cubs .....	0	0	0	1	0	2	0	1	0-4

Two-base hits—Weaver, Chappelle, Schalk, Bridwell, Collins, Lord, Leach, Archer. Three-base hit—Collins. Home runs—Good, Saier. Hits—Off Russell 11 in 7 1-3 innings, off Scott 1 in 1 2-3 innings, off Cheney 11 in 8 innings. Sacrifice hit—Chappelle. Sacrifice fly—Archer. Double plays—Berger and Chase; Russell and Chase. Left on bases—White Sox 6, Cubs 10. First base on balls—Off Cheney 4, off Russell 1. Hit by pitched ball—By Russell, Schulte; by Cheney, Chase. Struck out—By Russell 6, by Scott 1, by Cheney 3, by Lavender 1. Wild pitch—Russell. Umpires—O'Day, Sheridan, Orth, O'Loughlin. Time of game—2.03.

SECOND GAME.

CUBS.

WHITE SOX.

	AB.	R.	H.	P.	A.	E.		AB.	R.	H.	P.	A.	E.
Leach, cf.....	5	1	1	2	0	0	Weaver, ss.....	6	0	1	5	0	1
Evers, 2b.....	4	1	2	0	6	1	Lord, 3b.....	4	1	1	3	2	0
Schulte, lf.....	6	1	1	1	0	0	Chase, 1b.....	6	1	1	17	2	0
Zimmerman, 3b.....	6	2	2	0	1	1	Bodie, cf.....	4	2	2	1	0	0
Saier, 1b.....	4	0	0	22	0	0	Fournier, rf.....	1	0	0	0	0	0
Good, rf.....	6	1	1	3	1	0	Collins, rf.-cf.....	6	1	2	3	0	0
Bridwell, ss.....	3	0	0	4	5	1	Chappelle, lf.....	6	0	2	5	1	1
Archer, c.....	5	0	2	7	1	0	Schalk, c.....	6	0	0	5	1	1
Vaughn, p.....	5	0	0	0	2	0	Berger, 2b.....	5	0	1	0	3	0
							Cicotte, p.....	2	0	1	0	3	0
							Benz, p.....	3	0	0	0	4	0
Totals .....	44	6	9	39	16	3	Totals .....	49	5	11	39	24	3
Cubs .....	0	0	0	4	1	0	0	0	0	0	0	0	1-6
White Sox .....	0	0	0	3	0	1	0	1	0	0	0	0	0-5

Two-base hit—Archer. Hits—Off Cicotte 6 in 4 innings (none out in fifth), off Benz 3 in 9 innings. Sacrifice hits—Bodie, Archer. Sacrifice fly—Saier. Double play—Lord (unassisted). Left on bases—Cubs 8, White Sox 8. Bases on balls—Off Cicotte 3, off Benz 4, off Vaughn 2. Struck out—By Cicotte 2, by Benz 2, by Vaughn 5. Wild pitches—Vaughn, Benz. Umpires—O'Loughlin, Orth, O'Day, Sheridan. Time of game—2.55.

THIRD GAME.

CUBS.

WHITE SOX.

	AB.	R.	H.	P.	A.	E.		AB.	R.	H.	P.	A.	E.
Leach, cf.....	5	1	1	2	0	0	Weaver, ss.....	4	0	0	3	1	2
Evers, 2b.....	3	2	1	1	2	0	Lord, 3b.....	4	0	1	1	0	0
Schulte, lf.....	4	2	3	5	0	0	Chase, 1b.....	4	0	1	6	0	0
Zimmerman, 3b.....	4	1	1	0	0	0	Bodie, cf.....	4	0	0	1	0	1
Saier, 1b.....	3	1	1	8	0	0	Collins, rf.....	3	0	1	3	0	1
Good, rf.....	4	1	2	1	0	0	Fournier, lf.....	2	0	0	1	0	0
Bridwell, ss.....	4	0	1	2	3	0	Schalk, c.....	3	0	0	4	3	0
Archer, c.....	4	0	0	8	0	0	Berger, 2b.....	2	0	0	4	2	1
Humphries, p.....	3	0	0	0	1	0	Borton, 2b.....	0	0	0	1	0	0
							Scott, p.....	2	0	0	0	1	0
							Lathrop, p.....	0	0	0	0	0	0
							*Easterly .....	1	0	0	0	0	0
							†Chappelle .....	1	0	1	0	0	0
Totals .....	34	8	10	27	6	0	Totals .....	30	0	4	24	7	5

\* Batted for Berger in the eighth inning. † Batted for Scott in the eighth inning.

Cubs .....	0	0	0	0	0	3	5	0	x-8
White Sox .....	0	0	0	0	0	0	0	0	0-0

Two-base hits—Chase, Lord, Leach. Hits—Off Scott 10 in 7 innings, off Lathrop 0 in 1 inning. Sacrifice hit—Fournier. Double play—Schalk and



1. Hoffman; 2. Hoey; 3. Kelliher; 4. Geist; 5. Morley; 6. Salmon; 7. Averett; 8. Rieger; 9. Muldoon; 10. Parker; 11. McDonald, Mgr.; 12. Gardella; 13. Kauff; 14. Curry.

HARTFORD TEAM—CHAMPIONS EASTERN ASSOCIATION.



1. Davis; 2. Aiken; 3. Napier; 4. Allen; 5. Reynolds; 6. Criss; 7. Newman; 8. Ray; 9. McDonald; 10. Britton; 11. Whiteman; 12. Ware; 13. Sens; 14. Fillman; 15. Roberts; 16. Lucid; 17. Rose; 18. Aleo, Mascot; 19. Knaupp; 20. Mowry.

Blackburn, Photo.

HOUSTON TEAM—CHAMPIONS TEXAS LEAGUE.

Lord. Left on bases—White Sox 4, Cubs 6. Bases on balls—Off Scott 3. Hit by pitched ball—By Scott, Humphries. Struck out—By Scott 4, by Humphries 7. Umpires—O'Day, Sheridan, Orth, O'Loughlin. Time of game—1.58.

FOURTH GAME.

WHITE SOX.

CUBS.

WHITE SOX.						CUBS.							
AB.	R.	H.	P.	A.	E.	AB.	R.	H.	P.	A.	E.		
Weaver, ss.....	5	2	3	2	2	1	Leach, cf.....	5	0	0	2	1	0
Lord, 3b.....	4	1	1	0	4	1	Evers, 2b.....	4	0	0	1	2	0
Chase, 1b.....	4	0	1	8	0	0	Schulte, lf.....	4	0	0	1	1	0
Bodie, cf.-rf.....	4	0	1	0	0	0	Zimmerman, 3b.....	5	1	1	2	1	0
Collins, rf.-cf.....	4	0	1	1	0	0	Saier, 1b.....	3	0	1	9	0	0
Fournier, lf.....	3	0	2	4	0	0	Good, rf.....	4	0	2	1	0	0
Schalk, c.....	4	0	1	12	0	0	Bridwell, ss.....	3	0	1	5	2	0
Berger, 2b.....	4	0	0	0	2	1	Archer, c.....	3	1	2	3	0	0
Cicotte, p.....	4	2	3	0	1	0	Pierce, p.....	3	0	0	0	5	0
							Lavender, p.....	0	0	0	0	0	1
							Smith, p.....	0	0	0	0	0	0
							*Williams .....	1	0	0	0	0	0
Totals .....	36	5	13	27	9	3	Totals .....	35	2	7	24	12	1

\* Batted for Lavender in the eighth inning.

White Sox .....	0	0	0	0	1	0	3	1	x-5
Cubs .....	0	1	1	0	0	0	0	0	0-2

Two-base hits—Zimmerman, Cicotte 2, Weaver 2. Three-base hit—Saier. Hits—off Pierce 10 in 6 innings, off Lavender 1 in 1 inning, off Smith 2 in 1 inning. Sacrifice hit—Bridwell. Left on bases—Cubs 10, White Sox 10. First base on balls—By Cicotte 3, by Pierce 3. Struck out—By Cicotte 9, by Pierce 2. Umpires—O'Loughlin, Orth, Sheridan, O'Day. Time of game—2.20.

FIFTH GAME.

WHITE SOX.

CUBS.

WHITE SOX.						CUBS.							
AB.	R.	H.	P.	A.	E.	AB.	R.	H.	P.	A.	E.		
Weaver, ss.....	5	0	1	1	3	0	Leach, cf.....	4	0	1	8	0	0
Lord, 3b.....	4	1	2	1	3	0	Evers, 2b.....	4	0	1	3	1	0
Chase, 1b.....	4	0	0	15	0	0	Schulte, lf.....	4	0	0	1	0	0
Bodie, cf.....	5	0	1	1	0	0	Zimmerman, 3b.....	4	0	0	1	2	0
Collins, rf.....	5	1	4	3	0	0	Saier, 1b.....	4	0	0	13	1	0
Fournier, lf.....	5	0	1	2	0	0	Good, rf.....	4	0	0	0	0	0
Schalk, c.....	4	0	0	9	0	0	Bridwell, ss.....	4	0	0	1	7	0
Berger, 2b.....	4	0	1	1	8	0	Archer, c.....	4	0	1	6	4	1
Benz, p.....	4	0	0	0	2	0	Cheney, p.....	3	0	0	0	3	0
							*Miller .....	1	0	0	0	0	0
Totals .....	40	2	10	33	13	0	Totals .....	33	0	3	33	18	1

\* Batted for Cheney in the eleventh inning.

White Sox .....	0	0	0	0	0	0	0	0	0	2-2
Cubs .....	0	0	0	0	0	0	0	0	0	0-0

Two-base hits—Collins 2, Evers, Berger, Lord. Three-base hit—Lord. Sacrifice hit—Chase. Stolen bases—Collins, Fournier. Left on bases—White Sox 7, Cubs 3. First base on balls—Off Cheney 1. Struck out—By Cheney 8, by Benz 9. Umpires—O'Day, Sheridan, Orth, O'Loughlin. Time of game



1, DeGroff; 2, Flannery; 3, Finneran; 4, Aubrey, Capt.; 5, Word; 6, James J. Gray, Mgr.; 7, Miller; 8, Maybohm; 9, Halstein; 10, Zeiser; 11, Clemens; 12, Dee; 13, Thomas; 14, Magee; 15, Henderson; 16, Berard, Mascot; 17, Finerty.

LOWELL TEAM—CHAMPIONS NEW ENGLAND LEAGUE.



1, Ward; 2, Vyskocil; 3, Billings; 4, Collins; 5, Kerwin; 6, Colvin; 7, Meyers; 8, Willis; 9, Miller; 10, Kahl, Mgr.; 11, Wolf; 12, Conger; 13, Tretter; 14, Turner. Towinkle, Photo.

QUINCY TEAM—CHAMPIONS I.-I.-I. LEAGUE.



SIXTH GAME.

WHITE SOX.

CUBS.

AB.R.H.P.A.E.

AB.R.H.P.A.E.

Weaver, ss.....	4	0	1	6	1	1
Lord, 3b.....	3	1	1	3	1	0
Chase, 1b.....	4	2	2	7	1	0
Bodie, rf.-cf.....	4	1	2	2	0	0
Collins, cf.-rf.....	4	1	2	0	0	0
Fournier, lf.....	4	0	3	3	0	0
Schalk, c.....	4	0	0	5	0	0
Berger, 2b.....	4	0	0	1	5	0
Scott, p.....	3	0	0	0	2	0

Leach, cf.....	3	0	1	1	1	0
Evers, 2b.....	4	1	1	1	2	0
Schulte, lf.....	4	0	0	1	0	0
Zimmerman, 3b.....	4	0	0	2	0	0
Saier, 1b.....	3	1	2	1	1	0
Good, rf.....	4	0	0	4	0	0
Bridwell, ss.....	4	0	2	1	3	0
Archer, c.....	4	0	3	3	3	1
Humphries, p.....	1	0	0	0	2	0
*Miller .....	1	0	0	0	0	0
Lavender, p.....	1	0	0	0	2	0
†Stewart .....	0	0	0	0	0	0
‡Williams .....	1	0	0	0	0	0
§Phelan .....	0	0	0	0	0	0

Totals .....34 5 11 27 10 1

Totals .....34 2 9 24 14 1

\* Batted for Humphries in the fifth inning. † Ran for Bridwell in the ninth inning. ‡ Batted for Lavender in the ninth inning. § Ran for Archer in the ninth inning.

White Sox .....	0	0	0	3	2	0	0	0	x-5
Cubs .....	0	0	0	1	0	0	0	0	1-2


Two-base hits—Collins, Fournier, Lord, Bodie, Leach. Hits—Off Humphries 4 in 4 innings, off Lavender 7 in 4 innings. Stolen base—Evers. Double play—Weaver and Berger. Left on bases—Cubs 7, White Sox 6. First base on balls—Off Scott 2, off Humphries 1. Struck out—By Humphries 1, by Scott 5, by Lavender 1. Umpires—O'Loughlin, Orth, Sheridan, O'Day. Time of game—1.53.

## The Lowell-Hartford Series

In a post-season series, extending from September 17 to September 25, for the championship of all New England, the Lowell team, champion of the New England League, defeated the Hartford team, champion of the Eastern Association, by four games to two. The first contest, at Lowell, September 17, was won by Hartford, 4—1. The following day Lowell retaliated by winning, 2—0. Rain prevented the game on the following day, but on September 20 Lowell annexed its second victory, 7—4. After a postponement of a day the fourth games was played at Hartford, Lowell again winning, 5—3, in eleven innings. On September 24, at Lowell, Hartford won its second victory, 4—3, but on September 25, at Hartford, Lowell ended the series by an overwhelming victory, 9—0.


## Field Day in New South Wales

In a letter to the Record from New South Wales, Mr. E. A. Tyler, Hon. Secretary of the New South Wales Base Ball Association, with headquarters in Sydney, Australia, sends the following data concerning the events held at the opening of the Base Ball season, May 3, 1913: Distance throw—Won by H. Woolcott, 106 yards 4 inches; H. Franks, 104 yards 6 inches, was second, and J. Franks, 102 yards 6 inches, was third. Infield play—Won by Burwood on points. Championship race around bases, 120 yards—A. Herndon and A. Thomas, dead heat, 15 1-5 seconds; the run-off resulted in another dead heat, 15 3-5 seconds. Throw through hoop at a distance of 30 yards was won by C. R. Campling. Relay race—Won by University, 43 1-5 seconds; Petersham, Surrey United and Waverley in order named. Bunt, hit, run and slide—Won by W. W. Chapman.



1, Brinker; 2, Ingersoll; 3, Cadreau; 4, Schmutz; 5, Konnick; 6, McMurdo; 7, Harstad; 8, Heister; 9, Doty; 10, Grindle; 11, Bennett; 12, Scharnweber; 13, Walsh; 14, Frisk; 15, Schultz; 16, Lewis; 17, Hall; 18, Kippert; 19, Clarke; 20, R. P. Brown, Pres.

VANCOUVER TEAM—CHAMPIONS NORTHWESTERN LEAGUE.



WILMINGTON TEAM—CHAMPIONS TRI-STATE LEAGUE.

# The Cleveland-Pittsburgh Series

	Played.	Won.	Lost.	PC.
Cleveland .....	7	4	3	.571
Pittsburgh .....	7	3	4	.429

The Cleveland club, which finished third in the American League, and the Pittsburgh club, which finished fourth in the National League, engaged in a fine post-season series of games after the championship of 1913 had been decided, and through superior pitching Cleveland won four games to Pittsburgh's three.

The series was played under the auspices of the National Commission, precisely under the same conditions as prevail in the world's series. Each player on the winning team received \$252 and on the losing team \$177.

The attendance at Cleveland was not up to the standard at first, but as the series progressed interest grew and public patronage increased greatly. In Pittsburgh the games were taken seriously from the start and the attendance throughout was excellent.

In the first game Falkenberg's pitching was too much for Pittsburgh, the National Leaguers making but two hits and being shut out, 3—0. Cleveland also captured the second game, an eleven-inning affair, 2—1. It was a pitchers' battle between the two left-handers, Robinson and Gregg. Pittsburgh then won the next three games, the third, 4—3, in twelve innings; the fourth, 5—0, and the fifth, 3—0. The next two games and the series were taken by Cleveland.

The sixth game, which took thirteen innings to decide, was one of the best played of the season, Cleveland getting the only run of the game. Pitcher Gregg of the American Leaguers was in rare form, allowing only five hits, and struck out nineteen men. He was also largely responsible for Cleveland's run. He sent a double down the left field foul line, and scored from second on Leibold's single. In the final game Cleveland scored all its four runs in the first three innings, and made all its hits, six, off Adams in that time. McQuillan, who replaced him, did not allow a hit, and only nineteen batsmen faced him.

The scores of the games are as follows :

## FIRST GAME—AT CLEVELAND.

CLEVELAND.	AB.	R.	H.	P.	A.	E.	PITTSBURGH.	AB.	R.	H.	P.	A.	E.
Leibold, cf.....	4	0	2	0	0	0	Carey, lf.....	4	0	1	0	0	0
Chapman, ss.....	4	0	0	1	3	0	Dolan, 3b.....	3	0	0	1	4	2
Jackson, rf.....	3	1	2	2	0	0	Wagner, ss.....	4	0	0	4	2	1
Lajoie, 2b.....	4	0	3	2	2	0	Viox, 2b.....	4	0	0	2	0	0
Johnston, 1b.....	4	0	0	12	0	1	Wilson, rf.....	3	0	0	1	0	0
Olson, 3b.....	4	1	3	1	5	0	Miller, 1b.....	1	0	0	10	0	0
Graney, lf.....	4	1	1	4	0	0	Mitchell, cf.....	3	0	1	1	0	0
Carisch, c.....	3	0	0	4	2	1	Gibson, c.....	2	0	0	3	3	0
Falkenberg, p.....	3	0	0	0	2	0	Simon, c.....	0	0	0	2	1	0
							Adams, p.....	2	0	0	0	1	6
							Hendrix, p.....	0	0	0	0	0	0
							†Butler .....	1	0	0	0	0	0
							‡Hyatt .....	1	0	0	0	0	0
Totals .....	33	3	11	*26	14	2	Totals .....	28	0	2	24	11	3

\* Dolan out for interference. † Batted for Gibson in the eighth inning.


‡ Batted for Adams in the eighth inning.

Cleveland .....	0	0	0	0	0	1	2	0	x—3
Pittsburgh .....	0	0	0	0	0	0	0	0	0—0

Two-base hit—Lajoie. Hits—Off Adams 9 in 7 innings, off Hendrix 2 in 1 inning. Stolen bases—Carey, Miller, Lajoie, Jackson. Double plays—Olson.



1, McKernan, Mgr.; 2, Green; 3, Callahan; 4, Henges; 5, McDonald; 6, Williams; 7, Watkins; 8, Niehaus; 9, Sheible; 10, Badger; 11, Gill; 12, Nevitt; 13, La Ross. Foil, Photo.  
**BATTLE CREEK TEAM—CHAMPIONS SOUTHERN MICHIGAN LEAGUE.**



1, Hall; 2, Freine; 3, Reams; 4, Blasusser; 5, Winkler; 6, Henle; 7, Gard; 8, Woods; 9, Clark; 10, W. Bossner, Pres.; 11, Melter; 12, Altermatt; 13, Johnson, Photo.  
 Kaefer; 14, Bonner.  
**BOISE TEAM—WESTERN TRI-STATE LEAGUE.**  
 Winner Second Season.

Lajoie and Johnston; Wagner and Miller; Wagner and Viox. First base on balls—Off Falkenberg 3. Hit by pitched ball—By Adams. Jackson. Struck out—By Adams 3, by Hendrix 2, by Falkenberg 4. Left on bases—Cleveland 7, Pittsburgh 4. Umpires—Evans, Dineen, Eason, Emslie. Time of game—1.40.

SECOND GAME—AT CLEVELAND.

CLEVELAND.

AB.R.H.P.A.E.

Leibold, cf.....	4	1	0	2	0	0
Chapman, ss.....	4	0	1	2	3	0
Jackson, rf.....	3	1	2	6	1	0
Lajoie, 2b.....	4	0	1	0	2	0
Johnston, 1b.....	4	0	0	11	0	0
Olson, 3b.....	4	0	1	0	5	0
Graney, lf.....	4	0	0	3	1	0
O'Neil, c.....	3	0	1	8	0	0
Carisch, c.....	1	0	0	1	0	0
Gregg, p.....	4	0	0	0	0	0

PITTSBURGH.

AB.R.H.P.A.E.

Carey, lf.....	5	0	0	3	0	1
Dolan, 3b.....	4	1	1	2	3	0
Viox, 2b.....	5	0	1	1	4	1
Wagner, ss.....	4	0	2	0	6	0
Miller, 1b.....	3	0	0	16	0	0
Wilson, rf.....	4	0	0	0	0	0
Mitchell, cf.....	4	0	0	2	0	0
Simon, c.....	4	0	3	7	0	0
Gibson, c.....	0	0	0	0	0	0
Robinson, p.....	4	0	0	0	3	0
*Mensor.....	0	0	0	0	0	0

Totals .....35 2 6 33 12 0

Totals .....37 1 7 31 16 2

\* Ran for Simon in the tenth inning. † One out when the winning run was scored.

Cleveland .....	0	0	0	0	0	1	0	0	0	0	1-2
Pittsburgh .....	0	0	0	1	0	0	0	0	0	0	0-1

Two-base hit—Jackson. Sacrifice hit—Jackson. Double plays—Wagner, Viox and Miller; Jackson (unassisted). Left on bases—Cleveland 5, Pittsburgh 5. First base on balls—Off Robinson 1, off Gregg 2. Hit by pitched ball—By Robinson. Jackson. Struck out—By Robinson 5, by Gregg 9. First base on errors—Cleveland 1. Umpires—Emslie, Dineen, Evans, Eason. Time of game—2.05.

THIRD GAME—AT PITTSBURGH.

PITTSBURGH.

AB.R.H.P.A.E.

Carey, lf.....	6	1	2	3	0	0
Dolan, 3b.....	5	1	1	0	1	0
McCarthy, 2b.....	2	1	2	2	5	0
Wagner, ss.....	3	0	1	2	6	0
Miller, 1b.....	4	0	0	16	0	0
Wilson, rf.....	4	0	0	3	0	0
Mitchell, cf.....	4	0	0	4	0	0
Simon, c.....	4	0	1	6	1	0
McQuillan, p.....	2	0	0	0	1	0
Hendrix, p.....	3	1	1	0	4	0

CLEVELAND.

AB.R.H.P.A.E.

Leibold, cf.....	6	1	1	2	0	0
Chapman, ss.....	5	1	1	2	3	0
Jackson, rf.....	4	1	1	2	0	0
Lajoie, 2b.....	5	0	1	4	3	0
Johnston, 1b.....	4	0	1	14	0	0
Olson, 3b.....	5	0	2	2	8	1
Graney, lf.....	5	0	2	2	0	0
Carisch, c.....	4	0	0	5	1	1
Steen, p.....	1	0	0	1	0	0
*Lelivelt.....	1	0	0	0	0	0
James, p.....	3	0	0	0	3	0

Totals .....37 4 8 36 18 0

Totals .....43 3 9 34 18 2

\* Batted for Steen in the fifth inning. † One out when winning run was scored.

Pittsburgh .....	1	0	2	0	0	0	0	0	0	0	1-4
Cleveland .....	0	0	0	0	0	3	0	0	0	0	0-3

Two-base hits—Chapman, Hendrix. Hits—Off Steen 5 in 4 innings, off James 3 in 7 1-3 inniegs, off McQuillan 7 in 5 2-3 innings, off Hendrix 2 in 6 1-3 innings. Stolen bases—Carey 3, McCarthy, Mitchel. Double plays—Chapman, Lajoie and Johnston; Olson, Lajoie and Johnston; Olson and Johnston. First base on balls—Off Steen 3, off James 4, off McQuillan 2. Hit by pitched ball—By Steen, McCarthy; by James, Wilson. First base on



1, J. Cluwin, Pres.; 2, J. Killian, Mgr.; 3, G. Snow; 4, J. Kernan; 5, J. Sheffield; 6, Tracey; 7, C. Williams; 8, F. Hoffman; 9, B. Taylor; 10, A. Durham; 11, E. Spellman; 12, R. Goodbred; 13, O. Brady; 14, J. Murphy; 15, H. Devine.

OSHKOSH TEAM—CHAMPIONS WISCONSIN-ILLINOIS LEAGUE.



1, Argur, Bus. Mgr.; 2, Donovan; 3, Dolan; 4, Kane; 5, Renfer; 6, Kubat; 7, Gorman, Sec'y; 8, Robertson; 9, Rogers; 10, Shaughnessy, Mgr.; 11, Lage; 12, Powers; 13, Corrigan, Mascot; 14, Smejkal; 15, Crowder; 16, Bullock; 17, Coffey, Mascot. Pottaway, Photo.

OTTAWA TEAM—CHAMPIONS CANADIAN LEAGUE.

error—Pittsburgh 1. Sacrifice hits—Johnston, Dolan. Sacrifice fly—Miller. Left on bases—Pittsburgh 10. Cleveland 7. Struck out—By Steen 3, by James 1, by McQuillan 1, by Hendrix 4. Umpires—Eason, Evans, Dineen, Emslie. Time of game—2.33.

FOURTH GAME—AT PITTSBURGH.

PITTSBURGH.

AB.R.H.P.A.E.

Carey, lf.....	5	2	2	1	0	0
Dolan, 3b.....	2	1	0	0	0	0
McCarthy, 2b.....	4	0	2	2	1	0
Wagner, ss.....	3	1	1	5	7	0
Miller, 1b.....	4	0	0	10	1	0
Wilson, rf.....	3	0	0	1	0	0
M. Mitchell, cf.....	3	0	1	4	0	0
Simon, c.....	4	0	1	4	1	0
Adams, p.....	4	1	0	0	3	0

CLEVELAND.

AB.R.H.P.A.E.

Leibold, cf.....	4	0	1	2	0	0
Chapman, ss.....	3	0	0	0	3	1
Jackson, rf.....	4	0	1	1	0	0
Lajoie, 2b.....	4	0	0	1	2	1
Johnston, 1b.....	4	0	3	4	0	0
Olson, 3b.....	4	0	1	4	0	0
Graney, lf.....	2	0	0	2	0	0
Carisch, c.....	4	0	1	10	1	0
W. Mitchell, p.....	1	0	0	0	1	0
*Birmingham.....	1	0	0	0	0	0
Kahler, p.....	0	0	0	0	0	0
†Lelivelt.....	1	0	1	0	0	0
‡Brady.....	0	0	0	0	0	0
Cullop, p.....	0	0	0	0	0	0
§Ryan.....	1	0	0	0	0	0

Totals .....32 5 7 27 13 0

Totals .....33 0 8 24 7 2

\* Batted for W. Mitchell in the fifth inning. † Batted for Kahler in the eighth inning. ‡ Batted for Lelivelt in the eighth inning. § Batted for Cullop in the ninth inning.

Pittsburgh.....	2	0	0	2	0	0	1	0	x-5
Cleveland.....	0	0	0	0	0	0	0	0	0-0

Two-base hits—M. Mitchell, McCarthy. Three-base hit—Carey. Hits—Off W. Mitchell 5 in 4 innings, off Kahler 1 in 3 innings, off Cullop 1 in 1 inning. Stolen bases—Wagner, Miller, Dolan. First base on balls—Off W. Mitchell 3, off Kahler 2, off Adams 3. Wild pitch—Cullop. First base on errors—Pittsburgh 2. Left on bases—Cleveland 9, Pittsburgh 8. Struck out—By W. Mitchell 4, by Kahler 4, by Cullop 2, by Adams 4. Umpires—Dineen, Emslie, Evans, Eason. Time of game—2.04.

FIFTH GAME—AT CLEVELAND.

PITTSBURGH.

AB.R.H.P.A.E.

Carey, lf.....	5	1	2	3	0	0
Dolan, 3b.....	5	0	3	2	2	2
McCarthy, 2b.....	4	1	2	2	5	0
Wagner, ss.....	2	0	0	2	1	1
Miller, 1b.....	3	1	1	12	0	0
Wilson, rf.....	4	0	0	1	0	0
Mitchell, cf.....	4	0	1	1	0	0
Simon, c.....	4	0	0	4	1	0
Robinson, p.....	4	0	0	0	0	0

Totals .....35 3 9 27 9 3

CLEVELAND.

AB.R.H.P.A.E.

Leibold, cf.....	4	0	1	1	0	0
Chapman, ss.....	3	0	0	2	2	0
Jackson, rf.....	4	0	0	2	0	0
Lajoie, 2b.....	3	0	0	3	2	0
Johnston, 1b.....	3	0	1	7	0	0
Olson, 3b.....	3	0	1	0	1	0
Graney, lf.....	3	0	0	4	0	0
Carisch, c.....	3	0	0	8	0	0
Falkenberg, p.....	3	0	0	0	1	0

Totals .....43 3 9†34 13 2


Pittsburgh.....	0	0	0	0	1	0	0	2	0-3
Cleveland.....	0	0	0	0	0	0	0	0	0-0

Sacrifice hits—Chapman, Graney. Stolen bases—Lajoie, Dolan. First base on balls—Off Robinson 2, off Falkenberg 2. Struck out—By Robinson 3, by Falkenberg 8. Left on bases—Pittsburgh 10, Cleveland 6. First base on errors—Cleveland 2. Wild pitch—Falkenberg. Umpires—Evans, Eason, Emslie, Dineen. Time of game—1.45.



1, Gust; 2, Handiboe; 3, Wortman; 4, Giebel; 5, Adams; 6, Armstrong; 7, Robertson; 8, Dowell; 9, Lipe, Mgr.; 10, Zimmerman; 11, Pool; 12, Mayer.

SAVANNAH TEAM—CHAMPIONS SOUTH ATLANTIC LEAGUE.



1, Murphy; 2, Snow; 3, A. Davis, Mgr.; 4, Collins; 5, Ewaldt; 6, Toraason; 7, Bell; 8, Baxter; 9, Meyer; 10, Foutch; 11, Croake; 12, Connell; 13, Bauer, Photo.

WINONA (MICH.) TEAM—CHAMPIONS NORTHERN LEAGUE.



SIXTH GAME—AT PITTSBURGH.

CLEVELAND.

PITTSBURGH.

AB.R.H.P.A.E.

AB.R.H.P.A.E.

Leibold. cf.....	5	0	2	3	0	1
Chapman. ss.....	6	0	0	2	0	1
Jackson. rf.....	6	0	0	0	1	0
Lajoie. 2b.....	5	0	0	4	2	0
Johnston. 1b.....	5	0	3	6	0	0
Olson. 3b.....	4	0	1	0	1	1
Graney. lf.....	5	0	0	1	0	0
Carisch. c.....	5	0	0	22	3	0
Gregg. p.....	5	1	2	1	3	0

Carey. lf.....	5	0	0	2	0	0
Dolan. 3b.....	5	0	0	2	1	1
McCarthy. 2b.....	4	0	3	3	4	1
Wagner. ss.....	4	0	0	4	5	1
Miller. 1b.....	5	0	0	12	1	0
Wilson. rf.....	3	0	0	3	0	0
*Butler.....	1	0	0	0	0	0
Mensor. rf.....	1	0	0	2	1	0
Mitchell. cf.....	5	0	2	2	0	0
Simon. c.....	3	0	0	9	1	0
†Viox.....	1	0	0	0	0	0
Hendrix. p.....	5	0	0	0	5	1

Totals .....46 1 8 39 10 3

Totals .....42 0 5 39 18 4

\* Batted for Wilson in the tenth inning. † Batted for Simon in the thirteenth inning.

Cleveland .....	0	0	0	0	0	0	0	0	0	0	0	0	0	1—1
Pittsburgh .....	0	0	0	0	0	0	0	0	0	0	0	0	0	0—0

Two-base hits—Johnston, Gregg. Stolen bases—Chapman, Jackson, Graney. Double play—Mensor, Hendrix and Mensor. First base on balls—Off Hendrix 1, off Gregg 2. Wild pitch—Gregg. First base on errors—Cleveland 3, Pittsburgh 2. Sacrifice bunts—Leibold, Simon. Left on bases—Cleveland 3, Pittsburgh 6. Struck out—By Hendrix 9, by Gregg 19. Umpires—Emslie, Dineen, Evans, Eason. Time of game—2.58.

SEVENTH GAME—AT PITTSBURGH.

CLEVELAND.

PITTSBURGH.

AB.R.H.P.A.E.

AB.R.H.P.A.E.

Leibold. cf.....	4	1	1	1	0	0
Chapman. ss.....	3	1	0	2	2	0
Jackson. rf.....	4	1	1	3	0	0
Lajoie. 2b.....	4	0	1	0	5	0
Johnston. 1b.....	4	0	2	12	0	0
Olson. 3b.....	4	0	0	2	5	0
Graney. lf.....	3	1	1	3	0	0
Carisch. c.....	3	0	0	4	0	0
Steen. p.....	3	0	0	0	0	0

Carey. lf.....	5	0	0	3	0	0
Dolan. 3b.....	3	0	0	2	0	0
Viox. 3b.....	1	0	0	0	0	0
McCarthy. 2b.....	4	0	2	1	1	1
Wagner. ss.....	4	0	0	3	6	1
Miller. 1b.....	4	0	1	11	0	0
Wilson. rf.....	4	1	0	2	0	1
Mitchell. cf.....	3	0	2	2	0	1
Simon. c.....	3	0	1	3	2	0
*Butler.....	1	0	0	0	0	0
Adams. p.....	1	0	1	0	1	0
McQuillan. p.....	1	0	0	0	2	0
†Hyatt.....	1	0	1	0	0	0
‡Mensor.....	0	0	0	0	0	0

Totals .....32 4 6 27 12 0

Totals .....35 1 8 27 12 4

\* Batted for Simon in the ninth inning. † Batted for McQuillan in the ninth inning. ‡ Ran for Hyatt in the ninth inning.

Cleveland .....	2	1	1	0	0	0	0	0	0	0—4
Pittsburgh .....	0	1	0	0	0	0	0	0	0	0—1

Three-base hits—Johnston, Graney. Hits—Off Adams 6 in 3 innings. Double play—Wagner, McCarthy and Miller. First base on balls—Off Steen 1, off McQuillan 1. Hit by pitched ball—By Steen, Mitchell. First base on errors—Cleveland 3. Sacrifice hit—Chapman. Left on bases—Cleveland 3, Pittsburgh 9. Struck out—By Steen 4, by Adams 1, by McQuillan 2. Umpires—Eason, Emslie, Evans, Dineen. Time of game—1.36.



1. Wakefield; 2. Peebles, Mgr.; 3. Campbell; 4. Brooks; 5. Harper; 6. Kerr; 7. Covington; 8. Adams; 9. Glenn; 10. Redford; 11. Harslip; 12. Higginbotham; 13. Gerhardt; 14. Merritt.

DENISON TEAM—CHAMPIONS TEXAS-OKLAHOMA LEAGUE.



1. Wilson, Mgr.; 2. Marr; 3. Harrah; 4. Morgan; 5. Sievers; 6. Rumler; 7. Fedor; 8. Smith; 9. Stofer; 10. Riley; 11. R. Smith; 12. Miller.

GREAT BEND TEAM—CHAMPIONS KANSAS STATE LEAGUE.

# The St. Louis City Series

	Played.	Won.	Lost.	Tie.	PC.
Cardinals .....	8	3	3	2	.500
Browns .....	8	3	3	2	.500

After eight games had been played for the St. Louis championship of 1913 between the Cardinals of the National League and the Browns of the American League, including two single games and three double-headers, all in five days, the series ended in a row and a draw, each winning three games, losing three, and two tied.

The series was not played under the supervision of the National Commission. The receipts, which were less than \$8,000, were split evenly, after all expenses were paid, between club owners and players. Each member of the Browns, twenty-four in number, received \$77.22.

## FIRST GAME.

### CARDINALS.

#### AB.R.H.P.A.E.

Huggins, 2b.....	2	0	0	2	1	0
Magee, lf.....	4	0	0	3	1	0
Mowrey, 3b.....	4	0	1	3	3	0
Oakes, cf.....	3	0	0	0	0	0
Konetchy, 1b.....	3	0	0	13	0	0
Whitted, rf.....	2	1	0	0	0	0
O'Leary, ss.....	3	0	0	0	0	0
Wingo, c.....	3	0	0	6	1	0
Sallee, p.....	3	0	0	0	3	0

Totals .....27 1 1 27 9 0

### BROWNS.

#### AB.R.H.P.A.E.

Austin, 3b.....	4	0	0	0	2	0
Wares, 2b.....	3	0	1	2	2	0
Pratt, 1b.....	4	0	1	12	2	0
Walker, lf.....	4	0	0	4	0	0
Williams, cf.....	3	0	0	1	0	0
Sloan, rf.....	3	0	0	0	0	0
Bisland, ss.....	3	0	2	2	4	0
Agnew, c.....	2	0	0	6	2	0
Weilman, p.....	2	0	0	0	2	1
*McAllister .....	1	0	0	0	0	0

Totals .....29 0 4 27 14 1

\* Batted for Weilman in the ninth inning.

Cardinals .....	0	1	0	0	0	0	0	0	0	0-1
Browns .....	0	0	0	0	0	0	0	0	0	0-0

Sacrifice hit—Agnew. Stolen base—Huggins. Double plays—Huggins and Konetchy; Wares, Pratt and Bisland. Left on bases—Cardinals 2. Browns 4. First base on balls—Off Sallee 1, off Weilman 3. Struck out—By Sallee 2, by Weilman 5. Umpires—Hildebrand, Brennan. Time of game—1.35.

## SECOND GAME.

### CARDINALS.

#### AB.R.H.P.A.E.

Huggins, 2b.....	4	0	0	4	1	0
Magee, lf.....	3	0	1	1	1	0
Mowrey, 3b.....	3	0	0	0	2	0
Oakes, cf.....	3	0	0	0	0	0
Konetchy, 1b.....	3	2	2	8	0	0
Evans, rf.....	2	1	1	4	0	0
O'Leary, ss.....	3	0	0	0	0	0
Wingo, c.....	3	1	1	4	1	0
Perritt, p.....	3	0	1	0	2	0

Totals .....27 4 6 21 7 0

### BROWNS.

#### AB.R.H.P.A.E.

Williams, cf.....	2	0	1	1	0	0
Austin, 3b.....	3	0	0	3	1	2
Pratt, 1b.....	3	0	2	5	2	0
Walker, lf.....	2	0	0	4	0	0
Sloan, rf.....	3	0	1	1	0	0
Bisland, ss.....	3	0	0	1	1	0
Wares, 2b.....	3	1	3	0	1	0
Agnew, c.....	2	0	1	6	1	0
Baumgardner, p.....	3	0	0	0	1	0

Totals .....24 1 8 21 7 2

Cardinals .....	0	0	0	0	1	0	3-4
Browns .....	0	0	0	0	0	0	1-1

Called, darkness.

Two-base hits—Magee, Evans. Three-base hit—Konetchy. Sacrifice hits—Walker, Austin. Sacrifice fly—Agnew. Stolen bases—Perritt, Williams.



1, Malloy; 2, Faircloth; 3, Erwin; 4, Clemens; 5, Weaver; 6, Steele; 7, Robertson; 8, Williams; 9, Stevenson; 10, Brewster; 11, Hawkins; 12, O. O. Mills, Mgr. Taylor, Photo.

JACKSON TEAM—CHAMPIONS COTTON STATES LEAGUE.



1, Woodruff; 2, Plympton; 3, Mapels; 4, Wright; 5, Herriott; 6, Patrick; 7, Gray; 8, Erixson; 9, Singleton; 10, Lotz; 11, Berte, Mgr.; 12, Synek; 13, Schueren; 14, Acock. Baker Photo.

KEARNEY TEAM—CHAMPIONS NEBRASKA STATE LEAGUE.

Double play—Huggins and Konetchy. Left on bases—Cardinals 3, Browns 7. First base on balls—Off Perritt 2. Hit by pitched ball—By Baumgardner, Evans. Struck out—By Baumgardner 5, by Perritt 4. Umpires—Brennan, Hildebrand. Time of game—1.30.

THIRD GAME.

BROWNS.

CARDINALS.

BROWNS.							CARDINALS.						
AB.R.H.P.A.E.							AB.R.H.P.A.E.						
Shotten, cf.....	3	1	1	4	0	0	Huggins, 2b.....	4	0	0	1	0	0
Austin, 3b.....	5	1	3	0	2	1	Magee, lf.....	3	1	2	3	0	0
Pratt, 1b.....	5	2	3	11	0	1	Mowrey, 3b.....	1	0	0	1	0	0
C. Walker, lf.....	5	2	3	3	0	0	Evans, rf.....	2	1	2	1	0	0
Williams, rf.....	3	1	1	0	0	0	Oakes, cf.....	4	0	0	2	0	0
Bisland, ss.....	5	0	2	1	2	0	Konetchy, 1b.....	4	0	2	7	1	0
Wares, 2b.....	3	1	1	2	4	0	Whitted, rf.-ss.....	4	0	0	0	0	0
Agnew, c.....	3	0	1	4	1	0	O'Leary, ss.....	4	1	2	2	1	0
Hamilton, p.....	1	0	0	1	4	0	Wingo, c.....	2	1	1	4	2	0
Mitchell, p.....	2	0	0	1	0	0	Snyder, c.....	2	0	0	3	3	1
*Sloan .....	1	0	0	0	0	0	Doak, p.....	1	1	0	0	2	0
							Trekell, p.....	0	0	0	0	0	0
							Griner, p.....	2	0	0	0	0	0
Totals .....	36	8	15	27	13	2	Totals .....	33	5	9	24	9	1

\* Batted for Hamilton in the fourth inning.

Browns .....	0	0	0	1	3	4	0	0	x-8
Cardinals .....	0	0	3	0	0	1	0	1	0-5

Two-base hits—Agnew, Austin, Pratt, Evans. Three-base hit—Magee. Home run—Evans. Hits—Off Hamilton 4 in 4 innings, off Mitchell 5 in 5 innings, off Doak 8 in 4 1-3 innings, off Trekell 3 in 1 1-3 innings, off Griner 4 in 2 1-3 innings. Sacrifice fly—Mowrey. Stolen bases—Shotten 2, Pratt, Williams. Double plays—Hamilton and Pratt; Austin, Wares and Pratt. Left on bases—Cardinals 4, Browns 10. First base on balls—Off Hamilton 2, off Doak 4, off Trekell 1, off Griner 1. Struck out—By Hamilton 1, by Mitchell 3, by Doak 3, by Griner 1. Wild pitch—Hamilton. Umpires—Hildebrand, Brennan. Time of game—2.15.

FOURTH GAME.

CARDINALS.

BROWNS.

CARDINALS.							BROWNS.						
AB.R.H.P.A.E.							AB.R.H.P.A.E.						
Huggins, 2b.....	2	0	2	1	1	1	Shotten, cf.....	2	1	0	1	0	0
Magee, lf.....	3	0	0	2	0	0	Austin, 3b.....	3	1	1	1	0	0
Mowrey, 3b.....	3	1	0	0	4	0	Pratt, 1b.....	3	0	0	3	0	0
Oakes, cf.....	3	0	0	0	1	0	C. Walker, lf.....	3	0	2	1	0	0
Konetchy, 1b.....	3	0	1	11	1	0	Williams, rf.....	1	0	0	3	0	0
Evans, rf.....	2	1	1	0	0	0	Bisland, ss.....	2	0	1	0	1	1
O'Leary, ss.....	3	0	1	4	0	0	Wares, 2b.....	2	0	0	1	0	1
Snyder, c.....	3	0	1	4	0	0	Agnew, c.....	2	0	0	8	1	0
Harmon, p.....	2	0	0	0	3	0	Taylor, p.....	1	0	0	0	2	0
							*Sloan .....	1	0	0	0	0	0
Totals .....	24	2	6	18	12	1	Totals .....	20	2	4	18	4	2

\* Batted for Taylor in the sixth inning.

Cardinals .....	0	1	1	0	0	0-2
Browns .....	0	0	0	0	0	2-2

Called, darkness.


Sacrifice fly—Williams. Stolen bases—Austin, Huggins. Double play—Konetchy and Snyder. Left on bases—Browns 2, Cardinals 6. First base on balls—By Taylor 1, by Harmon 1. Hit by pitched ball—By Taylor, Huggins. Struck out—By Taylor 7, by Harmon 2. Passed ball—Agnew. Wild pitches—Harmon, Taylor. Umpires—Brennan, Hildebrand. Time of game—1.05.



1, Cleveland; 2, Dubbs; 3, Taylor; 4, Hall; 5, Langford; 6, Bray; 7, Hooker;  
8, Flowers; 9, Lowery; 10, Garrett; 11, Martin, Mgr.; 12, Alexander.

JOHNSON CITY TEAM—APPALACHIAN LEAGUE.

Winner First Season.



1, Moffett, Mgr.; 2, McCrary; 3, Knox; 4, Hummell; 5, McElveen; 6, Wat-  
son; 7, Merritt; 8, Wallace; 9, Lawrence; 10, Clunk; 11, Wynne; 12, Burke;  
13, Scheifley.

KNOXVILLE TEAM—APPALACHIAN LEAGUE.

Winner Second Season.

FIFTH GAME.

BROWNS.

CARDINALS.

AB.R.H.P.A.E.

AB.R.H.P.A.E.

Shotten, cf.....	5	2	4	2	0	0
Austin, 3b.....	5	1	3	1	1	0
Pratt, 1b.....	4	0	1	7	0	0
Walker, lf.....	4	1	2	3	0	0
Williams, rf.....	3	1	1	3	0	0
Bisland, ss.....	4	0	0	3	2	0
Wares, 2b.....	4	1	2	4	3	0
Agnew, c.....	4	0	0	4	3	0
Weilman, p.....	3	0	0	0	1	0
*McAllister .....	0	0	0	0	0	0
†Sloan .....	0	1	0	0	0	0
Baumgardner, p.....	0	0	0	0	0	0

Huggins, 2b.....	4	0	0	3	2	0
Magee, lf.....	3	1	1	1	0	1
Beck, 3b.....	4	0	0	2	0	0
Oakes, cf.....	4	0	2	4	0	0
Konetchy, 1b.....	4	2	1	9	0	0
Whitted, rf.....	3	1	2	3	1	0
O'Leary, ss.....	4	1	1	2	3	0
Snyder, c.....	3	1	1	3	1	0
Sallee, p.....	3	0	2	0	3	0
‡Evans .....	0	0	0	0	0	0
¶Mowrey .....	1	0	0	0	0	0
§Harmon .....	0	0	0	0	0	0

Totals .....36 7 13 27 10 0

Totals .....33 6 10 27 10 1

\* Batted for Weilman in the ninth inning. † Ran for McAllister in the ninth inning. ‡ Batted for Whitted in the ninth inning. ¶ Batted for Snyder in the ninth inning. § Ran for Evans in the ninth inning.

Browns .....	0	0	1	2	0	0	2	2-7
Cardinals .....	0	0	0	5	0	1	0	0-6

Two-base hits—Wares, Sallee, Walker. Three-base hits—Magee, Whitted. Sacrifice hit—Williams. Sacrifice fly—Pratt. Stolen bases—Magee, Konetchy. Double plays—Whitted and Konetchy; Bisland, Wares and Pratt. Wild pitch—Weilman. First base on balls—Off Weilman 1, off Sallee 1, off Baumgardner 1. Struck out—By Sallee 3, by Weilman 4. Hits—Off Weilman 10 in 8 innings, off Baumgardner 0 in 1 inning. Left on bases—Browns 5, Cardinals 2. Umpires—Hildebrand, Brennan. Time of game—2.10.

SIXTH GAME.

BROWNS.

CARDINALS.

AB.R.H.P.A.E.

AB.R.H.P.A.E.

Shotten, cf.....	3	1	0	3	0	0
Austin, 3b.....	3	2	3	1	1	1
Pratt, 1b.....	3	1	2	4	1	0
Walker, lf.....	3	0	0	0	0	0
Williams, rf.....	3	1	0	0	0	0
Bisland, ss.....	3	0	2	3	2	0
Wares, 2b.....	3	0	2	2	1	0
Agnew, c.....	3	0	1	4	0	0
Leverenz, p.....	3	1	1	1	2	0

Huggins, 2b.....	3	1	1	1	4	1
Magee, lf.....	3	0	1	2	1	0
Beck, 3b.....	1	0	0	1	2	1
Oakes, cf.....	3	1	1	0	0	0
Konetchy, 1b.....	3	0	1	9	1	0
Whitted, rf.....	3	0	2	0	1	1
O'Leary, ss.....	3	0	1	1	2	0
Snyder, c.....	3	0	1	4	0	0
Perritt, p.....	2	0	0	0	3	0
*Mowrey .....	1	0	0	0	0	0

Totals .....27 6 11 18 7 1


Totals .....25 2 8 18 14 3

\* Batted for Perritt in the sixth inning.

Browns .....	3	3	0	0	0	0-6
Cardinals .....	0	0	0	0	2	0-2

Called, darkness.

Two-base hit—Bisland. Three-base hit—Pratt. Stolen base—Wares. Double play—Leverenz, Bisland and Pratt. Passed balls—Snyder 2. First base on balls—Off Leverenz 3, off Perritt 1. Struck out—By Leverenz 3, by Perritt 2. Left on bases—Cardinals 8, Browns 4. Umpires—Brennan, Hildebrand. Time of game—1.30.



1, Hill; 2, Oberto; 3, Troy; 4, Sutherlan; 5, Vaught; 6, Wolfe; 7, Ehrgott, Mgr.; 8, Belting; 9, Higgins; 10, Hardy; 11, Kaiser; 12, Dan; 13, Saillard.

LINCOLN TEAM—CHAMPIONS ILLINOIS-MISSOURI LEAGUE.



1, Villa; 2, Mendieta; 3, Walsh; 4, Calvo; 5, Luque; 6, Padron; 7, Ramos; 8, Arodon; 9, Viola; 10, Henriques; 11, Gonzales.

LONG BRANCH TEAM—CHAMPIONS NEW YORK AND NEW JERSEY LEAGUE.



SEVENTH GAME.

CARDINALS.

BROWNS.

CARDINALS.							BROWNS.						
AB.R.H.P.A.E.							AB.R.H.P.A.E.						
Huggins, 2b.....	3	0	0	0	5	0	Shotten, cf.....	4	1	2	3	0	1
Magee, lf.....	4	1	1	1	0	0	Austin, 3b.....	3	0	0	3	1	0
Whitted, 3b.....	4	0	0	2	3	0	Pratt, 1b.....	2	0	0	3	1	0
Oakes, cf.....	4	0	1	2	0	0	Crossin, 1b.....	1	0	0	6	1	0
Konetchy, 1b.....	4	2	2	15	0	1	Walker, lf.....	3	0	1	1	0	0
Evans, rf.....	1	1	0	2	0	0	Williams, rf.....	3	0	1	0	0	0
O'Leary, ss.....	3	1	1	1	2	1	Bisland, ss.....	4	0	0	1	1	0
Snyder, c.....	2	0	1	3	1	0	Wares, 2b.....	4	0	0	4	5	0
Harmon, p.....	3	0	0	1	3	0	Agnew, c.....	4	0	0	3	1	0
Mowrey, rf.....	1	0	1	0	0	0	Baumgardner, p.....	0	0	0	0	0	0
							Taylor, p.....	0	0	0	0	1	1
							Leverenz, p.....	1	1	0	0	1	0
							*Sloan.....	1	0	0	0	0	0
							†Rickey.....	1	0	1	0	0	0
Totals.....	29	5	7	27	14	2	Totals.....	31	2	5	24	12	2

\* Batted for Baumgardner in the fifth inning. † Batted for Taylor in the eighth inning.

Cardinals.....	1	0	0	2	0	1	0	1	x-5
Browns.....	0	0	0	0	0	0	0	2	0-2

Two-base hit—O'Leary. Three-base hit—Konetchy. Hits—Off Baumgardner 5 in 4 innings, off Taylor 0 in 3 innings, off Leverenz 2 in 1 inning. Sacrifice hits—O'Leary, Snyder, Austin. Sacrifice fly—Crossin. Stolen bases—Williams, Evans. Double plays—Harmon and Konetchy; Pratt and Wares; Austin, Wares and Crossin. Left on bases—Cardinals 5, Browns 7. First base on balls—Off Baumgardner 2, off Taylor 1, off Harmon 2. Hit by pitched ball—By Harmon, Baumgardner. Struck out—By Baumgardner 3, by Harmon 2. Umpires—Hildebrand, Brennan. Time of game—2.05.

EIGHTH GAME.

CARDINALS.

BROWNS.

CARDINALS.							BROWNS.						
AB.R.H.P.A.E.							AB.R.H.P.A.E.						
Huggins, 2b.....	3	0	1	1	0	0	Shotten, cf.....	3	1	2	1	0	0
Magee, lf.....	2	0	0	1	0	0	Austin, 3b.....	3	0	0	0	2	0
Whitted, 3b.....	2	0	0	0	2	1	Wares, 2b.....	3	0	0	2	3	0
Oakes, cf.....	2	0	0	0	0	0	Walker, lf.....	3	0	0	1	0	0
Konetchy, 1b.....	1	0	0	7	1	0	Williams, rf.....	2	0	1	1	0	0
Evans, rf.....	2	0	0	1	0	0	Bisland, ss.....	1	0	0	0	1	1
O'Leary, ss.....	2	1	0	0	4	2	Crossin, 1b.....	2	0	0	7	0	1
Snyder, c.....	2	0	0	4	0	0	Agnew, c.....	2	0	0	3	0	0
Harmon, p.....	1	0	0	1	1	0	Leverenz, p.....	2	0	1	0	0	0
*Mowrey.....	1	0	0	0	0	0							
Totals.....	18	1	1	15	8	3	Totals.....	21	1	4	15	6	2

\* Batted for Harmon in the fifth inning.

Cardinals.....	0	0	0	0	0	1-1
Browns.....	0	0	1	0	0-1	

Sacrifice hit—Bisland. Stolen bases—Shotten, Konetchy. First base on balls—By Leverenz 2. Struck out—By Harmon 3, by Leverenz 2. Left on bases—Cardinals 4, Browns 6. Umpires—Brennan, Hildebrand. Time of game—1.10.



1, Bartel; 2, Cummings; 3, Radloff; 4, Hogan; 5, Kench; 6, Haidt; 7, Tallion; 8, Smith; 9, Lewis, Mgr.; 10, Prough; 11, Anderson; 12, Stuart; 13, McKee; 14, Matt. Cowat Bros., Photo.

**MANISTEE TEAM—CHAMPIONS MICHIGAN STATE LEAGUE.**



1, Steele; 2, Johnston; 3, Northrup; 4, Gavin; 5, Rossback; 6, Norton; 7, Concannon; 8, Stadille; 9, Seaton; 10, L. Clark, Pres.; 11, F. Weed, Mgr.; 12, C. T. Dolan, Sec'y-Treas.; 13, O'Day; 14, Moore; 15, Fortier; 16, Plaxton, Mascot.

**MOOSE JAW TEAM—WESTERN CANADA LEAGUE.  
Winner Second Season.**

# The Milwaukee-Denver Series

Milwaukee, winner of the American Association championship, and Denver, the Western League champions, played a post-season series, the best of seven games, from October 11 to October 19. Milwaukee winning four games to two. The American Association leaders started off with a one-sided victory, but lost the second and third games, 3—2 and 5—2. This ended Denver's success, for Milwaukee annexed the next three games by the close scores of 5—3, 7—6 and 9—8. The scores of the games follow:

## FIRST GAME.

### DENVER.

AB. R. H. P. A. E.

Quillin, 3b.....	3	0	0	4	3	0
Cassidy, rf.....	3	0	0	0	0	0
Channell, cf.....	3	0	1	1	0	0
Butcher, 2b.....	2	0	0	2	0	0
Elston, lf.....	1	0	1	0	0	0
Spahr, c.....	3	1	1	7	2	0
Coffey, ss.....	3	0	1	2	3	1
Fisher, 1b.....	3	0	1	9	0	0
R. Gilbert, p.....	3	0	1	0	2	0
Gilmore, lf.-rf.....	2	0	0	2	0	1
Block, rf.....	1	0	1	0	0	0
*Wolfgang.....	1	0	0	0	0	0
Harris, p.....	0	0	0	0	0	0

### MILWAUKEE.

AB. R. H. P. A. E.

Randall, rf.....	3	1	1	0	0	0
Blackburne, ss.....	4	2	2	1	5	0
Jones, 1b.....	5	2	3	12	0	0
Beall, lf.....	4	2	0	1	0	0
Gilbert, cf.....	3	1	3	2	0	0
Slapnicka, 3b.....	5	0	0	0	1	1
Burg, 2b.....	5	0	1	3	2	0
Hughes, c.....	3	0	0	8	1	0
Young, p.....	3	0	1	0	4	0

Totals .....28 1 7 27 10 2

Totals .....35 8 11 27 13 1

\* Batted for Fisher in the eighth inning.

Milwaukee.....	0	0	0	0	0	3	0	1	4—5
Denver.....	0	1	0	0	0	0	0	0	0—1

Two-base hits—Jones, R. Gilbert. Three-base hits—Coffey, Blackburne, Gilbert. Sacrifice hit—Young. Struck out—By Gilbert 7, by Young 8, by Harris 1. First base on balls—Off Gilbert 5, off Young 2. Double play—Spahr and Quillin. Balk—R. Gilbert. Wild pitch—R. Gilbert. Innings pitched—By Gilbert 8 1-3, 8 runs, 11 hits; by Harris 2-3, 0 runs, 0 hits. Stolen bases—Gilbert 2. Umpires—Murray, O'Toole. Time of game—2.00.

## SECOND GAME.

### DENVER.

AB. R. H. P. A. E.

Gilmore, lf.....	2	1	0	1	0	0
Cassidy, rf.....	4	0	1	2	0	0
Channell, cf.....	4	1	2	2	0	0
Butcher, 2b.....	4	0	2	4	1	0
Quillin, 3b.....	3	1	1	1	0	0
Block, c.....	4	0	2	8	0	0
Coffey, ss.....	3	0	0	1	3	0
Fisher, 1b.....	4	0	1	8	1	0
Hageman, p.....	2	0	0	0	3	0

### MILWAUKEE.

AB. R. H. P. A. E.

Randall, lf.....	4	1	1	0	0	0
Blackburne, ss.....	4	0	0	1	2	0
Jones, 1b.....	4	1	4	13	1	0
Beall, rf.....	4	0	1	2	0	0
Gilbert, cf.....	3	0	0	4	1	0
Clark, 3b.....	3	0	1	0	2	1
Burg, 2b.....	4	0	0	1	2	0
Hughes, c.....	3	0	1	6	2	0
Hovlik, p.....	1	0	0	0	4	0
*Dougherty.....	1	0	0	0	0	0
Cutting, p.....	0	0	0	0	0	0
†Slapnicka.....	0	0	0	0	0	0


Totals .....30 3 9 27 8 0

Totals .....31 2 8 27 14 1

\* Batted for Hovlik in the eighth inning. † Ran for Clark in the ninth inning.

Denver.....	0	0	1	0	2	0	0	0	0—3
Milwaukee.....	1	0	0	0	0	0	0	0	1—2

Two-base hits—Jones 2, Channell. Three-base hit—Quillin. Sacrifice hits—Quillin, Hageman, Hovlik. Sacrifice flies—Coffey, Gilbert. Left on bases—



1, Mullin; 2, Dooley; 3, Teague; 4, Kuykendall; 5, Kelly; 6, Burgess; 7, Brouters, Mgr.; 8, Hook, Bus. Mgr.; 9, Lackey, Sec'y; 10, Johnson; 11, Kisner; 12, Hurst; 13, Henderson; 14, Gosnell; 15, Whitaker.

PADUCAH TEAM—CHAMPIONS K.-I.-T. LEAGUE.



1, Cheney; 2, Roth; 3, Parker, Jr.; 4, Barnett; 5, Champlain; 6, Day; 7, Wilkes; 8, Dudley; 9, Davenport; 10, Murch; 11, Murphy; 12, Wagon. Moller, Photo.

THOMASVILLE TEAM—CHAMPIONS EMPIRE STATE LEAGUE.

Milwaukee 5, Denver 6. -Struck out—By Hageman 8, by Hovlik 3, by Cutting 2. Bases on balls—Off Hageman 1, off Hovlik 3. Innings pitched—By Hovlik 8, 3 runs, 9 hits; by Cutting 1, 0 runs, 0 hits. Umpires—Murray, O'Toole. Time of game—2.10.

THIRD GAME.

DENVER.

MILWAUKEE.

DENVER.							MILWAUKEE.						
AB.	R.	H.	P.	A.	E.		AB.	R.	H.	P.	A.	E.	
Gilmore, lf.....	4	0	0	4	0	0	Randall, rf.....	5	1	2	0	0	0
Cassidy, rf.....	4	2	3	0	0	0	Blackburne, ss.....	4	0	1	1	0	0
Channell, cf.....	4	1	2	3	0	0	Jones, 1b.....	3	0	1	6	0	0
Butcher, 2b.....	4	0	1	3	4	0	Beall, lf.....	4	0	0	2	0	0
Quillin, 3b.....	3	0	0	1	2	0	Gilbert, cf.....	4	1	2	2	0	1
Block, c.....	4	0	0	1	3	0	Clark, 3b.....	3	0	0	0	2	0
Coffey, ss.....	3	1	1	4	2	0	Burg, 2b.....	3	0	1	0	2	0
Fisher, 1b.....	4	1	2	11	0	0	Hughes, c.....	2	0	0	13	0	0
Wolfgang, p.....	3	0	0	0	2	0	Cutting, p.....	1	0	0	0	0	0
							*Marshall .....	1	0	0	0	0	0
							Hovlik, p.....	1	0	1	0	2	0
							†Slapnicka .....	1	0	0	0	0	0
Totals .....	33	5	9	27	13	0	Totals .....	32	2	8	24	6	1

\* Batted for Cutting in the fourth inning. † Batted for Hovlik in the ninth inning.

Milwaukee .....	0	0	2	0	0	0	0	0	0-2
Denver .....	2	0	1	2	0	0	0	0	x-5

Three-base hits—Cassidy, Channell, Fisher 2, Gilbert, Butcher. Home run—Channell. Stolen bases—Cassidy, Randall, Blackburne, Coffey. Struck out—By Cutting 5, by Hovlik 6, by Wolfgang 1. Bases on balls—Off Wolfgang 3, off Hovlik 1. Left on bases—Denver 6, Milwaukee 9. Innings pitched—By Cutting 4, 5 runs, 6 hits; by Hovlik 4, 3 runs, 0 hits. Umpires—O'Toole, Murray. Time of game—1.45.

FOURTH GAME.

DENVER.

MILWAUKEE.

DENVER.							MILWAUKEE.						
AB.	R.	H.	P.	A.	E.		AB.	R.	H.	P.	A.	E.	
Gilmore, lf.....	4	1	2	1	0	0	Randall, rf.....	4	0	1	3	0	0
Cassidy, rf.....	3	0	1	0	0	0	Blackburne, ss.....	4	0	1	3	3	0
Channell, cf.....	4	0	0	0	0	0	Jones, 1b.....	3	1	0	9	2	0
Butcher, 2b.....	1	1	0	5	4	1	Beall, lf.....	3	1	1	1	0	0
Quillin, 3b.....	4	1	2	0	0	1	J. Gilbert, cf.....	3	0	2	2	0	0
Block, c.....	4	0	1	8	3	0	Clark, 3b.....	4	0	0	2	1	1
Coffey, ss.....	4	0	1	3	4	0	Burg, 2b.....	2	1	1	3	2	1
Fisher, 1b.....	3	0	0	7	1	0	Hughes, c.....	3	1	1	4	3	0
R. Gilbert, p.....	3	0	0	0	1	0	Slapnicka, p.....	2	1	0	0	1	0
*Elston .....	1	0	1	0	0	0							
†Wolfgang .....	1	0	0	0	0	0							
Totals .....	32	3	8	24	13	2	Totals .....	28	5	7	27	12	2


\* Batted for Fisher in the ninth inning. † Batted for R. Gilbert in the ninth inning.

Denver .....	1	0	0	0	0	2	0	0	0-3
Milwaukee .....	0	0	0	0	0	0	1	2	2-5

Earned runs—Denver 2, Milwaukee 4. Two-base hit—Gilmore. Three-base hits—Quillin, Coffey, Hughes, Beall, J. Gilbert, Elston. Sacrifice hits—Jones, Cassidy. Sacrifice fly—Butcher. Stolen base—Hughes. Struck out—By R. Gilbert 7, by Slapnicka 2. First base on balls—Off Gilbert 4, off Slapnicka 2. Double play—Jones (unassisted). Wild pitch—R. Gilbert. Left on bases—Denver 6, Milwaukee 4. Umpires—Murray, O'Toole. Time of game—2.00.



1, Shumaker; 2, Edwards; 3, Smith; 4, Hirsch; 5, Clancy, Mgr.; 6, Harding; 7, Lee; 8, Roberts; 10, O'Halloran; 11, Gates; 12, Harding; 13, Stewart; 14, Simpson, Mascot; 15, Pullman, Mascot. Moose & Son, Photo.  
WINSTON-SALEM TEAM—CHAMPIONS NORTH CAROLINA LEAGUE.



1, Wilson; 2, Levinson; 3, Gascon; 4, Stimpson; 5, Schafer; 6, Gallant; 7, Standish; 8, Crosman; 9, Hammerschmidt; 10, Robtoy; 11, W. C. Pierce, Mgr.

YPSILANTI (MICH.) TEAM—CHAMPIONS BORDER LEAGUE.

FIFTH GAME.

DENVER.

AB.R.H.P.A.E.

Gilmore, lf.....	4	1	2	3	0	0
Cassidy, rf.....	4	2	1	2	0	0
Channell, cf.....	5	2	2	2	0	0
Butcher, 2b.....	3	1	2	1	2	0
Quillin, 3b.....	5	0	2	2	3	1
Block, c.....	5	0	1	2	1	0
Coffey, ss.....	4	0	1	2	0	0
Fisher, 1b.....	4	0	0	7	0	1
Hageman, p.....	2	0	0	5	1	0
*Elston.....	1	0	0	0	0	0
Harris, p.....	0	0	0	0	1	0

Totals .....36 6 11 27 8 2

MILWAUKEE.

AB.R.H.P.A.E.

Randall, rf.....	4	1	1	0	0	0
Blackburne, ss.....	4	2	1	4	1	0
Jones, 1b.....	4	2	2	6	1	0
Beall, rf.....	5	1	2	2	1	1
Gilbert, cf.....	5	1	1	1	0	0
Clark, 3b.....	3	0	1	1	3	2
Burg, 2b.....	3	0	1	2	1	1
Hughes, c.....	4	0	2	2	2	0
Cutting, p.....	2	0	0	4	0	0
Hovlik, p.....	2	0	0	5	1	0

Totals .....36 7 11 27 10 4

\* Batted for Hageman in the eighth inning.

Denver .....	2	0	0	1	1	0	1	0	1-6
Milwaukee .....	3	0	0	0	0	1	0	2	1-7

Three-base hits—Clark. Butcher. Gilbert. Channell. Sacrifice fly—Gilbert. Struck out—By Cutting 3, by Hovlik 5, by Hageman 4, by Harris 1. First base on balls—Off Cutting 4, off Hovlik 2, off Hageman 2, off Harris 2. Double plays—Hovlik, Blackburne and Jones; Gilbert and Hughes. Innings pitched—By Cutting 4 1-3 4 runs, 6 hits; by Hovlik 4 2-3, 2 runs, 5 hits; by Hageman 8, 6 runs, 8 hits; by Harris 1, 1 run, 3 hits. Umpires—O'Toole, Murray. Time of game—2.25.

SIXTH GAME.

DENVER.

AB.R.H.P.A.E.

Gilmore, lf.....	4	1	2	2	0	1
Cassidy, rf.....	2	0	0	1	0	0
Channell, cf.....	4	1	2	4	0	0
Butcher, 2b.....	2	1	2	2	1	0
Quillin, 3b.....	4	1	1	0	0	0
Spahr, c.....	5	1	1	10	1	1
Coffey, ss.....	5	0	1	2	4	0
Fisher, 1b.....	4	1	1	3	1	1
Wolfgang, p.....	4	1	1	0	0	1
Elston, rf.....	0	1	0	0	0	0
Gilbert, p.....	1	0	0	0	0	0

Totals .....35 8 11 24 7 4

MILWAUKEE.


AB.R.H.P.A.E.

Randall, rf.....	4	2	2	1	1	0
Blackburne, ss.....	4	2	3	1	2	0
Jones, 1b.....	4	2	3	10	0	1
Beall, lf.....	5	0	1	1	0	0
Gilbert, cf.....	4	2	2	0	1	0
Clark, 3b.....	2	1	0	1	3	1
Burg, 2b.....	4	0	1	2	1	2
Hughes, c.....	5	0	1	11	1	0
Young, p.....	3	0	0	0	0	0
Dougherty, p.....	1	0	0	0	0	0
Slapnicka, p.....	0	0	0	0	0	0

Totals .....36 9 13 27 9 4

Denver .....	5	0	0	0	0	2	0	1	0-8
Milwaukee .....	1	0	1	1	0	0	3	3	8-9

Two-base hit—Randall. Three-base hits—Spahr, Jones. Stolen bases—Beall 2, Jones, Butcher 2, Hughes, Gilbert. Double plays—Young, Blackburne and Jones; Randall and Jones. Struck out—By Wolfgang 6, by Gilbert 2, by Young 5, by Dougherty 2, by Slapnicka 2. First base on balls—Off Wolfgang 7, off Young 4, off Dougherty 1. Passed ball—Spahr. Hit by pitched ball—Fisher. Umpires—Murray, O'Toole. Time of game—2.20.



1, Conley; 2, Stone; 3, Dedrich; 4, Morey; 5, White; 6, Murphy; 7, Condon; 8, Keaney; 9, Duggan, Mgr.; 10, Ganley, Capt.; 11, Callahan; 12, Phelan.

FREDERICTON TEAM—CHAMPIONS NEW BRUNSWICK-MAINE LEAGUE.



GADSDEN TEAM—CHAMPIONS GEORGIA-ALABAMA LEAGUE.



## Major League Statistics of 1913

From a general observation of the games which were played in the major leagues during the season of 1913, it would appear that the pitchers in both the National and the American Leagues are again beginning to show that in the long run they will master the batters opposed to them, no matter what may be the conditions under which they are asked to perform.

There were fewer games which might be called "slug-fests" in both leagues. The New York club in the National League, which was not composed of the heaviest batters of the league, in the sense that they were long distance batters, made more hits in one game than any other club in the league. When going at its best it was one of the most consistent batting teams in the league, but unfortunately for its record, the players fell off mightily after they had the championship won, or almost had it won, and never returned to their normal strength.

There were more extra inning games in the National League in 1913 than there were in 1912. This seems to be another argument showing that pitchers are not deteriorating, in spite of the fact that some are pessimistic enough to believe that such is the case. If pitchers were on the down grade it would be an easy matter to overwhelm them, as a rule, after they had gone the normal limit of nine innings to each game.

There were many shut-outs in both major leagues. This is not wholly an argument in confirmation of increasing pitching energy, for sometimes a shut-out is as much due to good fielding as it is to unusually good work on the part of a pitcher, yet it would seem that if a team is shut out the pitcher on the opposing side certainly must have done some good work in the box. Poor pitching only in the rarest of situations would lead toward a shut-out game.

In more than fifty games the National League pitchers held their rivals to less than three hits. This is a better record than the National League has made in some years and would strengthen the claim of increased activity on the part of the pitchers. It is doubtful whether it will be necessary very soon to pass legislation to curb the pitchers, as has happened before in Base Ball, but if it should be shown by constantly increasing good work and efficiency on the part of the pitchers that they are beginning to dwarf the game and to curtail its spectacular effect on the side of batting, there may arise a situation where the rules committee of the major leagues will have its ability tested to equalize the three great departments—pitching, batting and fielding.

In the American League there was a significant increase in the number of long distance games. It was not unusual for extra-inning contests to be played. There were much fewer tie games in the American League than in the National League, but there were plenty in the American League in which one of the contesting teams was shut out with no run.

Not a pitcher in either league pitched a no-hit game. Once or twice it appeared as if that unusual performance might eventuate, but it did not. Tyler of Boston was very close to such a game against the New York National League club.

Walter Johnson of the Washington club easily held the best pitching record of the year. He shut out his opponents a dozen times and in some instances had he not done so he would have lost his game. It was a victory by Boston, 1 to 0, in eleven innings, which stopped Johnson's winning career early in the season.

**NATIONAL LEAGUE.****GAMES OF MANY HITS.**

## Twenty-two Hits.

July 11—New York, off Lavender-Pierce-Richie (Chicago).

## Twenty-one Hits.

May 4—St. Louis, off Richie-Humphries (Chicago).

Aug. 27—St. Louis, off Brennan-Imlay-Rixey-Haislip (Philadelphia).

## Twenty Hits.

April 18—New York, off Tyler-Brown (Boston).

May 21—Philadelphia, off Johnson-Harter-Smith (Cincinnati).

July 2—Boston, off Stack-Wagner (Brooklyn).

July 23—Chicago, off Chalmers-Rixey-Brennan-Marshall-Imlay-Meyer (Philadelphia).

Aug. 16—Brooklyn, off Griner-Geyer-Trekell (St. Louis).

## Nineteen Hits.

May 15—Cincinnati, off Hess-Dickson-Gervais-Strand (Boston).

Aug. 4—Cincinnati, off Rudolph-Noyes (Boston).

Aug. 14—Pittsburgh, off Allen-Wagner-Walker-Yingling (Brooklyn).

Sept. 11—Boston, off Suggs-Packard-Ames (Cincinnati).

## Eighteen Hits.

June 11—Pittsburgh, off Stack-Yingling-Kent (Brooklyn).

June 19—Brooklyn, off Marbet-Harmon (St. Louis).

June 27—Brooklyn, off Mayer-Brennan (Philadelphia).

June 30—Chicago, off Camnitz-Cooper-Eayrs (Pittsburgh).

July 7—Boston, off Moore-Chalmers-Rixey-Marshall-Imlay (Philadelphia).

Aug. 18—Chicago, off Alexander-Brennan-Mayer-Imlay (Philadelphia).

Oct. 4—New York, off Brennan-Marshall (Philadelphia).

## Seventeen Hits.

May 29—Cincinnati, off Perritt-Geyer-Willis-Burk (St. Louis).

June 9—Brooklyn, off Robinson-Adams (Pittsburgh).

July 1—New York, off Alexander-Rixey-Mayer-Marshall (Philadelphia).

July 1—Cincinnati, off Griner-Steele (St. Louis).

July 2—New York, off Chalmers-Moore (Philadelphia).

July 9—Cincinnati, off Ragon (Brooklyn).

July 12—Philadelphia, off Griner-Geyer (St. Louis).

Aug. 11—Pittsburgh, off Suggs-Herbert (Cincinnati).

Aug. 23—Pittsburgh, off Brennan-Seaton-Imlay-Rixey (Philadelphia).

Sept. 8—Philadelphia, off Quinn-James (Boston).

## Sixteen Hits.

April 21—Pittsburgh, off Griner-Geyer (St. Louis).

May 28—St. Louis, off Pierce-Lavender-Cheney (Chicago), seventeen inn'gs.

June 7—New York, off Harmon-Burk (St. Louis).

June 28—Boston, off Demaree-Marquard-Fromme-Crandall (New York).

June 30—Boston, off Rucker-Wagner (Brooklyn).

Aug. 5—Chicago, off Rudolph-Noyes (Boston).

Aug. 15—Chicago, off Hess-Perdue-James-Strand (Boston).

Sept. 21—Philadelphia, off Stack-Lavender (Chicago), eleven innings.

Sept. 25—New York, off Ragon-Pfeffer (Brooklyn).

Sept. 29—Brooklyn, off Alexander (Philadelphia), fourteen innings.

## Fifteen Hits.

April 12—Pittsburgh, off Fromme-McManus-Smith (Cincinnati).

April 14—Pittsburgh, off Richie-Toney-Humphries (Chicago).

May 15—Brooklyn, off Steele-Perritt-Sallee (St. Louis).

May 15—St. Louis, off Ragon-Rucker (Brooklyn).

May 20—St. Louis, off Mathewson-Wiltse (New York).

June 16—Chicago, off Alexander-Hartrauft-Marshall-Chalmers (Philadel.).

June 23—Philadelphia, off Ames (Cincinnati).

June 25—Brooklyn, off Chalmers-Alexander-Brennan (Philadelphia).

Fifteen Hits—(Continued).

- June 26—New York, off Hess-Noyes (Boston).
- June 28—Pittsburgh, off Griner-Perritt (St. Louis).
- July 7—Philadelphia, off Perdue (Boston).
- July 21—Brooklyn, off Hendrix-Robinson-Cooper (Pittsburgh).
- July 31—Philadelphia, off Brown-Herbert (Cincinnati).
- Aug. 3—Chicago, off Ragon-Wagner (Brooklyn).
- Aug. 8—Philadelphia, off Lavender-Moore-Richie (Chicago).
- Aug. 18—Brooklyn, off Harmon (St. Louis).
- Aug. 23—Philadelphia, off Cooper-Luhson (Pittsburgh).
- Aug. 23—Boston, off Perritt-Harmon (St. Louis).
- Aug. 25—Boston, off O'Toole-Robinson-McQuillan (Pittsburgh).
- Aug. 27—Philadelphia, off Griner-Harmon (St. Louis).
- Sept. 8—Pittsburgh, off Ames-Packard-Harrington (Cincinnati).
- Sept. 11—Cincinnati, off Hess-Noyes (Boston).
- Sept. 15—Pittsburgh, off Rudolph (Boston).
- Sept. 30—Boston, off Fromme-Schupp (New York).
- Oct. 3—New York, off Camnitz-Finneran (Philadelphia).

GAMES OF FEW HITS.

One-hit Games.

- May 4—Fromme (Cin.) vs. Pitts.
- Aug. 19—Suggs (Cin.) vs. Boston.
- Sept. 3—Tyler (Bost.) vs. N. Y.

Two-hit Games.

- April 10—Perdue (Bost.) vs. N. Y.
- April 22—Perritt (St. L.) vs. Pitts.
- April 23—Hendrix (Pitts.) vs. St. L.
- May 3—Adams (Pitts.) vs. Cin.
- May 8—Dickson (Bost.) vs. Pitts.
- May 9—Alexander (Phila.) vs. St. L.
- May 20—Harmon (St. L.) vs. N. Y.
- May 30—Ragon-Yingling (Brook.) vs. Bost.
- June 5—Rucker (Brook.) vs. Cin.
- July 23—Marquard (N. Y.) vs. Pitts.
- Aug. 1—Hess (Bost.) vs. St. L.
- Aug. 10—Reulbach (Brook.) vs. St. L.
- Aug. 14—Pierce (Chic.) vs. Bost.
- Aug. 26—Johnson-Brown (Cin.) vs. N. Y.
- Sept. 6—Reulbach (Brook.) vs. N. Y.
- Sept. 13—Vaughn (Chic.) vs. Brook.

Three-hit Games.

- April 17—Cheney (Chic.) vs. St. L.
- April 21—Mayer (Phila.) vs. Brook.
- April 23—Steele (St. L.) vs. Pitts.
- April 24—James (Bost.) vs. Brook. (12 innings).
- April 25—Alexander (Phila.) vs. N. Y. (11 innings).
- May 3—Chalmers (Phila.) vs. N. Y.
- May 6—Ragon-Rucker (Brook.) vs. Chic.
- May 8—Rucker (Brook.) vs. Chic.
- May 8—Lavender (Chic.) vs. Brook.
- May 12—Mathewson (N. Y.) vs. Chic.
- May 21—Seaton (Phila.) vs. Cin.
- May 31—Suggs (Cin.) vs. St. L.
- June 3—Ames (Cin.) vs. Brook.
- June 7—Mayer (Phila.) vs. Pitts.
- June 14—Curtis-Ragon-Wagner (Brk.) vs. Chic.
- June 17—O'Toole (Pitts.) vs. Bost.
- June 19—Humphries (Chic.) vs. Phila.
- June 27—Stack (Brook.) vs. Phila.
- July 7—Robinson (Pitts.) vs. Cin.
- July 9—Marquard (N. Y.) vs. Chic.
- July 9—Adams (Pitts.) vs. Phila.
- July 14—Curtis (Brook.) vs. Chic.
- July 26—Sallee (St. L.) vs. N. Y.
- Aug. 4—Demaree-Marquard (N. Y.) vs. Pitts.
- Aug. 8—Walker-Reulbach (Brook.) vs. St. L.
- Aug. 11—Adams (Pitts.) vs. Cin.
- Aug. 26—Adams (Pitts.) vs. Bost.
- Aug. 30—Tyler (Bost.) vs. Brook.
- Sept. 2—Vaughn (Chic.) vs. St. L.
- Sept. 5—Quinn (Bost.) vs. Phila.
- Sept. 6—Perdue (Bost.) vs. Phila.
- Sept. 8—Seaton (Phila.) vs. Bost.
- Sept. 19—Marquard (N. Y.) vs. St. L.
- Sept. 24—Rudolph (Bost.) vs. Phila.
- Sept. 28—Packard (Cin.) vs. Chic.
- Sept. 30—Walker (Brook.) vs. Phila.

EXTRA INNING GAMES.

Seventeen Innings.

- May 28—Chicago, 8; St. Louis, 7.

Sixteen Innings.

- July 19—Philadelphia, 3; Cincinnati, 2.

## Fourteen Innings.

May 19—New York, 3; Pittsburgh, 1.	Aug. 15—Brooklyn, 3; Pittsburgh, 3.
May 29—New York, 7; Phila., 6.	Sept. 1—New York, 2; Boston, 1.
June 26—Brooklyn, 5; Philadelphia, 2.	Sept. 29—Brooklyn, 4; Philadelphia, 4.

## Thirteen Innings.

April 22—Philadelphia, 2; N. Y., 2.	May 30—Cincinnati, 5; St. Louis, 3.
April 29—New York, 6; Brooklyn, 0.	Sept. 15—New York, 4; Chicago, 3.
May 4—St. Louis, 10; Chicago, 8.	

## Twelve Innings.

April 18—Pittsburgh, 5; Cincinnati, 5.	May 17—Pittsburgh, 1; New York, 1.
April 24—Boston, 1; Brooklyn, 0.	June 27—Pittsburgh, 4; St. Louis, 3.
May 7—Boston, 2; Pittsburgh, 1.	July 7—Philadelphia, 3; Boston, 2.
May 10—Boston, 1; St. Louis, 1.	Aug. 22—Philadelphia, 3; Pitts., 3.

## Eleven Innings.

April 21—Chicago, 7; Cincinnati, 6.	July 4—Pittsburgh, 3; St. Louis, 3.
April 25—Philadelphia, 0; N. Y., 0.	July 15—Pittsburgh, 6; Boston, 3.
April 30—Boston, 2; Philadelphia, 1.	July 16—Brooklyn, 4; Chicago, 3.
May 12—Philadelphia, 6; Pitts., 5.	July 22—New York, 2; Pittsburgh, 1.
May 19—Brooklyn, 2; St. Louis, 1.	Aug. 12—New York, 6; Brooklyn, 5.
May 24—St. Louis, 4; Cincinnati, 3.	Aug. 15—Philadelphia, 3; Cincin., 2.
May 26—Philadelphia, 8; Brooklyn, 5.	June 13—Chicago, 7; Brooklyn, 6.
June 10—St. Louis, 8; Boston, 7.	Aug. 16—Boston, 8; Cincinnati, 7.
June 13—Chicago, 7; Brooklyn, 6.	Sept. 13—Cincinnati, 5; Boston, 4.
July 3—New York, 4; Phila., 2.	Sept. 21—Chicago, 8; Philadelphia, 7.

## Ten Innings.

April 15—Chicago, 5; Pittsburgh, 4.	July 15—Philadelphia, 3; St. Louis, 2.
April 17—New York, 3; Boston, 2.	July 22—Cincinnati, 4; Boston, 3.
April 26—St. Louis, 6; Cincinnati, 5.	Aug. 1—Pittsburgh, 3; Brooklyn, 2.
May 5—Brooklyn, 3; Boston, 2.	Aug. 6—Chicago, 4; Brooklyn, 3.
May 6—Boston, 3; Pittsburgh, 2.	Aug. 29—Philadelphia, 3; N. Y., 2.
May 7—Philadelphia, 4; St. Louis, 3.	Sept. 1—New York, 3; Boston, 2.
May 19—Cincinnati, 9; Boston, 8.	Sept. 1—Cincinnati, 5; Pittsburgh, 4.
May 31—Boston, 3; Brooklyn, 3.	Sept. 4—Pittsburgh, 5; St. Louis, 4.
June 8—Chicago, 2; New York, 1.	Sept. 5—Philadelphia, 0; Boston, 0.
June 10—Chicago, 3; New York, 2.	Sept. 10—St. Louis, 2; Philadelphia, 1.
June 11—New York, 5; Chicago, 2.	Sept. 13—Philadelphia, 2; St. Louis, 1.
June 23—Brooklyn, 4; New York, 2.	Sept. 15—Cincinnati, 2; Phila., 1.
June 25—Pittsburgh, 9; St. Louis, 1.	Sept. 19—St. Louis, 1; New York, 0.
June 30—New York, 11; Phila., 10.	Sept. 19—Pittsburgh, 5; Phila., 4.
July 28—Pittsburgh, 6; Phila., 4.	Sept. 19—Cincinnati, 1; Brooklyn, 0.
July 12—Chicago, 6; Brooklyn, 5.	

## HIGH SCORE GAMES.

April 18—New York, 13; Boston, 4.	July 23—Chicago, 13; Philadelphia, 8.
May 14—New York, 14; Chicago, 11.	July 25—Pittsburgh, 12; Phila., 2.
May 21—Philadelphia, 12; Cincin., 0.	Aug. 3—Chicago, 12; Brooklyn, 5.
May 24—St. Louis, 12; Cincinnati, 4.	Aug. 4—Cincinnati, 13; Boston, 4.
May 29—Cincinnati, 13; St. Louis, 10.	Aug. 5—Chicago, 13; Brooklyn, 2.
June 9—St. Louis, 12; Boston, 6.	Aug. 8—Philadelphia, 16; Chicago, 3.
June 16—Chicago, 13; Philadelphia, 3.	Aug. 11—Pittsburgh, 13; Cincin., 1.
June 25—Cincinnati, 12; Chicago, 4.	Aug. 15—Chicago, 14; Boston, 6.
June 28—Pittsburgh, 12; St. Louis, 5.	Aug. 16—Brooklyn, 14; St. Louis, 5.
June 30—Chicago, 12; Pittsburgh, 2.	Aug. 23—Pittsburgh, 13; Phila., 8.
July 2—Brooklyn, 15; Boston, 3.	Aug. 27—St. Louis, 15; Phila., 4.
July 3—Boston, 17; Brooklyn, 4.	Aug. 30—Boston, 13; Brooklyn, 0.
July 4—St. Louis, 12; Pittsburgh, 8.	Sept. 8—Philadelphia, 13; Boston, 0.
July 5—Chicago, 12; Cincinnati, 6.	Sept. 8—Pittsburgh, 15; Cincinnati, 2.
July 7—Boston, 15; Philadelphia, 11.	Sept. 11—Cincinnati, 12; Boston, 11.
July 11—New York, 14; Chicago, 4.	Oct. 3—New York, 13; Phila., 3.
July 12—Philadelphia, 12; St. Louis, 1.	Oct. 4—New York, 12; Phila., 7.
July 21—Brooklyn, 13; Pittsburgh, 6.	

## SHUT-OUT GAMES.

- April 9—Philadelphia, 1; Brooklyn, 0 (Seaton vs. Rucker).  
 April 10—Boston, 8; New York, 0 (Perdue).  
 April 16—Cincinnati, 5; St. Louis, 0 (Johnson), seven innings.  
 April 18—Philadelphia, 1; Brooklyn, 0 (Seaton vs. Rucker).  
 April 19—Philadelphia, 1; Brooklyn, 0 (Brennan vs. Ragon).  
 April 22—Pittsburgh, 1; St. Louis, 0 (Camnitz vs. Perritt).  
 April 24—Boston, 1; Brooklyn, 0 (James vs. Allen), twelve innings.  
 April 25—Philadelphia, 0; New York, 0 (Alexander vs. Demaree), 11 inns.  
 April 29—New York, 6; Brooklyn, 0 (Mathewson), thirteen innings.  
 May 1—Philadelphia, 1; New York, 0 (Alexander vs. Tesreau).  
 May 4—Pittsburgh, 1; Cincinnati, 0 (Adams vs. Fromme).  
 May 8—Cincinnati, 4; New York, 0 (Johnson).  
 May 10—Philadelphia, 6; Pittsburgh, 0 (Rixey and Seaton).  
 May 14—Boston, 7; St. Louis, 0 (Tyler).  
 May 20—St. Louis, 8; New York, 0 (Harmon).  
 May 21—Philadelphia, 12; Cincinnati, 0 (Seaton).  
 May 22—Pittsburgh, 1; Brooklyn, 0 (Cooper), five innings.  
 May 22—Philadelphia, 3; Brooklyn, 0 (Alexander).  
 May 25—Cincinnati, 1; Pittsburgh, 0 (Benton vs. Adams and Hendrix).  
 May 27—Boston, 1; New York, 0 (Tyler vs. Mathewson).  
 May 31—Pittsburgh, 4; Chicago, 0 (Adams).  
 May 31—Cincinnati, 8; St. Louis, 0 (Suggs).  
 May 31—Brooklyn, 2; Boston, 0 (Stack).  
 June 3—Cincinnati, 1; Brooklyn, 0 (Ames vs. Allen and Yingling).  
 June 4—Chicago, 5; Boston, 0 (Overall).  
 June 4—Philadelphia, 4; Pittsburgh, 0 (Alexander).  
 June 5—Brooklyn, 4; Cincinnati, 0 (Rucker).  
 June 7—Philadelphia, 6; Pittsburgh, 0 (Mayer).  
 June 14—Philadelphia, 7; St. Louis, 0 (Seaton and Moore).  
 June 17—Chicago, 4; Philadelphia, 0 (Smith).  
 June 17—Boston, 1; Pittsburgh, 0 (Perdue vs. O'Toole).  
 June 18—Chicago, 4; Philadelphia, 0 (Humphries).  
 June 21—Brooklyn, 2; New York, 0 (Rucker).  
 June 22—Chicago, 5; St. Louis, 0 (Pierce), five innings.  
 June 24—St. Louis, 1; Chicago, 0 (Griner vs. Lavender and Reulbach).  
 June 24—New York, 4; Brooklyn, 0 (Tesreau).  
 July 1—New York, 10; Philadelphia, 0 (Marquard).  
 July 3—Pittsburgh, 4; St. Louis, 0 (Hendrix).  
 July 4—Cincinnati, 4; Chicago, 0 (Brown).  
 July 6—Chicago, 6; St. Louis, 0 (Pierce).  
 July 9—New York, 3; Chicago, 0 (Marquard).  
 July 9—Pittsburgh, 3; Philadelphia, 0 (Adams).  
 July 18—New York, 5; St. Louis, 0 (Mathewson).  
 July 23—New York, 2; Pittsburgh, 0 (Marquard).  
 July 26—St. Louis, 7; New York, 0 (Sallee).  
 July 28—New York, 4; St. Louis, 0 (Mathewson).  
 July 29—New York, 1; St. Louis, 0 (Demaree vs. Doak).  
 July 30—Chicago, 5; New York, 0 (Cheney).  
 Aug. 1—Boston, 8; St. Louis, 0 (Hess).  
 Aug. 5—Philadelphia, 1; St. Louis, 0 (Alexander vs. Sallee).  
 Aug. 2—St. Louis, 2; Brooklyn, 0 (Doak).  
 Aug. 10—Brooklyn, 3; St. Louis, 0 (Reulbach).  
 Aug. 14—Philadelphia, 1; Cincinnati, 0 (Alexander vs. Ames).  
 Aug. 16—St. Louis, 1; Brooklyn, 0 (Sallee vs. Yingling).  
 Aug. 19—Cincinnati, 2; Boston, 0 (Suggs).  
 Aug. 20—Brooklyn, 8; St. Louis, 0 (Yingling).  
 Aug. 24—Philadelphia, 3; St. Louis, 0 (Rixey).  
 Aug. 26—Pittsburgh, 3; Boston, 0 (Adams).  
 Aug. 26—New York, 1; Cincinnati, 0 (Mathewson vs. Johnson and Brown).  
 Aug. 27—Chicago, 3; Brooklyn, 0 (Vaughn).  
 Aug. 30—Boston, 13; Brooklyn, 0 (Tyler).  
 Aug. 31—Chicago, 10; Pittsburgh, 0 (Humphries).  
 Sept. 5—Philadelphia, 1; Boston, 0 (Seaton vs. Quinn).  
 Sept. 5—Philadelphia, 0; Boston, 0 (Alexander vs. Rudolph), ten innings.  
 Sept. 5—New York, 5; Brooklyn, 0 (Demaree), eight innings.  
 Sept. 6—Brooklyn, 2; New York, 0 (Reulbach).  
 Sept. 8—Philadelphia, 13; Boston, 0 (Seaton).

## Shut-out Games—(Continued).

- Sept. 9—Chicago, 4; St. Louis, 0 (Stack).  
 Sept. 9—Brooklyn, 2; Pittsburgh, 0 (Yingling).  
 Sept. 13—Chicago, 4; Brooklyn, 0 (Vaughn).  
 Sept. 13—Pittsburgh, 8; New York, 0 (Hendrix).  
 Sept. 13—Boston, 1; Cincinnati, 0 (Perdue), five innings.  
 Sept. 13—Philadelphia, 2; St. Louis, 0 (Alexander).  
 Sept. 14—Chicago, 7; New York, 0 (Cheney).  
 Sept. 16—Philadelphia, 4; Cincinnati, 0 (Mayer), six innings.  
 Sept. 18—Chicago, 3; Boston, 0 (Pierce).  
 Sept. 18—Boston, 3; Chicago, 0 (Hess).  
 Sept. 19—St. Louis, 1; New York, 0 (Sallee vs. Mathewson), ten innings.  
 Sept. 19—New York, 2; St. Louis, 0 (Marquard).  
 Sept. 19—Cincinnati, 1; Brooklyn, 0 (Packard vs. Reulbach), ten innings.  
 Sept. 20—Pittsburgh, 1; Brooklyn, 0 (Robinson vs. Allen).  
 Sept. 21—Boston, 2; St. Louis, 0 (Quinn).  
 Sept. 21—Cincinnati, 2; New York, 0 (Johnson).  
 Sept. 23—Brooklyn, 1; Pittsburgh, 0 (Rucker vs. Conzelman).  
 Sept. 24—Boston, 4; Philadelphia, 0 (Rudolph).  
 Sept. 27—Brooklyn, 4; New York, 0 (Rucker).  
 Sept. 28—Cincinnati, 2; Chicago, 0 (Packard).  
 Sept. 30—Boston, 8; New York, 0 (Tyler).

## TIE GAMES.

- April 18—Pittsburgh, 5; Cincinnati, 5 (twelve innings).  
 April 22—Philadelphia, 2; New York, 2 (thirteen innings).  
 April 23—Chicago, 5; Cincinnati, 5 (nine innings).  
 April 25—Philadelphia, 0; New York, 0 (eleven innings).  
 May 17—Pittsburgh, 1; New York, 1 (twelve innings).  
 May 31—Boston, 3; Brooklyn, 3 (ten innings).  
 July 4—Pittsburgh, 3; St. Louis, 3 (eleven innings).  
 Aug. 15—Pittsburgh, 3; Brooklyn, 3 (fourteen innings).  
 Aug. 22—Pittsburgh, 3; Philadelphia, 3 (twelve innings).  
 Sept. 1—Chicago, 2; St. Louis, 2 (eight innings).  
 Sept. 5—Philadelphia, 0; Boston, 0 (ten innings).  
 Sept. 15—Cincinnati, 2; Philadelphia, 2 (ten innings).  
 Sept. 19—Pittsburgh, 3; Philadelphia, 3 (nine innings).  
 Sept. 29—Brooklyn, 4; Philadelphia, 4 (fourteen innings).  
 Oct. 3—New York, 4; Philadelphia, 4 (nine innings).

## AMERICAN LEAGUE.

## GAMES OF MANY HITS.

## Twenty-five Hits.

- Sept. 23—Philadelphia, off Williams-Comstock (Detroit).

## Twenty-one Hits.

- Sept. 12—Boston, off Grover-Lorenz (Detroit).

## Twenty Hits.

- June 25—Philadelphia, off Johnson-Gallia (Washington).  
 Sept. 11—Detroit, off Bedient-Hall-Anderson (Boston).

## Eighteen Hits.

- Sept. 17—Chicago, off Ford-Pieh (New York).  
 Oct. 4—Washington, off Anderson (Boston).  
 Oct. 5—St. Louis, off Blanding (Cleveland).

## Seventeen Hits.

- May 24—Detroit, off Weilman-Mitchell (St. Louis).  
 May 31—Philadelphia, off Clark-Klepfer (New York).  
 June 20—New York, off Groom-Hughes (Washington).  
 July 11—New York, off O'Brien-White-Smith (Chicago).  
 July 21—Philadelphia, off Weilman-Stone (St. Louis).  
 Aug. 15—Philadelphia, off Kahler-Falkenberg-Cullop (Cleveland).

Sixteen Hits.

- May 15—Boston, off Weilman-Adams (St. Louis).
- June 4—Philadelphia, off Dubuc-House-Clauss (Detroit).
- June 5—St. Louis, off Mullin-Altrock-Gallia (Washington).
- June 7—Detroit, off Groom-Engle (Washington).
- June 26—St. Louis, off Dauss-House-Zamloch (Detroit), fourteen innings.
- June 26—Philadelphia, off Mullin-Engel-Wilson (Washington).
- Aug. 15—Washington, off Hall-Lake-House (Detroit).
- Sept. 3—New York, off Anderson (Boston).
- Sept. 22—New York, off Falkenberg-Steen (Cleveland).

Fifteen Hits.

- April 12—Chicago, off Mitchell-Steen-Glavenich (Cleveland), seven innings.
- April 21—Cleveland, off Mitchell-Stone-Adams (St. Louis).
- May 3—Chicago, off Hall-House (Detroit), eleven innings.
- May 25—Cleveland, off Russell-Benz-Smith (Chicago).
- May 29—Philadelphia, off Keating (New York).
- June 2—Philadelphia, off Mullin-Boehling-Hughes-Engel (Washington).
- June 4—Cleveland, off Warhop-McConnell-Clark (New York).
- June 19—New York, off Mitchell-Hamilton (St. Louis).
- July 11—Philadelphia, off Kahler-Blanding (Cleveland).
- July 12—Philadelphia, off Dubuc-House-Lake (Detroit).
- July 20—Philadelphia, off Leverenz-Allison (St. Louis).
- Aug. 2—Detroit, off Fisher (New York).
- Aug. 24—Philadelphia, off Weilman-Stone (St. Louis).
- Sept. 17—Philadelphia, off Mitchell-Baumgardner (St. Louis).
- Sept. 24—Philadelphia, off Leonard-Hall-Anderson-Moseley (Boston).
- Oct. 3—Philadelphia, off Caldwell (New York).
- Oct. 5—Chicago, off Comstock-Williams (Detroit).
- Oct. 5—Detroit, off Scott-Lathrop (Chicago).

GAMES OF FEW HITS.

One-hit Games.

- July 21—Hamilton (St. L.) vs. N. Y.
- July 6—Mitchell (Cleve.) vs. Chic.
- July 14—Russell (Chic.) vs. Bost.
- July 15—Hamilton (St. L.) vs. N. Y.
- Sept. 6—Cashion-Engel-Bentley (Wash.) vs. N. Y.

Two-hit Games.

- April 23—Johnson (Wash.) vs. Boston.
- April 26—Russell (Chic.) vs. St. L.
- May 5—Plank (Phila.) vs. N. Y.
- May 7—Keating (N. Y.) vs. Det.
- May 10—Johnson (Wash.) vs. Chic.
- May 14—Willett (Det.) vs. Boston.
- May 27—Plank (Phila.) vs. Wash.
- June 9—Bender (Phila.) vs. St. L.
- June 10—Johnson (Wash.) vs. Det.
- June 10—Dauss-House (Det.) vs. Wash.
- June 21—Johnson (Wash.) vs. N. Y.
- June 22—Leverenz (St. L.) vs. Chic.
- July 9—Johnson-Gallia (Wash.) vs. Detroit.
- July 10—Foster (Bost.) vs. St. L.
- July 25—Dubuc (Det.) vs. Phila.
- July 26—Engel (Wash.) vs. St. L.
- Aug. 4—Shawkey (Phila.) vs. Cleve.
- Aug. 5—Leonard (Bost.) vs. St. L.
- Aug. 15—Moseley-Hall (Bost.) vs. St. Louis.
- Aug. 30—Caldwell (N. Y.) vs. Phila.
- Sept. 4—Moseley-Bedient (Bost.) vs. Philadelphia.
- Sept. 17—Dubuc (Det.) vs. Wash.
- Oct. 3—Leonard (Bost.) vs. Wash.

Three-hit Games.

- May 17—Scott (Chic.) vs. Cleve.
- May 17—Mitchell-Kahler (Cleve.) vs. Chicago.
- May 19—Dubuc (Det.) vs. St. L.
- May 22—Engle-Hughes (Wash.) vs. New York.
- May 23—Keating (N. Y.) vs. Phila.
- May 25—Plank (Phila.) vs. N. Y.
- May 2—Houck-Bush-Pennock-Bender (Phila.) vs. N. Y.
- May 8—Gregg (Cleve.) vs. Boston.
- May 12—Russell-Smith (Chic.) vs. Philadelphia.
- May 15—Falkenberg (Clev.) vs. Phil.
- May 22—Plank (Phila.) vs. Detroit.
- May 24—Houck (Phila.) vs. Wash.
- May 30—Wyckoff (Phila.) vs. N. Y.
- May 30—Ford (N. Y.) vs. Phila.
- June 17—Houck (Phila.) vs. Chic.
- June 19—Russell (Chic.) vs. Phila.
- June 27—Johnson (Wash.) vs. Phila.
- June 27—Brown (Phila.) vs. Wash.

## Three-hit Games—(Continued).

June 30—Plank (Phila.) vs. N. Y.	Aug. 7—Schulz (N. Y.) vs. Detroit
July 2—Boehling (Wash.) vs. Bost.	Aug. 11—Caldwell (N. Y.) vs. St. L.
July 3—Kahler (Cleve.) vs. Detroit.	Aug. 20—Scott (Chic.) vs. Boston.
July 10—Warhop-McConnell (N. Y.) vs. Chicago.	Aug. 28—Johnson (Wash.) vs. Bosto (11 innings).
July 13—Collins (Bost.) vs. Chic.	Sept. 1—Falkenberg (Cleve.) vs. Chi
July 14—Groom-Engel-Boehling (Wash.) vs. Cleve.	Sept. 5—Johnson (Wash.) vs. N. Y.
July 16—Brown-Bender (Phila.) vs. Chicago.	Sept. 8—Caldwell (N. Y.) vs. Wash
July 17—Engel (Wash.) vs. St. L.	Sept. 13—Cicotte-Scott (Chic.) vs. Washington.
July 19—Falkenberg (Clev.) vs. N. Y.	Sept. 28—Cicotte (Chic.) vs. Cleve.
July 21—Willett (Det.) vs. N. Y.	Sept. 28—Falkenberg-Gregg (Cleve.) vs. Chicago.
July 22—Dauss (Det.) vs. N. Y.	Sept. 29—Wyckoff (Phila.) vs. Wash.
July 29—Engel (Wash.) vs. St. L.	Oct. 1—Bentley-Gallia (Wash.) vs. Philadelphia.
Aug. 2—Mitchell (Cleve.) vs. Bost.	Oct. 1—Bohen (Phila.) vs. Wash.
Aug. 6—Johnson-Gallia (Wash.) vs. Chicago.	

## EXTRA INNING GAMES.

## Fifteen Innings.

May 14—Cleve., 2; N. York, 2 (tie).	July 3—Washington, 1; Boston, 0.
June 11—Cleveland, 9; Boston, 5.	July 25—St. Louis, 8; Wash., 8 (tie)

## Fourteen Innings.

June 26—St. Louis, 7; Detroit, 5.

## Thirteen Innings.

June 13—Boston, 7; St. Louis, 6.	July 25—Cleveland, 3; New York, 2.
June 13—Philadelphia, 2; Cleve., 1.	

## Twelve Innings.

April 29—Chicago, 6; Detroit, 5.	July 18—Washington, 5; St. Louis,
June 6—Boston, 4; Chicago, 3.	July 19—Philadelphia, 3; Cleve., 1.
June 16—Boston, 3; St. Louis, 2.	Aug. 17—New York, 3; Chicago, 2.
June 23—Chicago, 4; St. Louis, 3.	Sept. 4—Detroit, 4; Cleveland, 3.
June 24—Cleveland, 6; Detroit, 4.	Oct. 5—St. Louis, 9; Cleveland, 4.

## Eleven Innings.

April 20—Detroit, 3; St. Louis, 2.	Aug. 14—Boston, 4; St. Louis, 0.
May 3—Chicago, 6; Detroit, 4.	Aug. 28—Boston, 1; Washington, 0.
May 31—Chicago, 3; Detroit, 2.	Sept. 1—Boston, 4; New York, 3.
May 31—Washington, 5; Boston, 4.	Sept. 4—St. Louis, 5; Chicago, 4.
June 30—Washington, 3; Boston, 1.	Sept. 9—Boston, 3; Detroit, 2.
July 2—St. Louis, 2; Cleveland, 1.	

## Ten Innings.

May 10—Philadelphia, 8; St. Louis, 6.	July 3—Chicago, 4; St. Louis, 3.
May 10—New York, 10; Detroit, 9.	July 15—Chicago, 2; Boston, 1.
May 11—Boston, 5; Detroit, 4.	July 16—Philadelphia, 1; Chicago,
May 10—Detroit, 8; Philadelphia, 7.	Aug. 5—Chicago, 4; Washington, 2
May 21—Washington, 5; Cleveland, 3.	Aug. 18—Washington, 6; Cleve., 3.
May 24—New York, 3; Bost., 3 (tie).	Aug. 19—Washington, 5; Cleve., 1.
May 29—Chicago, 3; Detroit, 2.	Sept. 1—Philadelphia, 6; Wash., 5
May 30—Cleveland, 5; St. Louis, 4.	Sept. 10—Chicago, 5; Philadelphia,
June 5—Cleveland, 5; New York, 3.	Sept. 16—Philadelphia, 8; Cleve., 7.
June 6—Philadelphia, 8; Detroit, 7.	Sept. 26—Chicago, 3; St. Louis, 2.
June 14—Detroit, 6; New York, 5.	Sept. 28—St. Louis, 3; Detroit, 1.
June 22—Detroit, 7; Cleveland, 6.	



## HIGH SCORE GAMES.

April 12—Chic., 13; Cleve., 3 (7 inns.).	July 12—Philadelphia, 16; Detroit, 9.
May 15—Boston, 15; St. Louis, 4.	Aug. 15—Philadelphia, 12; Cleve., 5.
May 31—Phila., 12; New York, 2.	Aug. 22—New York, 12; Detroit, 7.
June 4—Philadelphia, 14; Detroit, 6.	Sept. 11—Detroit, 15; Boston, 2.
June 5—St. Louis, 12; Wash., 3.	Sept. 13—Boston, 18; Detroit, 5.
June 23—Philadelphia, 13; Boston, 4.	Sept. 23—Philadelphia, 21; Detroit, 8.
June 25—Philadelphia, 14; Wash., 2.	Oct. 3—Philadelphia, 13; N. Y., 10.
July 4—Bost., 13; Phila., 6 (7 inns.).	

## SHUT-OUT GAMES.

April 15—Cleveland, 9; Detroit, 0 (Falkenberg).
April 18—Cleveland, 4; Chicago, 0 (Steen).
April 19—Detroit, 4; St. Louis, 0 (Dubuc).
April 19—Washington, 3; New York, 0 (Johnson).
April 23—New York, 4; Philadelphia, 0 (Keating).
April 22—Washington, 6; Boston, 0 (Johnson).
April 25—Cleveland, 3; Detroit, 0 (Blanding).
April 25—Philadelphia, 4; New York, 0 (Plank).
April 26—Chicago, 1; St. Louis, 0 (Russell vs. Stone).
April 27—St. Louis, 3; Chicago, 0 (Hamilton).
April 30—St. Louis, 2; Cleveland, 0 (Baumgardner).
April 30—Washington, 2; Philadelphia, 0 (Johnson).
May 7—New York, 6; Detroit, 0 (Keating).
May 9—New York, 9; Detroit, 0 (Warhop and Ford).
May 10—Washington, 1; Chicago, 0 (Johnson vs. Benz and Lange).
May 12—Philadelphia, 3; Chicago, 0 (Bender).
May 12—Washington, 2; St. Louis, 0 (Groom).
May 15—Cleveland, 2; Philadelphia, 0 (Falkenberg).
May 16—Chicago, 7; New York, 0 (Benz).
May 21—St. Louis, 5; New York, 0 (Hamilton).
May 22—Cleveland, 5; Washington, 0 (Steen).
May 22—Philadelphia, 7; Detroit, 0 (Plank).
May 22—St. Louis, 7; New York, 0 (Stone).
May 26—Philadelphia, 4; Washington, 0 (Houck).
May 28—Philadelphia, 8; Washington, 0 (Plank).
May 30—Boston, 1; Washington, 0 (Collins vs. Johnson).
June 1—Detroit, 1; Chicago, 0 (Hall vs. Scott and Russell).
June 5—Chicago, 5; Boston, 0 (Scott).
June 6—Washington, 1; St. Louis, 0 (Johnson vs. Hamilton).
June 9—Philadelphia, 5; St. Louis, 0 (Bender).
June 10—Washington, 3; Detroit, 0 (Johnson).
June 11—Chicago, 1; New York, 0 (Russell vs. Fisher and Keating).
June 11—Detroit, 11; Washington, 0 (Dauss).
June 14—Cleveland, 3; Washington, 0 (Gregg).
June 18—Cleveland, 4; Washington, 0 (Gregg).
June 19—Philadelphia, 2; Chicago, 0 (Brown).
June 20—Chicago, 3; Cleveland, 0 (Cicotte).
June 21—Washington, 6; New York, 0 (Johnson).
June 22—St. Louis, 2; Chicago, 0 (Leverenz).
June 22—Chicago, 2; St. Louis, 0 (Walsh).
June 24—St. Louis, 8; Chicago, 0 (Mitchell).
June 24—Washington, 3; New York, 0 (Boehling), eight innings.
June 27—Washington, 2; Philadelphia, 0 (Johnson).
June 30—Philadelphia, 6; New York, 0 (Plank).
July 2—Washington, 5; Boston, 0 (Boehling).
July 3—Washington, 1; Boston, 0 (Johnson vs. Collins), fifteen innings.
July 4—Washington, 5; New York, 0 (Groom).
July 6—Cleveland, 7; Chicago, 0 (Mitchell).
July 9—Chicago, 2; New York, 0 (Scott).
July 9—Boston, 9; St. Louis, 0 (Collins).
July 9—Washington, 9; Detroit, 0 (Johnson and Gallia).
July 12—Boston, 9; Chicago, 0 (Wood).
July 14—Chicago, 8; Boston, 0 (Russell).
July 15—St. Louis, 3; New York, 0 (Hamilton).
July 15—Philadelphia, 7; Detroit, 0 (Plank).

## Shut-out Games—(Continued).

- July 16—Philadelphia, 1; Chicago, 0 (Brown and Bender vs. Cicotte), ten  
innings.  
 July 16—Philadelphia, 1; Chicago, 0 (Mitchell).  
 July 17—Washington, 1; St. Louis, 0 (Engel vs. Weilman).  
 July 20—Philadelphia, 8; St. Louis, 0 (Plank).  
 July 22—Detroit, 2; New York, 0 (Dauss).  
 July 22—St. Louis, 4; Philadelphia, 0 (Mitchell).  
 July 25—Philadelphia, 4; Detroit, 0 (Shawkey).  
 July 26—Washington, 6; St. Louis, 0 (Engel).  
 July 29—Boston, 2; Chicago, 0 (Foster).  
 July 30—New York, 3; Chicago, 0 (Fisher).  
 Aug. 2—Cleveland, 7; Boston, 0 (Mitchell).  
 Aug. 5—Cleveland, 5; Philadelphia, 0 (Blanding).  
 Aug. 5—Boston, 3; St. Louis, 0 (Leonard).  
 Aug. 9—Chicago, 1; Philadelphia, 0 (Russell vs. Shawkey).  
 Aug. 14—New York, 2; Chicago, 0 (Ford).  
 Aug. 14—Boston, 4; St. Louis, 0 (Bedient), eleven innings.  
 Aug. 16—Chicago, 2; New York, 0 (Scott).  
 Aug. 16—Boston, 4; St. Louis, 0 (Leonard).  
 Aug. 18—Chicago, 1; Boston, 0 (Russell vs. Bedient and Leonard).  
 Aug. 20—Chicago, 1; Boston, 0 (Scott vs. Anderson and Hall).  
 Aug. 20—St. Louis, 7; New York, 0 (Weilman).  
 Aug. 21—Washington, 2; St. Louis, 0 (Groom).  
 Aug. 22—St. Louis, 3; Washington, 0 (Mitchell).  
 Aug. 24—Boston, 3; Detroit, 0 (Moseley).  
 Aug. 24—Cleveland, 4; New York, 0 (Falkenberg).  
 Aug. 25—Philadelphia, 3; St. Louis, 0 (Plank).  
 Aug. 26—Philadelphia, 8; St. Louis, 0 (Brown).  
 Aug. 26—Cleveland, 3; New York, 0 (Gregg).  
 Aug. 28—Boston, 1; Washington, 0 (Collins vs. Johnson), eleven innings.  
 Aug. 29—Cleveland, 3; St. Louis, 0 (Falkenberg).  
 Aug. 30—Cleveland, 4; St. Louis, 0 (Blanding).  
 Aug. 30—New York, 5; Philadelphia, 0 (Caldwell).  
 Aug. 30—Washington, 4; Boston, 0 (Groom).  
 Sept. 1—Cleveland, 7; Chicago, 0 (Falkenberg).  
 Sept. 1—Boston, 6; New York, 0 (Moseley).  
 Sept. 5—Chicago, 1; St. Louis, 0 (Cicotte vs. Taylor and Weilman).  
 Sept. 5—Washington, 1; New York, 0 (Johnson vs. Ford).  
 Sept. 6—St. Louis, 4; Chicago, 0 (Mitchell).  
 Sept. 7—St. Louis, 1; Chicago, 0 (Baumgardner vs. Benz and Cicotte).  
 Sept. 8—New York, 4; Washington, 0 (Caldwell).  
 Sept. 9—Chicago, 2; Philadelphia, 0 (Russell).  
 Sept. 11—New York, 4; St. Louis, 0 (McHale).  
 Sept. 15—Chicago, 5; Washington, 0 (Russell).  
 Sept. 17—Cleveland, 2; Boston, 0 (Falkenberg).  
 Sept. 18—St. Louis, 5; Philadelphia, 0 (Leverenz).  
 Sept. 22—Philadelphia, 4; Detroit, 0 (Bush).  
 Sept. 22—Philadelphia, 1; Detroit, 0 (Pennock and Plank vs. Dubuc).  
 Sept. 26—Washington, 3; New York, 0 (Boehling).  
 Sept. 28—Chicago, 1; Cleveland, 0 (Cicotte vs. Falkenberg and Gregg).  
 Sept. 29—Washington, 1; Philadelphia, 0 (Johnson vs. Wyckoff).  
 Sept. 30—Washington, 3; Philadelphia, 0 (Ayers).  
 Sept. 30—Boston, 3; New York, 0 (Moseley), eight innings.  
 Oct. 1—Washington, 1; Philadelphia, 0 (Bentley and Gallia vs. Bohen).  
 Oct. 3—Boston, 2; Washington, 0 (Leonard).  
 Oct. 4—Chicago, 1; Detroit, 0 (Russell vs. Williams), six innings.  
 Oct. 4—Cleveland, 0; St. Louis, 0 (Mitchell vs. Weilman), eight innings.

## TIE GAMES.

- May 14—Cleveland, 2; New York, 2 (fifteen innings).  
 May 24—New York, 2; Boston, 2 (ten innings).  
 July 5—Cleveland, 5; Chicago, 5 (seven innings).  
 July 25—St. Louis, 8; Washington, 8 (fifteen innings).  
 Oct. 4—Cleveland, 0; St. Louis, 0 (eight innings).

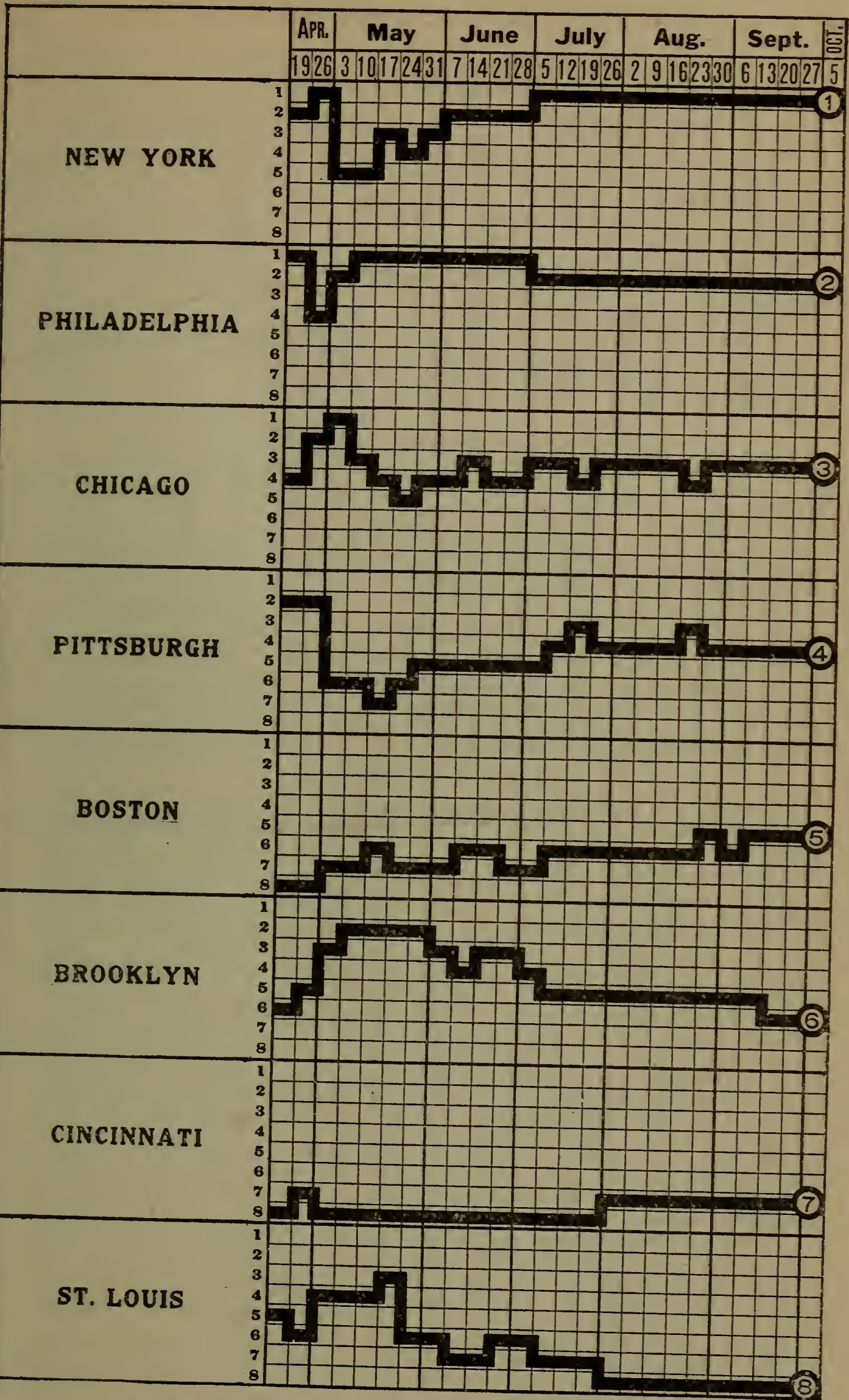


DIAGRAM OF RACE IN NATIONAL LEAGUE IN 1913.

## National League

### STANDING OF CLUBS AT CLOSE OF SEASON.

Club.	N.Y.	Phil.	Chi.	Pitts.	Bos.	Bkln.	Cin.	St.L.	Won.	Lost.	P.C.
New York .....	14	14	14	14	14	14	17	14	101	51	.664
Philadelphia .....	8	..	9	9	15	13	17	17	88	63	.583
Chicago .....	7	13	..	13	13	13	13	16	88	65	.576
Pittsburgh .....	8	11	9	..	10	14	13	13	78	71	.523
Boston .....	8	7	9	11	..	10	8	16	69	82	.457
Brooklyn .....	8	8	9	8	10	..	9	13	65	84	.436
Cincinnati .....	5	5	9	8	14	13	..	10	64	89	.418
St. Louis .....	7	5	6	8	6	7	12	..	51	99	.340

Forfeited games—July 6 (second game), at Chicago; forfeited to St. Louis. August 30, at Philadelphia; forfeited to New York. Forfeit set aside and game finished at New York October 2, and recorded as a victory for the Philadelphia club.

### CHAMPIONSHIP WINNERS IN PREVIOUS YEARS.

1871—Athletics....	.759	1885—Chicago.....	.770	1899—Brooklyn ....	.682
1872—Boston .....	.830	1886—Chicago.....	.726	1900—Brooklyn.....	.603
1873—Boston .....	.729	1887—Detroit.....	.637	1901—Pittsburgh..	.647
1874—Boston .....	.717	1888—New York....	.641	1902—Pittsburgh..	.741
1875—Boston .....	.899	1889—New York....	.659	1903—Pittsburgh..	.650
1876—Chicago.....	.788	1890—Brooklyn.....	.667	1904—New York...	.693
1877—Boston .....	.646	1891—Boston .....	.630	1905—New York...	.668
1878—Boston .....	.683	1892—Boston .....	.680	1906—Chicago.....	.765
1879—Providence..	.702	1893—Boston .....	.667	1907—Chicago.....	.704
1880—Chicago.....	.798	1894—Baltimore....	.695	1908—Chicago.....	.643
1881—Chicago.....	.667	1895—Baltimore....	.669	1909—Pittsburgh..	.724
1882—Chicago.....	.655	1896—Baltimore....	.698	1910—Chicago.....	.676
1883—Boston .....	.643	1897—Boston .....	.795	1911—New York...	.647
1884—Providence..	.750	1898—Boston .....	.685	1912—New York...	.682

### INDIVIDUAL BATTING.

Following are the Official Batting Averages of National League players who participated in any manner in at least fifteen championship games during the season of 1913:

Name and Club.	G.	AB.	R.	H.	TB.	2B.	3B.	HR.	SH.	SB.	P.C.
Yingling, Brooklyn .....	40	60	11	23	24	1	..	..	2	..	.383
McDonald, Cincinnati-Boston ....	73	155	25	55	67	4	4	..	7	4	.355
Daubert, Brooklyn .....	139	508	76	178	215	17	7	2	17	25	.350
Miller, Philadelphia .....	69	87	9	30	36	6	..	..	..	2	.345
Cravath, Philadelphia .....	147	525	78	179	298	34	14	19	11	10	.341
Hyatt, Pittsburgh .....	63	81	8	27	49	6	2	4	2	..	.333
Walsh, Philadelphia .....	26	30	3	10	14	4	..	..	1	1	.333
Collins, Boston .....	16	3	3	1	1	..	..	..	..	..	.333
D. Brown, Boston.....	15	34	3	11	15	1	..	1	1	..	.324
Viox, Pittsburgh .....	137	492	86	156	210	32	8	2	19	14	.317
Tinker, Cincinnati .....	110	382	47	121	170	20	13	1	15	10	.317
Becker, Cincinnati-Philadelphia..	118	414	64	131	208	24	13	9	7	11	.316
Hartley, New York.....	23	19	4	6	6	..	..	..	1	4	.316
Zimmerman, Chicago .....	127	447	69	140	219	28	12	9	16	18	.313
Hess, Boston .....	35	83	9	26	34	..	1	2	4	..	.313
Meyers, New York.....	120	378	37	118	155	18	5	3	4	7	.312
Schmidt, Boston .....	22	78	6	24	33	2	2	1	1	1	.308
S. Magee, Philadelphia.....	138	470	92	144	225	36	6	11	21	23	.306
Crandall, New York-St. Louis...	48	49	7	15	21	4	1	..	..	..	.306
Wheat, Brooklyn .....	138	535	64	161	230	28	10	7	11	19	.301
Lobert, Philadelphia .....	150	573	98	172	243	28	11	7	26	41	.300
J. Wagner, Pittsburgh.....	114	413	51	124	159	18	4	3	10	21	.300
C. Cooper, New York.....	27	30	11	9	13	4	..	..	..	3	.300
Fletcher, New York.....	136	538	76	160	210	20	9	4	17	32	.297
Marsans, Cincinnati .....	118	435	49	129	148	7	6	..	15	37	.297
Titus, Boston .....	87	269	33	80	113	14	2	5	6	4	.297

## INDIVIDUAL BATTING—(Continued).

Name and Club.	G.	AB.	R.	H.	TB.	2B.	3B.	HR.	SH.	SB.	PC.
Zinn, Boston	36	138	15	41	56	8	2	1	4	3	.297
J. Smith, Brooklyn	151	540	70	160	238	40	10	6	22	22	.296
Oakes, St. Louis	147	539	60	158	182	14	5	..	26	22	.293
Snodgrass, New York	141	457	65	133	175	21	6	3	9	27	.291
Saier, Chicago	149	519	94	150	249	15	21	14	14	26	.289
Adams, Pittsburgh	43	114	13	33	43	6	2	..	3	..	.289
Hauser, St. Louis	22	45	3	13	19	..	3	..	1	1	.289
Shafer, New York	138	508	74	146	202	17	12	5	10	32	.287
Leach, Chicago	131	456	99	131	192	23	10	6	6	21	.287
Burns, New York	150	605	81	173	224	37	4	2	9	40	.286
Herzog, New York	96	290	46	83	113	15	3	3	6	23	.286
McLean, St. Louis-New York	78	227	10	65	78	13	..	..	..	1	.286
Hoblitzell, Cincinnati	137	502	59	143	189	23	7	3	19	18	.285
Evers, Chicago	136	446	81	127	166	20	5	3	24	11	.285
Huggins, St. Louis	121	382	74	109	121	12	..	..	14	23	.285
Egan, Cincinnati	60	195	15	55	68	7	3	..	11	6	.282
Connolly, Boston	126	427	79	120	175	18	11	5	19	18	.281
Groh, New York-Cincinnati	121	399	51	112	150	19	5	3	19	24	.281
Doyle, New York	132	482	67	135	187	25	6	5	12	38	.280
Butler, Pittsburgh	82	214	40	60	75	9	3	..	7	9	.280
Gibson, Pittsburgh	48	118	6	33	41	4	2	..	7	2	.280
Schulte, Chicago	132	497	85	138	205	28	6	9	17	21	.278
Bates, Cincinnati	131	407	63	113	153	13	7	6	12	21	.278
Carey, Pittsburgh	154	620	99	172	230	23	10	5	14	61	.277
Konetchy, St. Louis	140	504	75	139	215	18	17	8	19	27	.276
McCormick, New York	57	80	9	22	30	2	3	..	1	..	.275
Myers, Boston	140	524	74	143	171	20	1	2	26	57	.273
Hendrix, Pittsburgh	53	99	13	27	43	5	4	1	2	..	.273
Kling, Cincinnati	80	209	20	57	76	7	6	..	3	2	.273
J. Miller, Pittsburgh	154	580	75	158	243	24	20	7	25	20	.272
Stengel, Brooklyn	124	438	60	119	172	16	8	7	7	19	.272
O. Miller, Brooklyn	104	320	26	87	112	11	7	..	10	7	.272
Kelly, Pittsburgh	48	82	11	22	28	2	2	..	2	1	.268
Murray, New York	147	520	70	139	172	21	3	2	18	35	.267
Cutshaw, Brooklyn	147	592	72	158	223	23	13	7	19	39	.267
L. Magee, St. Louis	137	531	54	142	175	13	7	2	22	23	.267
W. Fischer, Brooklyn	62	165	16	44	64	9	4	1	2	..	.267
J. Wilson, Pittsburgh	155	580	71	154	224	12	14	10	12	9	.266
Mitchell, Chicago-Pittsburgh	136	478	62	127	177	19	8	5	13	23	.266
Moran, Brooklyn	132	515	71	137	162	15	5	..	11	21	.266
Archer, Chicago	111	368	38	98	132	14	7	2	11	4	.266
Byrne, Pittsburgh-Philadelphia	132	506	63	134	163	23	..	2	12	12	.265
Clarke, Cincinnati	114	330	29	87	117	11	8	1	3	2	.264
Devore, New York-Cin.-Phila.	105	277	43	73	99	7	5	3	9	23	.264
Knabe, Philadelphia	148	571	70	150	195	25	7	2	41	14	.263
Luderus, Philadelphia	155	588	67	154	254	32	7	18	9	5	.262
R. T. Fisher, Brooklyn	132	474	42	124	167	11	10	4	16	16	.262
Paskert, Philadelphia	124	454	83	119	170	21	9	4	19	12	.262
Almeida, Cincinnati	50	130	14	34	51	4	2	3	2	4	.262
Merkle, New York	153	563	78	147	210	30	12	3	10	35	.261
Harmon, St. Louis	46	92	7	24	29	1	2	..	3	2	.261
Mowrey, St. Louis	132	450	61	117	143	18	4	..	16	21	.260
Griner, St. Louis	34	81	7	21	28	3	2	..	2	..	.259
Blackburn, Cincinnati	17	27	1	7	7	..	..	..	..	2	.259
Bescher, Cincinnati	141	511	86	132	179	22	11	1	7	38	.258
Erwin, Brooklyn	20	31	6	8	9	1	..	..	1	..	.258
Sweeney, Boston	139	502	65	129	153	17	6	..	13	18	.257
Doin, Philadelphia	55	129	6	33	39	4	1	..	2	1	.256
James, Boston	24	47	5	12	14	2	..	..	2	2	.255
Wingo, St. Louis	112	307	25	78	105	5	8	2	5	18	.254
Clymer, Chicago-Boston	44	142	20	36	48	8	2	..	2	11	.254
Suggs, Cincinnati	36	67	7	17	21	2	1	..	2	..	.254
Mann, Boston	120	407	54	103	150	24	7	3	6	7	.253
Good, Chicago	49	91	11	23	33	3	2	1	..	5	.253
Griffith, Boston	37	127	16	32	41	4	1	1	3	1	.252
Lord, Boston	73	235	22	59	91	12	1	6	4	7	.251

## INDIVIDUAL BATTING—(Continued).

Name and Club.	G.	AB.	R.	H.	TB.	2B.	3B.	HR.	SH.	SB.	PC.
Evans, St. Louis.....	97	245	18	61	91	15	6	1	1	5	.249
Phelan, Chicago .....	91	261	41	65	94	11	6	2	7	8	.249
Maranville, Boston .....	143	571	68	141	176	13	8	2	17	25	.247
Simon, Pittsburgh .....	92	255	23	63	76	6	2	1	4	3	.247
Kirkpatrick, Brooklyn .....	48	89	13	22	31	4	1	1	2	5	.247
Killifer, Philadelphia .....	120	360	25	88	108	14	3	..	10	2	.244
Dodge, Philadelphia-Cincinnati..	97	326	35	79	115	8	8	4	9	11	.242
Whaling, Boston .....	79	211	22	51	63	8	2	..	10	3	.242
Hummel, Brooklyn .....	67	198	20	48	75	7	7	2	1	4	.242
Rucker, Brooklyn .....	41	87	3	21	22	1	..	..	2	..	.241
Bridwell, Chicago .....	136	405	35	97	118	6	6	1	15	12	.240
Rudolph, Boston .....	35	88	11	21	23	2	..	..	4	1	.239
Needham, Chicago .....	20	42	5	10	16	4	1	..	1	..	.238
Kirke, Boston .....	18	38	3	9	11	2	..	..	1	..	.237
Rariden, Boston .....	95	246	31	58	80	9	2	3	8	5	.236
W. Miller, Chicago.....	80	203	23	48	70	5	7	1	3	13	.236
Dolan, Philadelphia-Pittsburgh..	90	259	37	60	73	9	2	..	4	23	.232
Kommers, Pittsburgh .....	40	155	14	36	49	5	4	..	3	1	.232
W. Wagner, Brooklyn.....	18	26	1	6	6	..	..	..	..	..	.231
Devlin, Boston .....	73	210	19	48	65	7	5	..	4	8	.229
Hofman, Pittsburgh .....	28	83	11	19	28	5	2	..	4	3	.229
F. Smith, Boston.....	92	285	35	65	80	9	3	..	11	7	.228
Bresnahan, Chicago .....	69	162	20	37	49	5	2	1	4	7	.228
Williams, Chicago .....	49	156	17	35	56	3	3	4	3	5	.224
Phelps, Brooklyn .....	15	18	..	4	4	..	..	..	..	..	.222
Tesreau, New York.....	41	95	7	21	27	2	2	..	3	1	.221
Whitted, St. Louis.....	123	404	44	89	109	10	5	..	11	9	.220
Marquard, New York.....	42	105	5	23	24	1	..	..	2	1	.219
Doolan, Philadelphia .....	151	518	32	113	140	12	6	1	19	17	.218
Berghammer, Cincinnati .....	74	188	25	41	50	4	1	1	9	16	.218
O'Leary, St. Louis.....	121	406	32	88	113	15	5	..	15	3	.217
Wicklind, Cincinnati .....	26	79	7	17	32	5	5	..	1	3	.215
Cather, St. Louis.....	67	183	16	39	55	8	4	..	4	7	.213
Chalmers, Philadelphia .....	26	33	2	7	7	..	..	..	1	..	.212
Grant, Cincinnati-New York.....	54	114	20	24	26	2	..	..	1	8	.211
Sallee, St. Louis.....	50	95	7	20	29	3	..	2	6	1	.211
Benton, Cincinnati .....	23	48	8	10	12	..	1	..	2	..	.208
Wiltse, New York.....	20	24	2	5	6	1	..	..	..	1	.208
Tyler, Boston .....	43	102	13	21	28	7	..	..	5	..	.206
M. Brown, Cincinnati.....	39	54	2	11	13	..	1	..	3	..	.204
Perritt, St. Louis.....	36	59	3	12	13	1	..	..	1	..	.203
McCarthy, Pittsburgh .....	31	74	7	15	20	5	..	..	6	1	.203
Booe, Pittsburgh .....	29	80	9	16	20	..	2	..	2	2	.200
E. Burns, Philadelphia.....	17	30	3	6	9	3	..	..	..	2	.200
Meyer, Brooklyn .....	38	87	12	17	22	..	1	1	5	8	.195
Sheckard, St. Louis-Cincinnati..	99	252	34	49	60	3	4	..	9	11	.194
Humphries, Chicago .....	28	62	8	12	13	1	..	..	4	..	.194
Cheney, Chicago .....	56	104	6	20	23	3	..	..	6	..	.192
Rixey, Philadelphia .....	35	47	3	9	12	1	1	..	3	..	.191
A. Wilson, New York.....	54	79	5	15	17	..	1	..	1	1	.190
W. S. Collins, Brooklyn.....	32	95	8	18	19	1	..	..	2	2	.189
Mathewson, New York.....	40	103	7	19	19	..	..	..	4	1	.184
Robinson, Pittsburgh .....	43	61	3	11	12	1	..	..	3	..	.180
Packard, Cincinnati .....	43	61	8	11	13	2	..	..	4	1	.180
Coleman, Pittsburgh .....	24	50	5	9	11	2	..	..	3	..	.180
Mensor, Pittsburgh .....	44	56	9	10	11	1	..	..	2	2	.179
Seymour, Boston .....	39	73	2	13	15	2	..	..	2	2	.178
Dickson, Boston .....	19	45	4	8	8	..	..	..	1	..	.178
Corriden, Chicago .....	46	97	13	17	26	3	..	2	2	4	.175
Callahan, Brooklyn .....	33	41	6	7	12	3	1	..	..	..	.171
Ragan, Brooklyn .....	44	91	6	15	19	2	1	..	3	..	.165
Brennan, Philadelphia .....	40	67	3	11	13	2	..	..	3	..	.164
Hildebrand, St. Louis.....	26	55	3	9	11	2	..	..	..	1	.164
Fromme, Cincinnati-New York..	35	56	3	9	13	4	..	..	3	..	.161
Roberts, St. Louis.....	26	41	4	6	8	2	..	..	..	1	.146
Reulbach, Chicago-Brooklyn .....	25	41	2	6	6	..	..	..	3	..	.146

INDIVIDUAL BATTING—(Continued).

Name and Club.	G.	AB.	R.	H.	TB.	2B.	3B.	HR.	SH.	SB.	PC.
Thorpe, New York.....	19	35	6	5	8	..	..	1	..	2	.143
Harter, Cincinnati .....	17	14	1	2	2	..	..	..	..	..	.143
Allen, Brooklyn .....	34	51	5	7	12	..	1	1	2	..	.137
Camnitz, Pittsburgh-Phila. ....	45	75	4	10	14	2	1	..	..	..	.133
O'Toole, Pittsburgh .....	26	53	4	7	8	1	..	..	1	..	.132
Alexander, Philadelphia .....	47	103	9	13	19	4	1	..	3	..	.126
Howley, Philadelphia .....	26	32	5	4	6	2	..	..	..	3	.125
Stack, Brooklyn-Chicago .....	34	41	..	5	6	1	..	..	1	..	.122
Curtis, Brooklyn .....	30	49	1	6	6	..	..	..	5	..	.122
Mayer, Philadelphia .....	39	50	..	6	8	2	..	..	..	..	.120
Lavender, Chicago .....	40	68	2	8	9	1	..	..	3	..	.118
Richie, Chicago .....	16	17	2	2	3	1	..	..	1	..	.118
Johnson, Cincinnati .....	44	88	6	10	13	..	..	1	3	1	.114
Ames, New York-Cincinnati.....	39	72	3	8	8	..	..	..	5	1	.111
Seaton, Philadelphia .....	52	110	8	12	17	..	1	1	3	..	.109
Demaree, New York.....	31	66	5	7	9	..	1	..	1	..	.106
Perdue, Boston .....	38	67	4	7	7	..	..	..	4	..	.104
McQuillan, Pittsburgh .....	25	39	3	4	5	1	..	..	3	..	.103
Geyer, St. Louis.....	30	22	1	2	2	..	..	..	1	..	.091
Burk, St. Louis.....	19	22	1	2	2	..	..	..	..	..	.091
C. Smith, Chicago.....	20	45	1	4	4	..	..	..	1	..	.089
A. Cooper, Pittsburgh.....	30	26	2	2	2	..	..	..	1	..	.077
Pierce, Chicago .....	25	55	5	4	5	1	..	..	3	..	.073
Moore, Philadelphia-Chicago ....	19	24	2	1	1	..	..	..	1	..	.042
Doak, St. Louis.....	15	31	..	1	1	..	..	..	..	..	.032

Note—Most runs, Leach and Carey, 99 each; stolen bases, Carey, 61; sacrifice hits, Knabe, 41; home runs, Cravath, 19; three-base hits, Saier, 21; two-base hits, J. C. Smith, Brooklyn, 40.

CLUB BATTING.

Club.	G.	AB.	R.	H.	TB.	2B.	3B.	HR.	SH.	SB.	PC.
New York .....	156	5218	684	1427	1886	226	70	31	112	296	.273
Brooklyn .....	152	5165	595	1394	1876	193	86	39	147	188	.270
Philadelphia .....	159	5400	693	1433	2065	257	78	73	183	156	.265
Pittsburgh .....	155	5252	673	1383	1870	210	86	35	152	181	.263
Cincinnati .....	156	5132	607	1339	1782	170	96	27	162	226	.261
Chicago .....	155	5022	721	1289	1853	195	96	59	158	181	.257
Boston .....	154	5145	641	1318	1725	191	60	32	169	177	.256
St. Louis .....	153	4967	528	1229	1570	152	72	15	156	171	.247

MISCELLANEOUS.

The number of players participating in the 1913 campaign, according to clubs and playing positions, was as follows:

	Pitch.	Catch.	In-fielders.	Out-fielders.	Subs.	Total.
Boston .....	13	6	13	12	2	46
Brooklyn .....	13	6	7	7	..	33
Chicago .....	15	5	9	10	..	39
Cincinnati .....	20	6	11	8	..	45
New York .....	11	4	9	8	..	32
Philadelphia .....	14	5	9	8	..	36
Pittsburgh .....	14	5	8	10	..	37
St. Louis .....	16	6	9	7	2	40

CLUB BASE-ON-BALLS AND STRIKE OUT RECORDS.

The official club records of bases on balls and strike-outs, graded according to most bases on balls and least strike-outs, respectively, are as follows:

CLUB BASE-ON-BALLS RECORD.

Club.	No. Games.	Bases on Balls.	PC. to Game.	Club.	No. Games.	Bases on Balls.	PC. to Game.
Chicago .....	155	554	3.57	New York .....	156	444	2.85
Boston .....	154	488	3.17	Pittsburgh .....	155	391	2.52
St. Louis .....	153	451	2.95	Philadelphia .....	159	383	2.41
Cincinnati .....	156	458	2.94	Brooklyn .....	152	361	2.38

## CLUB STRIKE-OUT RECORD.

Club.	No. Games.	Strike-outs.	PC. to Game.	Club.	No. Games.	Strike-outs.	PC. to Game.
New York .....	156	501	3.21	Cincinnati .....	156	579	3.71
Pittsburgh .....	155	545	3.52	St. Louis .....	153	573	3.75
Philadelphia ....	159	578	3.64	Chicago .....	155	634	4.09
Brooklyn .....	152	555	3.65	Boston .....	154	640	4.16

## INDIVIDUAL BASE-ON-BALLS AND STRIKE-OUT RECORDS.

Individual base-on-balls and strike-out records of players who participated in at least 40 games, arranged according to number of games played. Most bases, Bescher, 94 in 141 games; Huggins, 92 in 121 games. Least strike-outs, Evers, 14 in 136 games.

Name and Club.	G.	BB.	SO.	Name and Club.	G.	BB.	SO.
Luderus, Philadelphia...	155	34	51	Marsans, Cincinnati.....	118	17	25
J. O. Wilson, Pittsburgh	155	32	62	Clarke, Cincinnati.....	114	39	40
Carey, Pittsburgh.....	154	55	67	Wagner, Pittsburgh.....	114	26	40
J. Miller, Pittsburgh.....	154	37	52	Wingo, St. Louis.....	112	17	41
Merkle, New York.....	153	41	60	Archer, Chicago.....	111	19	27
J. C. Smith, Brooklyn...	151	45	67	Tinker, Cincinnati.....	110	20	26
Doolan, Philadelphia.....	151	29	68	Devore, N.Y.-Cin.-Phila.	105	19	32
Burns, New York.....	150	58	74	O. Miller, Brooklyn.....	104	10	31
Lobert, Philadelphia.....	150	42	34	Sheckard, St. L.-Cin.....	99	68	41
Saier, Chicago.....	149	62	62	Evans, St. Louis.....	97	20	28
Knabe, Philadelphia.....	148	45	26	Dodge, Phila.-Cin.....	97	12	34
Cravath, Philadelphia...	147	55	63	Herzog, New York.....	96	22	12
Oakes, St. Louis.....	147	43	32	Rariden, Boston.....	95	30	21
Cutshaw, Brooklyn.....	147	39	22	F. Smith, Boston.....	92	29	55
Murray, New York.....	147	34	28	Simon, Pittsburgh.....	92	10	15
Maranville, Boston.....	143	68	62	Phelan, Chicago.....	91	29	26
Bescher, Cincinnati.....	141	94	68	Dolan, Phila.-Pitts.....	90	16	35
Snodgrass, New York....	141	53	44	Titus, Boston.....	87	35	22
Konetchy, St. Louis.....	140	53	41	Butler, Pittsburgh.....	82	32	14
R. Myers, Boston.....	140	38	48	W. Miller, Chicago.....	80	34	33
Sweeney, Boston.....	139	66	50	Kling, Cincinnati.....	80	14	14
Daubert, Brooklyn.....	139	44	40	Whaling, Boston.....	79	10	32
Shafer, New York.....	138	61	55	McLean, St. L.-N.Y.....	78	10	13
S. Magee, Philadelphia..	138	38	36	Berghammer, Cincinnati.	74	10	29
Wheat, Brooklyn.....	138	25	45	Devlin, Boston.....	73	29	17
Viox, Pittsburgh.....	137	64	28	McDonald, Cin.-Bost....	73	15	18
Hoblitzell, Cincinnati...	137	35	26	Lord, Boston.....	73	8	22
L. Magee, St. Louis.....	137	34	30	Bresnahan, Chicago.....	69	21	11
Bridwell, Chicago.....	136	74	28	R. Miller, Philadelphia..	69	6	6
Evers, Chicago.....	136	50	14	Hummel, Brooklyn.....	67	13	23
Mitchell, Chic.-Pitts....	136	46	48	Cather, St. Louis.....	67	9	24
Fletcher, New York.....	136	24	35	Hyatt, Pittsburgh.....	63	3	8
Doyle, New York.....	132	59	29	W. Fischer, Brooklyn...	62	10	5
Mowrey, St. Louis.....	132	53	40	Egan, Cincinnati.....	60	15	13
Moran, Brooklyn.....	132	45	29	McCormick, New York...	57	5	13
Schulte, Chicago.....	132	39	68	Cheney, Chicago.....	56	10	34
Byrne, Pitts.-Phila.....	132	34	31	Dooon, Philadelphia.....	55	3	9
R. Fischer, Brooklyn....	132	10	43	Grant, Cin.-N.Y.....	54	13	12
Leach, Chicago.....	131	77	44	A. Wilson, New York....	54	11	11
Bates, Cincinnati.....	131	67	30	Hendrix, Pittsburgh.....	53	3	16
Zimmerman, Chicago....	127	41	40	Seaton, Philadelphia....	52	6	35
Connolly, Boston.....	126	66	47	Almeida, Cincinnati.....	50	11	16
Paskert, Philadelphia....	124	65	69	Sallee, St. Louis.....	50	1	15
Stengel, Brooklyn.....	124	56	58	Good, Chicago.....	49	11	16
Whitted, St. Louis.....	123	31	44	Williams, Chicago.....	49	5	26
Huggins, St. Louis.....	121	92	49	Gibson, Pittsburgh.....	48	10	8
Groh, N.Y.-Cin.....	121	38	37	Crandall, N.Y.-St. L....	48	3	10
O'Leary, St. Louis.....	121	20	34	Kirkpatrick, Brooklyn...	48	3	18
J. Meyers, New York....	120	37	22	W. Kelly, Pittsburgh....	48	2	12
Mann, Boston.....	120	18	73	Alexander, Philadelphia.	47	3	21
Killifer, Philadelphia....	120	4	17	Corriden, Chicago.....	46	10	14
Becker, Cin.-Phila.....	118	28	42	Harmon, St. Louis.....	46	6	22



Individual Base-on-Balls and Strike-Out Records—(Continued).

Name and Club.	G.	BB.	SO.	Name and Club.	G.	BB.	SO.
Clymer, Chic.-Bost.....	44	17	21	Rucker, Brooklyn.....	41	4	10
Johnson, Cincinnati.....	44	9	38	Tesreau, New York.....	41	2	15
Mensor, Pittsburgh.....	44	8	13	Kommers, Pittsburgh....	40	10	29
Ragan, Brooklyn.....	44	2	26	Yingling, Brooklyn.....	40	9	8
Robinson, Pittsburgh....	43	2	9	Mathewson, New York..	40	8	13
Adams, Pittsburgh.....	43	1	16	Brennan, Philadelphia...	40	1	12
Marquard, New York....	42	4	14	Lavender, Chicago.....	40	..	30

INDIVIDUAL FIELDING.

FIRST BASEMEN.

Name and Club.	G.	PO.	A.	E.	PC.	Name and Club.	G.	PO.	A.	E.	PC.
Konetchy, St. Louis.	140	1432	91	7	.995	J. Miller, Pittsburgh	150	1400	78	22	.985
Daubert, Brooklyn...	139	1279	80	13	.991	Luderus, Phila.....	155	1533	92	26	.984
Hoblitzell, Cin.....	134	1373	60	17	.988	Saier, Chicago.....	149	1472	71	26	.983
Myers, Boston.....	135	1344	85	19	.987	Schmidt, Boston.....	22	166	12	3	.983
Merkle, New York..	153	1463	76	22	.986	Marsans, Cincinnati.	22	229	9	8	.967

SECOND BASEMEN.

Huggins, St. Louis.	113	266	339	14	.977	Cutshaw, Brooklyn..	147	402	448	38	.957
Egan, Cincinnati....	37	80	96	5	.972	O'Leary, St. Louis..	15	25	41	3	.957
Groh, Cincinnati....	113	249	358	23	.963	Doyle, New York....	130	315	345	31	.955
L. Magee, St. Louis	22	49	56	4	.963	Sweeney, Boston....	137	301	391	45	.939
Evers, Chicago.....	136	303	426	30	.960	Phelan, Chicago.....	46	56	79	10	.931
Knabe, Philadelphia.	148	311	466	33	.959	Shafer, New York..	25	44	63	8	.930
Viox, Pittsburgh....	124	223	314	23	.959	Butler, Pittsburgh..	28	62	74	12	.919

THIRD BASEMEN.

Lobert, Philadelphia	145	181	225	11	.974	Dolan, Phila.-Pitts..	39	40	70	8	.932
Devlin, Boston.....	69	83	134	6	.973	Whitted, St. Louis..	22	28	53	6	.931
Mowrey, St. Louis...	131	143	284	21	.953	Phelan, Chicago.....	38	47	68	9	.927
F. Smith, Boston....	59	64	72	7	.951	Shafer, New York...	81	115	136	21	.923
Herzog, New York..	84	95	139	13	.947	Almeida, Cincinnati.	37	42	71	10	.919
Byrne, Pitts.-Phila..	125	174	208	23	.943	Zimmerman, Chicago	127	139	232	36	.912
Grant, Cin.-N.Y.....	31	24	54	5	.940	Dodge, Cincinnati...	91	96	170	27	.908
J. Smith, Brooklyn.	151	175	295	34	.933	McDonald, Boston...	31	25	61	13	.869

SHORTSTOPS.

Tinker, Cincinnati...	101	223	320	18	.968	Whitted, St. Louis..	38	78	124	16	.927
J. Wagner, Pitts...	105	289	323	24	.962	Egan, Cincinnati....	17	35	54	7	.927
Hummel, Brooklyn..	16	31	51	4	.953	R. T. Fisher, Bklyn.	131	263	364	52	.923
O'Leary, St. Louis..	103	193	297	25	.951	Butler, Pittsburgh..	26	64	70	13	.912
Maranville, Boston..	143	317	475	43	.949	Berghammer, Cin....	54	97	143	24	.909
Bridwell, Chicago...	136	282	399	37	.948	Corriden, Chicago...	37	47	80	13	.907
Doolan, Philadelphia	148	338	482	51	.941	Shafer, New York...	16	32	52	12	.875
Fletcher, New York.	136	245	435	50	.939						

OUTFIELDERS.

Booe, Pittsburgh....	22	37	4	..	1000	Bescher, Cincinnati.	138	283	22	10	.968
Leach, Chicago.....	129	271	15	3	.990	Snodgrass, N. York.	133	312	19	11	.968
Whitted, St. Louis..	41	84	5	1	.989	S. Magee, Phila....	123	236	7	8	.968
Evans, St. Louis....	74	111	5	2	.983	Murray, New York..	147	279	24	11	.965
Wickland, Cin.....	24	57	2	1	.983	Hofman, Pittsburgh	24	50	3	2	.964
L. Magee, St. Louis.	108	250	21	5	.982	G. Burns, New York	150	321	22	13	.963
Becker, Cin.-Phila...	105	236	9	5	.980	Marsans, Cincinnati.	94	170	12	7	.963
W. Miller, Chicago..	63	136	9	3	.980	Carey, Pittsburgh...	154	363	28	16	.961
Kommers, Pitts.....	40	94	1	2	.979	Mann, Boston.....	120	250	14	11	.960
Wheat, Brooklyn....	135	338	13	8	.978	Stengel, Brooklyn...	119	270	16	12	.960
Williams, Chicago..	44	77	4	2	.976	Sheppard, S.L.-Cin..	84	134	10	6	.960
Good, Chicago.....	26	37	1	1	.974	Cravath, Phila.....	141	208	20	10	.958
Paskert, Phila.....	120	330	19	10	.972	Schulte, Chicago....	130	181	13	9	.956
Mensor, Pittsburgh..	18	30	4	1	.971	Connolly, Boston...	124	214	16	11	.954
J. Wilson, Pitts....	155	301	14	10	.969	Moran, Brooklyn...	129	231	15	13	.950
Oakes, St. Louis....	145	321	16	11	.968	Seymour, Boston....	18	34	4	2	.950

## INDIVIDUAL FIELDING— OUTFIELDERS—(Continued).

Name and Club.	G.	P.O.	A.	E.	PC.	Name and Club.	G.	P.O.	A.	E.	PC.
Zinn, Boston.....	35	83	8	5	.948	Titus, Boston.....	75	94	8	9	.919
Bates, Cincinnati....	111	192	19	12	.946	Clymer, Chic.-Bost..	37	76	2	7	.918
Mitchell, Chi.-Pitts.	135	327	23	21	.943	Cather, St. Louis....	57	67	8	7	.915
Meyer, Brooklyn.....	26	47	3	3	.943	Lord, Boston.....	62	81	4	8	.914
Shafer, New York...	15	27	3	2	.938	McCormick, N. York	15	19	1	2	.909
Hummel, Brooklyn..	27	37	6	3	.935	C. Cooper, N. York.	15	16	1	2	.895
W. Collins, Brooklyn	27	57	1	5	.921	Griffith, Boston.....	35	55	7	8	.886
Devore, Cin.-Phila...	79	125	12	12	.919						

## PITCHERS.

Alexander, Phila....	47	10	82	..	1000	Hendrix, Pittsburgh	42	6	67	4	.948
Fromme, Cin.-N.Y....	35	7	44	..	1000	Wiltse, New York...	17	..	18	1	.947
Rixey, Philadelphia.	35	1	39	..	1000	Camnitz, Pitts.-Phl.	45	5	64	4	.945
Crandall, N.Y.-St.L.	35	2	31	..	1000	Hess, Boston.....	29	11	58	4	.945
McQuillan, Pitts.....	25	6	32	..	1000	Doak, St. Louis.....	15	7	26	2	.943
Burk, St. Louis.....	19	1	16	..	1000	Brennan, Phila.....	40	12	53	4	.942
Adams, Pittsburgh..	43	10	74	1	.988	W. Wagner, Brook..	18	4	12	1	.941
Ames, N.Y.-Cin.....	39	2	67	1	.986	Pierce, Chicago.....	25	6	41	3	.940
Suggs, Cincinnati...	36	8	64	1	.986	Moore, Phila.-Chic..	19	2	28	2	.938
Curtis, Brooklyn....	30	11	44	1	.982	Tyler, Boston.....	39	13	107	9	.930
Seaton, Philadelphia	52	15	86	2	.981	Johnson, Cincinnati.	44	1	75	6	.927
Mayer, Philadelphia.	39	3	48	1	.981	Rucker, Brooklyn....	41	5	20	2	.926
Robinson, Pitts.:....	43	5	45	1	.980	Stack, Brook.-Chic..	34	3	22	2	.926
Rudolph, Boston.....	33	16	81	2	.980	M. Brown, Cin.....	39	5	40	4	.918
Sallee, St. Louis....	50	12	72	2	.977	Humphries, Chicago.	28	8	37	4	.918
Demaree, New York	31	1	38	1	.975	Reulbach, Chic.-Bkl.	25	9	35	4	.917
C. Smith, Chicago...	20	1	38	1	.975	Packard, Cincinnati.	39	7	46	5	.914
Tesreau, New York.	41	3	73	2	.974	Yingling, Brooklyn..	26	8	34	4	.913
Mathewson, N. York	40	13	100	3	.974	Harter, Cincinnati...	17	..	10	1	.909
Griner, St. Louis....	34	7	69	2	.974	Cheney, Chicago.....	54	4	82	9	.905
Chalmers, Phila.....	26	3	35	1	.974	Perdue, Boston.....	38	7	21	3	.903
Harmon, St. Louis..	42	22	75	3	.970	Allen, Brooklyn.....	34	6	30	4	.900
Dickson, Boston.....	19	6	26	1	.970	A. Cooper, Pitts.....	30	..	18	2	.900
Ragan, Brooklyn....	44	7	76	3	.965	James, Boston.....	24	7	35	7	.857
Marquard, New York	42	4	46	2	.962	Benton, Cincinnati..	23	..	35	4	.897
Lavender, Chicago...	40	2	46	2	.960	Richie, Chicago.....	16	2	14	3	.842
O'Toole, Pittsburgh.	26	5	36	2	.953	Geyer, St. Louis....	30	2	19	4	.840
Perritt, St. Louis...	36	10	46	3	.949						

## CATCHERS.

Name and Club.	G.	P.O.	A.	E.	PB.	PC.	Name and Club.	G.	P.O.	A.	E.	PB.	PC.
Whaling, Boston..	77	328	84	4	1	.990	McLean, S.L.-NY.	70	244	80	10	5	.970
Killifer, Phila....	120	570	166	9	5	.988	Archer, Chicago..	103	455	138	19	7	.969
Gibson, Pitts.....	48	182	34	3	..	.986	Hildebrand, St. L.	26	71	21	3	2	.968
E. Burns, Phila...	15	38	10	1	..	.980	Meyers, New York	116	579	143	25	6	.967
Clarke, Cincinnati	100	378	131	11	8	.979	A. Wilson, N.Y....	49	127	38	6	1	.965
Coleman, Pitts...	24	68	21	2	1	.978	Bresnahan, Chic..	58	194	67	10	7	.963
Hartley, N. York.	21	38	7	1	5	.978	Dooin, Phila.....	50	194	57	10	6	.962
Rariden, Boston..	87	377	111	12	5	.976	Kelly, Pittsburgh	40	135	31	7	3	.960
Simon, Pittsburgh	92	393	151	14	9	.975	Howley, Phila....	22	48	14	3	2	.954
Kling, Cincinnati.	63	259	94	9	6	.975	Wingo, St. Louis.	98	346	132	28	6	.945
W. Fischer, Bkl..	51	193	65	7	6	.974	Roberts, St. Louis	16	44	11	9	3	.859
O. Miller, Brook..	104	460	148	18	6	.971							

## CLUB FIELDING.

Club.	G.	P.O.	A.	E.	TC.	PB.	PC.
Philadelphia .....	159	4359	2081	214	6654	13	.968
St. Louis .....	153	4054	2053	219	6326	15	.965
Pittsburgh .....	155	4196	1851	226	6273	14	.964
New York .....	156	4253	1936	254	6443	14	.961
Cincinnati .....	156	4116	2055	251	6422	14	.961
Brooklyn .....	152	4105	1893	243	6241	13	.961
Chicago .....	155	4116	2004	260	6380	15	.959
Boston .....	154	4110	2003	273	6386	11	.957

Following are the official records of National League pitchers who participated in fifteen or more games during the season of 1913. In computing this record all runs scored were charged against the pitcher except those resulting from fielding errors and passed balls. No runs were charged that scored after chances had been offered fielders to retire the side. The percentage is based on the least number of earned runs per nine-inning game. To arrive at this percentage the total earned runs were divided by the number of innings pitched; then multiplied by nine to find the pitcher's average effectiveness for a complete game.

PITCHERS' RECORDS.

(At least five complete games.)

Arranged According to Percentage of Earned Runs per Nine-Inning Game.

Name and Club.	No. Games Pitched In.	No. Complete Games.	No. Innings Pitched.	Games Won.	Games Lost.	Shut-outs.	Batsmen Facing Pitcher.	Base Hits.	Hit Batsmen.	Bases on Balls.	Strike-outs.	W. P.	Total Runs.	Runs Earned off Pitcher.	Average Runs. †
Mathewson, N. Y....	40	25	306	25	11	4	1195	291	..	21	93	3	94	70	2.06
Adams, Pittsburgh..	43	24	314	21	10	4	1227	271	..	49	144	5	94	75	2.15
Tesreau, N. Y.....	41	17	282	22	13	1	1158	222	7	119	167	4	98	68	2.17
Demaree, N. Y.....	31	11	200	13	4	2	786	176	5	38	76	2	65	49	2.21
Pierce, Chicago.....	25	14	164	13	5	3	664	137	3	59	73	5	60	42	2.30
Robinson, Pittsburgh	43	8	196	14	9	1	791	184	7	41	50	1	72	52	2.39
Brennan, Phila.....	40	12	207	14	12	1	843	204	6	46	94	..	76	55	2.39
Marquard, N. Y.....	42	20	288	23	10	4	1122	248	3	49	151	3	100	80	2.50
C. Smith, Chicago...	20	8	138	7	9	1	562	138	4	34	47	..	53	39	2.54
Cheney, Chicago....	54	25	305	21	14	2	1255	271	8	98	136	19	117	87	2.57
Yingling, Brooklyn..	26	8	147	8	8	2	587	158	2	10	40	4	56	42	2.57
Seaton, Philadelphia	52	21	322	27	12	6	1324	262	10	136	168	9	117	93	2.60
Reulbach, Chic.-Bkl.	25	9	148	8	9	2	610	118	5	55	56	3	61	44	2.67
Humphries, Chicago.	28	13	181	16	4	2	713	169	2	24	61	4	80	54	2.68
Sallee, St. Louis....	50	18	276	19	15	3	1109	257	5	60	106	2	98	83	2.71
Ames, N.Y.-Cin.....	39	13	227	13	14	1	946	220	6	78	110	12	93	70	2.77
James, Boston.....	24	10	136	6	10	1	590	134	7	57	73	8	75	42	2.78
Alexander, Phila....	47	23	306	22	8	7	1234	288	3	75	159	3	106	95	2.79
Tyler, Boston.....	39	28	290	16	17	4	1189	245	11	108	143	12	131	90	2.79
Allen, Brooklyn.....	34	11	175	4	18	..	736	144	10	81	82	4	75	55	2.83
Hendrix, Pittsburgh	42	17	241	14	15	2	992	216	5	89	138	5	95	76	2.84
Rucker, Brooklyn....	41	16	260	14	15	4	1046	236	7	67	111	3	99	83	2.87
M. Brown, Cin.....	39	11	173	11	12	1	702	174	1	44	41	1	79	56	2.91
Rudolph, Boston....	33	17	249	14	13	1	1032	258	2	59	109	2	101	81	2.93
Packard, Cincinnati.	39	9	191	7	11	2	826	208	8	64	73	2	97	63	2.97
Johnson, Cincinnati.	44	13	269	14	16	3	1107	251	7	86	107	6	137	90	3.01
Stack, Bklyn.-Chic..	34	7	138	8	6	2	574	135	3	47	62	4	59	47	3.06
Doak, St. Louis.....	15	5	93	2	8	1	388	79	5	39	51	4	42	32	3.10
Mayer, Philadelphia.	39	7	171	9	9	2	706	172	9	46	51	4	77	59	3.11
Rixey, Philadelphia.	35	9	156	9	5	2	659	148	6	56	75	3	67	54	3.11
Dickson, Boston.....	19	8	128	6	7	..	532	118	1	45	47	2	71	46	3.23
Curtis, Brooklyn....	30	5	152	8	9	..	644	145	7	55	57	2	75	55	3.26
Perdue, Boston.....	38	16	212	16	13	3	877	201	4	39	91	1	107	77	3.27
O'Toole, Pittsburgh.	26	7	145	6	8	..	623	148	3	55	58	1	69	53	3.29
McQuillan, Pitts....	25	7	142	8	6	..	581	144	1	35	59	2	60	54	3.42
Benton, Cincinnati..	23	9	144	11	7	1	618	140	9	60	68	6	76	56	3.50
Lavender, Chicago...	40	10	204	10	14	..	901	206	13	98	91	6	111	83	3.66
Camnitz, Pitts.-Phil.	45	6	242	9	20	1	1050	252	10	107	85	6	131	100	3.72
Ragan, Brooklyn....	44	14	265	15	18	..	1114	284	4	64	109	3	145	111	3.77
Hess, Boston.....	29	19	219	7	17	2	936	231	7	70	80	2	123	93	3.82
Harmon, St. Louis..	42	16	273	8	21	1	1150	291	6	99	66	3	135	119	3.92
Suggs, Cincinnati...	36	9	199	8	15	2	825	220	7	35	73	3	110	89	4.02
Fromme, Cin.-N.Y...	35	5	168	12	10	..	706	167	5	50	74	5	88	76	4.07
Griner, St. Louis....	34	18	225	10	22	1	992	279	10	66	79	4	150	127	5.08
Perritt, St. Louis...	36	8	175	6	14	..	774	205	8	64	64	3	123	102	5.25

† Average runs earned per nine-inning game.

## PITCHERS' RECORDS—(Continued).

Participating in fifteen games, but pitching less than five complete games.

Name and Club.	No. Games Pitched In.	No. Complete Games.	No. Innings Pitched.	Games Won.	Games Lost.	Shut-outs.	Batsmen Facing Pitcher.	Base Hits.	Hit Batsmen.	Bases on Balls.	Strike-outs.	W. P.	Total Runs.	Runs Earned off Pitcher.	Average Runs. †
Wiltse, New York...	17	..	58	..	..	..	235	53	1	8	25	1	24	10	1.55
Crandall, N. Y.....	35	2	98	4	4	..	413	102	1	24	42	..	45	31	2.85
Cooper, Pittsburgh..	30	3	93	5	3	1	414	98	2	45	39	4	52	34	3.29
Harter, Cincinnati...	17	..	47	1	1	..	198	47	..	19	10	3	23	20	3.83
Chalmers, Phila.....	26	4	116	3	10	..	514	133	5	51	46	7	75	62	4.81
Moore, Phila.-Chic..	19	..	80	1	1	..	373	84	1	52	36	1	56	43	4.84
Burk, St. Louis.....	19	..	70	..	2	..	328	81	6	33	29	3	45	40	5.14
Geyer, St. Louis.....	30	2	79	1	5	..	349	83	2	38	21	3	57	46	5.24
Wagner, Brooklyn...	13	..	71	4	2	..	311	77	3	30	11	1	49	43	5.45
Richie, Chicago.....	16	..	65	2	4	..	295	77	1	30	15	1	53	42	5.81

† Average runs earned per nine-inning game.

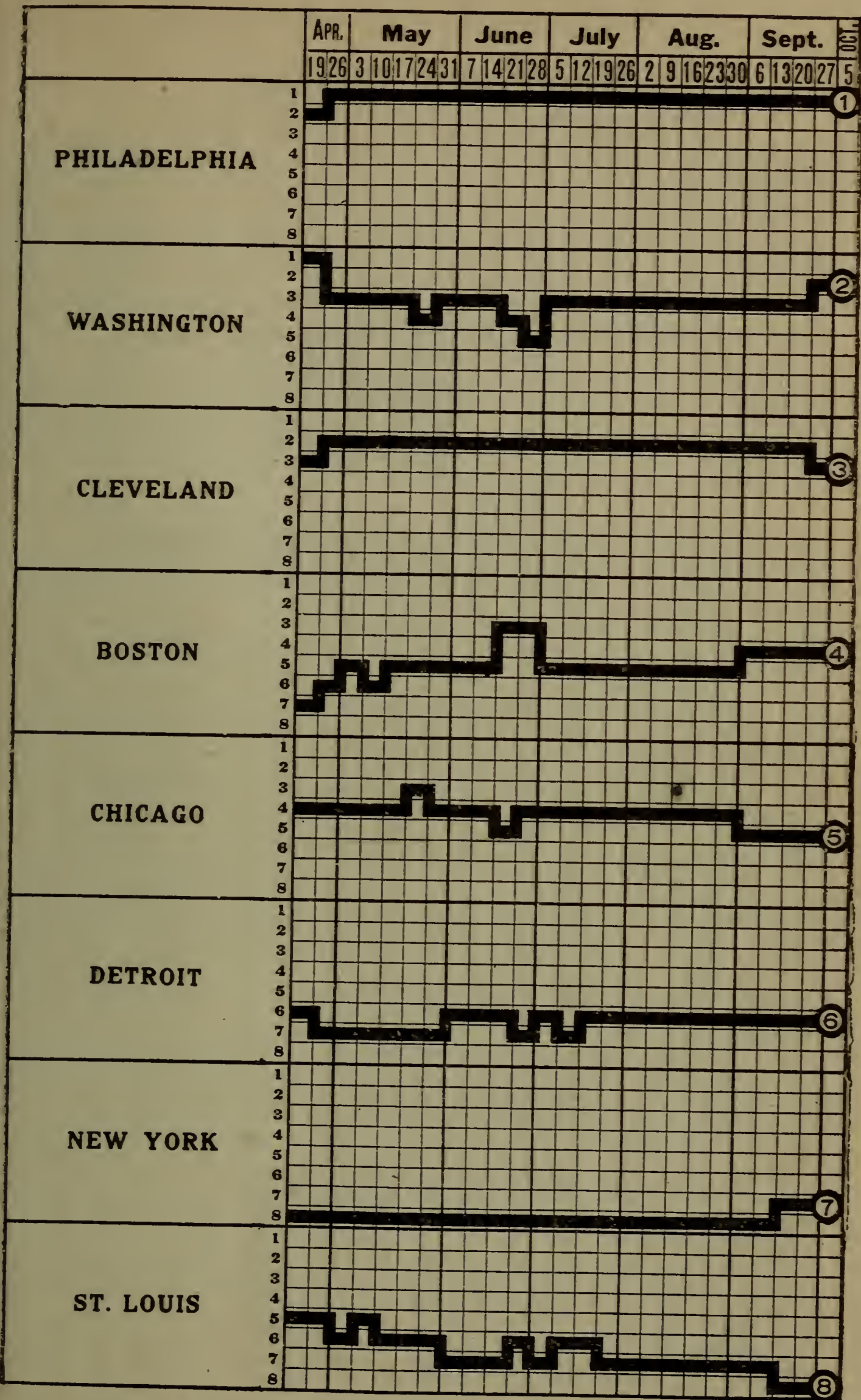


DIAGRAM OF RACE IN AMERICAN LEAGUE IN 1913.

# American League

## STANDING OF CLUBS AT CLOSE OF SEASON.

Club.	Phil.	Wash.	Clev.	Bost.	Chi.	Det.	N.Y.	S.L.	Won.	Lost.	P.C.
Philadelphia .....	..	14	13	11	11	15	17	15	96	57	.627
Washington .....	8	..	15	16	11	10	16	14	90	64	.584
Cleveland .....	9	7	..	13	13	14	14	16	86	66	.566
Boston .....	11	6	8	..	10	13	14	17	79	71	.527
Chicago .....	11	11	9	11	..	13	11	12	78	74	.513
Detroit .....	7	12	7	9	9	..	11	11	66	87	.431
New York .....	5	6	8	6	10	11	..	11	57	94	.377
St. Louis .....	6	8	6	5	10	11	11	..	57	96	.373

## CHAMPIONSHIP WINNERS IN PREVIOUS YEARS.

1900—Chicago .....	.607	1907—Detroit .....	.613
1901—Chicago .....	.610	1908—Detroit .....	.588
1902—Athletics .....	.610	1909—Detroit .....	.645
1903—Boston .....	.659	1910—Athletics .....	.680
1904—Boston .....	.617	1911—Athletics .....	.669
1905—Athletics .....	.621	1912—Boston .....	.691
1906—Chicago .....	.614		

## INDIVIDUAL BATTING.

Compiled by Irwin M. Howe, American League Statistician.

Name and Club.	G.	AB.	R.	ER.	H.	TB.	2B.	3B.	HR.	SH.	SB.	BB.	SO.	P.C.
Cobb, Detroit.....	122	428	70	51	167	229	18	16	4	11	52	59	32	.390
Henriksen, Boston.....	30	40	8	3	15	16	1	..	..	..	3	6	3	.375
Jackson, Cleveland....	148	528	109	74	197	291	39	17	7	10	26	80	26	.373
Speaker, Boston.....	141	520	94	72	190	278	35	22	3	16	46	66	24	.366
E. Collins, Phila.....	148	534	125	92	184	236	23	13	3	26	54	85	37	.345
Gilhooley, New York.	24	85	10	7	29	33	2	1	..	3	6	4	9	.341
Baker, Philadelphia..	149	565	116	88	190	278	34	9	12	7	33	63	31	.336
Lajoie, Cleveland.....	137	465	66	45	156	188	25	2	1	12	17	33	17	.335
McInnes, Philadelphia	148	543	79	58	177	227	30	4	4	25	16	44	30	.326
D. Murphy, Phila.....	40	59	4	3	19	25	4	1	..	2	..	4	8	.322
Schaefer, Washington.	52	100	17	13	32	35	1	1	..	3	6	15	12	.320
Gandil, Washington...	147	550	62	38	175	219	25	8	1	13	21	35	33	.318
Crawford, Detroit.....	153	610	78	63	193	298	32	23	9	11	13	52	28	.316
Lelivelt, Cleve.-N. Y..	34	50	2	..	15	20	3	1	..	..	1	..	3	.314
Strunk, Philadelphia..	93	292	30	21	89	124	11	12	..	13	14	30	22	.305
Holden, New York.....	18	53	6	5	16	21	3	1	..	5	..	8	5	.302
Milan, Washington....	154	578	89	62	173	218	18	9	3	20	74	57	26	.299
Lewis, Boston.....	149	551	54	40	164	219	31	12	..	28	12	33	51	.298
Bauman, Detroit.....	49	191	31	25	57	75	7	4	1	10	4	16	18	.298
Pratt, St. Louis.....	154	592	59	37	175	238	31	13	2	18	37	40	57	.296
Ryan, Cleveland.....	73	243	26	18	72	80	6	1	..	12	9	11	13	.296
E. Murphy, Phila.....	136	508	105	81	150	181	14	7	1	9	21	68	43	.295
O'Neill, Cleveland.....	78	234	19	15	69	88	13	3	..	8	5	10	25	.295
C. Walker, St. Louis.	23	85	7	3	25	31	4	1	..	5	5	2	9	.294
Shotten, St. Louis.....	149	556	107	77	163	205	23	8	1	7	43	102	63	.293
Derrick, New York....	22	65	7	3	19	23	1	..	1	..	2	5	8	.292
Engle, Boston.....	143	497	75	54	144	191	17	12	2	13	27	47	41	.290
Hooper, Boston.....	148	585	100	74	169	234	29	12	4	14	26	63	54	.289
Caldwell, New York..	51	97	10	7	28	35	3	2	..	2	3	4	15	.289
Stovall, St. Louis.....	89	303	36	22	87	110	14	3	1	4	7	7	22	.287
C. Thomas, Boston....	37	90	6	2	26	34	1	2	1	3	..	3	11	.286
Oldring, Philadelphia.	136	538	101	78	152	211	26	9	5	18	40	33	37	.283
McKee, Detroit.....	67	187	18	12	53	67	3	4	1	11	7	21	21	.283
A. Williams, Wash...	64	106	9	7	30	43	6	2	1	1	2	9	16	.283
Willett, Detroit.....	34	92	8	8	26	35	4	1	1	6	..	3	23	.283
I. Thomas, Phila.....	21	53	3	2	15	21	4	1	..	1	..	4	8	.283
Gardner, Boston.....	131	471	64	51	133	170	17	10	..	14	19	45	30	.282
Birmingham, Cleve....	47	131	16	12	37	48	9	1	..	9	7	7	21	.282
Fisher, New York.....	37	79	5	3	22	24	2	..	..	6	1	1	15	.278
Rehg, Boston.....	30	101	14	10	28	37	3	3	..	3	4	8	9	.277
Barry, Philadelphia...	135	455	62	45	125	165	20	6	3	28	16	43	31	.275
G. Williams, St. Louis	149	538	71	53	147	206	19	14	4	7	31	57	89	.273

SPALDING'S OFFICIAL BASE BALL RECORD.

INDIVIDUAL BATTING—(Continued).

Name and Club.	G.	AB.	R.	ER.	H.	TB.	2B.	3B.	HR.	SH.	SB.	BB.	SO.	PC.
Austin, St. Louis.....	142	479	56	38	131	167	18	6	2	16	37	46	49	.273
Stone, St. Louis.....	17	33	2	1	9	10	1	..	..	..	..	1	6	.273
Weaver, Chicago.....	151	533	51	36	145	190	17	8	4	18	20	18	61	.272
Morgan, Washington..	137	481	58	34	131	166	19	8	..	9	21	66	63	.272
Cree, New York.....	147	534	51	35	145	185	25	6	1	18	22	34	44	.271
Gainor, Detroit.....	104	359	47	30	97	135	16	8	2	4	10	30	45	.270
Veach, Detroit.....	138	494	55	38	133	175	22	10	..	15	22	53	31	.269
Mullin, Detroit-Wash..	24	41	5	3	11	11	..	..	..	..	1	6	6	.268
Peckinpaugh, N.Y.-Cl.	96	340	36	22	91	118	10	7	1	9	19	21	47	.268
Wood, Boston.....	21	56	10	8	15	20	5	..	..	1	1	4	7	.268
Graney, Cleveland....	148	517	56	38	138	189	18	12	3	13	27	47	55	.267
Chase, New York-Chi.	141	530	65	41	141	188	13	14	2	13	14	26	49	.267
Yerkes, Boston.....	137	487	67	47	130	175	30	6	1	25	10	50	34	.267
Dubuc, Detroit.....	66	135	17	15	36	53	5	3	2	4	1	2	19	.267
Schang, Philadelphia..	77	207	32	27	55	86	16	3	3	2	5	34	44	.266
Bodie, Chicago.....	127	407	43	29	108	162	14	8	8	22	6	34	58	.265
Sweeney, New York..	117	351	35	25	93	113	10	2	2	9	11	37	41	.265
Cook, New York.....	20	72	9	6	19	23	2	1	..	3	1	10	4	.264
Lord, Chicago.....	150	547	62	44	144	189	18	12	1	19	24	45	39	.263
Johnson, Washington.	51	133	12	3	35	58	5	6	2	1	2	5	14	.263
Leibold, Cleveland....	84	285	37	26	74	97	11	6	..	6	16	22	41	.260
Daley, Philadelphia...	59	142	13	12	37	41	2	1	..	5	4	13	30	.260
Hartzell, New York...	141	490	60	41	127	147	18	1	..	16	26	67	40	.259
Beall, Cleveland-Chi...	23	66	10	7	17	25	..	1	2	..	1	8	11	.258
Maisel, New York.....	51	187	33	25	48	58	4	3	..	3	25	36	20	.257
Wolter, New York....	127	425	53	34	109	145	18	6	2	12	14	83	50	.256
H. Williams, N. York	27	82	18	14	21	29	3	1	1	6	6	15	10	.256
W. Johnston, Cleve....	133	530	74	58	135	184	19	12	2	12	20	35	63	.255
J. Walsh, Philadelphia	94	302	56	31	77	103	16	5	..	12	15	30	40	.255
Mundy, Boston.....	17	51	5	4	13	13	..	..	..	4	..	4	15	.255
Onslow, Detroit.....	17	55	7	6	14	15	1	..	..	2	1	5	9	.255
Chapman, Cleveland...	140	508	78	53	131	172	19	8	2	48	29	47	51	.254
Shanks, Washington...	109	390	38	27	99	124	12	5	1	7	24	15	40	.254
O. Bush, Detroit.....	152	593	98	72	149	191	19	10	1	13	44	80	32	.251
LaPorte, Washington.	80	244	24	14	61	72	5	3	..	3	10	16	13	.250
Turner, Cleveland.....	120	388	61	46	96	117	13	4	..	33	13	55	37	.248
Olson, Cleveland.....	104	307	47	32	92	111	13	3	..	16	7	22	28	.248
E. Foster, Washington	106	409	56	40	101	125	11	5	1	3	21	36	31	.247
Zeider, Chic.-N. Y....	61	179	19	10	44	46	2	..	..	5	6	29	5	.246
Schalk, Chicago.....	128	401	38	27	98	126	15	5	1	13	13	27	37	.244
Blanding, Cleveland..	39	86	4	3	21	27	2	2	..	2	2	5	12	.244
Narrigan, Boston.....	85	256	17	11	62	87	15	5	..	8	6	27	24	.242
Nady, Boston.....	39	95	10	8	23	32	5	2	..	3	1	4	12	.242
Salvo, Washington....	16	33	5	3	8	11	..	..	1	3	..	1	4	.242
Louden, Detroit.....	72	191	28	16	46	60	4	5	..	10	6	24	24	.241
Witt, Detroit.....	99	359	45	38	86	109	11	3	2	23	5	31	18	.240
Collins, Chicago....	148	535	53	42	128	175	26	9	1	28	22	32	62	.239
Foriarity, Detroit....	102	347	29	21	83	92	5	2	..	15	33	24	25	.239
Joeller, Washington..	153	589	88	51	139	189	15	10	5	11	62	72	106	.236
Knight, New York....	70	250	24	19	59	69	10	..	..	6	7	25	27	.236
Wasterly, Chicago.....	60	98	3	3	23	24	1	..	..	3	2	3	10	.235
and, Cleveland.....	17	47	3	2	11	12	1	..	..	3	1	4	1	.235
Journier, Chicago....	68	171	20	14	40	61	8	5	1	3	9	20	23	.234
Hugh, Detroit.....	80	183	18	13	42	50	6	1	..	4	6	29	24	.230
Happelle, Chicago....	60	210	21	13	48	58	8	1	..	5	7	19	24	.229
app, Philadelphia....	84	237	23	12	54	67	4	3	1	2	2	37	26	.228
oehling, Washington	34	88	8	4	20	21	1	..	..	1	1	2	13	.227
unamaker, Boston...	30	66	9	5	15	21	4	1	..	2	1	8	8	.227
Johnston, St. Louis	109	376	37	30	85	113	14	4	2	19	12	41	53	.226
Wagner, Boston.....	109	362	41	29	82	118	14	8	2	2	7	40	28	.226
Henry, Washington...	96	270	26	16	61	76	8	2	1	6	6	23	42	.226
Manage, Detroit.....	80	241	19	16	54	71	13	2	..	8	5	21	35	.224
Deal, Detroit.....	16	50	3	1	11	15	..	2	..	2	2	1	7	.220
haller, Chicago.....	34	96	12	8	21	24	3	..	..	4	5	20	18	.219
rief, St. Louis.....	84	258	24	21	56	82	11	6	1	11	3	21	42	.217
urisch, Cleveland....	81	222	11	6	48	56	4	2	..	2	5	25	19	.216

## INDIVIDUAL BATTING—(Continued).

Name and Club.	G.	AB.	R.	ER.	H.	TB.	2B.	3B.	HR.	SH.	SB.	BB.	SO.	PC.
Midkiff, New York....	68	230	18	13	49	59	8	1	..	7	7	10	25	.215
Berger, Chicago.....	77	223	27	19	48	64	6	2	2	10	5	35	30	.215
McBride, Washington.	150	499	52	36	107	142	18	7	1	15	12	32	45	.214
C. Hall, Boston.....	33	42	2	2	9	12	1	1	..	1	..	2	11	.214
Daniels, New York...	93	320	52	35	69	92	13	5	..	5	26	46	26	.216
Wallace, St. Louis....	52	147	11	8	31	36	5	..	..	8	2	14	16	.211
Ainsmith, Washington	77	229	22	21	48	63	3	3	2	1	18	12	41	.210
Agnew, St. Louis.....	104	307	27	21	64	89	9	5	2	10	12	20	48	.208
Janvrin, Boston.....	86	276	18	9	57	73	5	1	3	13	16	22	25	.206
Orr, Philadelphia.....	27	70	7	5	14	17	2	1	..	..	1	4	10	.200
Rath, Chicago.....	90	295	37	23	59	61	2	..	..	14	22	46	21	.197
Russell, Chicago.....	44	106	9	5	20	31	5	3	..	4	..	1	30	.189
Mattick, Chicago.....	68	207	15	10	39	49	8	1	..	13	3	20	16	.188
Gedeon, Washington..	26	69	3	1	13	21	1	2	1	1	3	1	5	.188
Borton, Chicago-N. Y.	61	187	17	14	35	45	7	..	1	6	2	41	24	.187
Rondeau, Detroit.....	35	70	5	5	13	15	2	..	..	2	1	14	16	.186
Balenti, St. Louis....	70	210	17	10	38	48	2	4	..	9	3	6	32	.181
Compton, St. Louis....	61	100	14	10	18	32	4	2	2	1	2	13	13	.180
Benz, Chicago.....	28	50	3	3	9	11	2	..	..	2	..	..	14	.180
McConnell, New York.	35	67	4	3	12	14	2	..	..	3	..	..	11	.179
Dauss, Detroit.....	33	79	15	9	14	21	3	2	..	1	..	9	14	.177
Leverenz, St. Louis....	28	68	1	1	12	13	1	..	..	2	1	2	26	.176
Schultz, New York....	33	63	4	3	11	15	2	1	..	2	..	3	19	.175
Ball, Boston.....	21	58	9	9	10	12	2	..	..	2	3	9	13	.172
Leonard, Boston.....	39	82	9	6	14	17	1	1	..	4	..	7	21	.171
Sterrett, New York...	21	35	..	..	6	6	..	..	..	1	1	1	5	.171
Steen, Cleveland.....	18	41	2	2	7	9	2	..	..	4	1	2	12	.171
D. Walsh, St. Louis...	23	53	8	4	9	11	..	1	..	2	3	6	11	.170
Brown, Philadelphia...	38	78	4	1	13	17	1	..	1	3	..	1	30	.167
Baumgardner, St. L...	32	78	5	3	13	16	3	..	..	..	..	14	24	.167
Bates, Cleveland.....	20	30	4	3	5	9	..	2	..	1	3	3	9	.167
Groom, Washington...	36	92	7	3	15	23	4	2	..	5	..	6	24	.163
Gossett, New York....	39	105	9	3	17	19	2	..	..	4	1	10	22	.162
Ford, New York.....	30	74	5	2	12	15	1	1	..	2	5	7	30	.162
Kuhn, Chicago.....	26	50	5	2	8	9	1	..	..	..	1	13	8	.160
L. Bush, Philadelphia	33	70	8	6	11	16	3	1	..	2	..	2	22	.157
Bender, Philadelphia..	36	78	7	6	12	17	3	1	..	6	1	6	17	.154
McAllister, St. Louis.	46	85	3	1	13	17	4	..	..	3	2	11	12	.153
R. Collins, Boston....	30	80	10	6	12	23	2	3	1	7	..	7	32	.150
Covington, St. Louis..	20	60	3	1	9	11	..	1	..	2	3	4	6	.150
R. Mitchell, St. Louis.	33	88	5	5	13	17	2	1	..	2	1	6	11	.148
O'Brien, Boston-Chic..	19	34	2	2	5	6	1	..	..	2	..	5	11	.148
Weileman, St. Louis..	39	82	5	2	12	12	..	..	..	2	..	4	17	.143
W. Mitchell, Cleveland	29	70	7	6	10	12	2	..	..	6	..	3	25	.143
Cullop, Cleveland.....	18	31	1	..	4	4	..	..	..	3	..	2	10	.143
Cicotte, Chicago.....	40	91	7	5	13	15	2	..	..	4	..	4	16	.142
Alexander, St. Louis..	42	106	5	2	15	19	2	1	..	2	1	4	33	.141
Gibson, Detroit.....	20	57	8	7	8	9	1	..	..	1	2	3	9	.140
Lavan, St. L.-Phila...	51	163	9	4	22	28	2	2	..	4	3	10	46	.135
McKechnie, New York	44	112	7	5	15	15	..	..	..	3	2	6	17	.134
Shawkey, Philadelphia	17	44	3	2	6	7	1	..	..	2	..	1	10	.134
S. Gregg, Cleveland...	37	99	3	13	17	4	..	..	..	4	..	1	23	.131
Bedient, Boston.....	38	80	4	4	10	11	1	..	..	5	..	7	31	.125
Hamilton, St. Louis...	25	74	4	2	9	10	1	..	..	1	..	7	19	.121
White, Chicago.....	17	25	1	1	3	3	..	..	..	2	..	3	1	.120
Falkenberg, Cleveland.	36	84	..	..	10	11	1	..	..	6	2	10	41	.119
Hughes, Washington..	28	36	..	..	4	6	..	1	..	1	..	3	14	.111
M. Hall, Detroit.....	28	44	2	2	4	5	1	..	..	7	..	1	9	.091
Gallia, Washington...	23	23	1	1	2	2	..	..	..	..	..	1	7	.087
Houck, Philadelphia..	35	61	2	2	5	6	1	..	..	5	..	2	20	.082
Moseley, Boston.....	17	36	1	1	3	3	..	..	..	1	..	4	22	.081
Plank, Philadelphia...	35	75	8	6	6	6	..	..	..	5	..	11	16	.080
Scott, Chicago.....	44	97	3	3	7	11	1	..	1	8	1	3	24	.072
Keating, New York...	22	43	4	3	3	5	2	..	..	3	..	1	17	.070
Engel, Washington....	30	49	1	1	3	3	..	..	..	1	..	1	25	.061
House, Detroit.....	16	10	1	1	..	..	..	..	..	..	..	1	7	.000



CLUB BATTING.

Club.	G.	AB.	R.	ER.	H.	2B.	3B.	HR.	TB.	SH.	SB.	BB.	SO.	PC.
Philadelphia .....	153	4952	794	597	1413	220	81	33	1894	174	221	533	555	.285
Boston .....	151	4974	631	470	1336	216	102	17	1807	168	188	479	576	.269
Cleveland .....	155	5030	633	441	1350	207	74	16	1753	208	191	425	571	.268
Detroit .....	153	5063	624	464	1343	179	102	24	1798	156	216	495	503	.265
Washington .....	155	5095	596	392	1295	154	81	19	1668	111	288	449	652	.254
St. Louis .....	155	5022	528	379	1188	177	73	18	1565	136	211	456	732	.237
New York .....	153	4873	529	368	1156	156	44	8	1424	138	205	548	623	.237
Chicago .....	153	4827	488	356	1139	156	66	23	1496	194	157	459	580	.236

INDIVIDUAL FIELDING.

FIRST BASEMEN.

Name and Club.	G.	PO.	A.	E.	PC.	Name and Club.	G.	PO.	A.	E.	PC.
Covington, St. L...	16	148	17	1	.994	Brief, St. Louis....	62	607	34	12	.985
McInnes, Phila....	148	1504	79	12	.992	Borton, Chic.-N. Y.	59	532	44	11	.981
Gandil, Washington	145	1422	106	15	.990	H. Williams, N. Y.	27	244	12	5	.981
W. Johnston, Cleve.	133	1316	78	15	.990	Knight, New York.	49	494	45	11	.980
Gainor, Detroit....	103	1118	50	14	.990	Chase, N. Y.-Chic..	131	1324	87	33	.977
Stovall, St. Louis..	78	750	65	9	.989	Pipp, Detroit.....	10	80	4	2	.977
Fournier, Chicago..	29	267	16	3	.989	Olson, Cleveland....	20	197	10	8	.967
Onslow, Detroit....	17	179	6	2	.989	Crawford, Detroit..	13	156	7	6	.964
Engle, Boston.....	134	1242	60	15	.988	Mundy, Boston.....	16	129	6	7	.951
Tutweiler, Detroit..	14	140	10	2	.987						

SECOND BASEMEN.

Berger, Chicago....	70	108	223	14	.988	Morgan, Wash.....	133	254	359	32	.950
Turner, Cleveland...	29	68	94	4	.976	McKechnie, N. York	27	57	76	7	.950
Lajoie, Cleveland....	126	289	363	20	.970	Zeider, Chic.-N.Y...	20	51	45	5	.950
Rath, Chicago.....	86	160	251	16	.952	Collins, Philadelphia	148	315	448	41	.949
LaPorte, Wash.....	14	24	25	2	.961	Bauman, Detroit....	48	97	136	14	.943
Vitt, Detroit.....	77	151	234	16	.960	Hartzell, New York.	93	203	234	27	.942
Yerkes, Boston.....	128	220	344	25	.958	Schaefer, Wash.....	16	26	37	5	.930
Knight, New York..	20	50	70	6	.952	Louden, Detroit....	32	43	72	12	.906
Pratt, St. Louis....	144	364	425	41	.951	Ball, Boston.....	10	12	25	4	.902

THIRD BASEMEN.

Hartzell, New York.	24	31	23	4	.964	Louden, Detroit....	23	23	59	5	.942
Midkiff, New York..	76	102	185	13	.957	Moriarity, Detroit...	93	122	183	20	.938
Olson, Cleveland....	74	97	146	12	.953	Janvrin, Boston....	19	27	31	4	.935
LaPorte, Wash.....	44	43	85	6	.955	Lord, Chicago.....	150	143	221	30	.924
Maisel, New York..	51	70	82	8	.950	Baker, Philadelphia.	149	233	279	45	.919
Turner, Cleveland...	68	91	136	11	.954	Vitt, Detroit.....	16	19	49	7	.907
Austin, St. Louis....	142	215	288	30	.944	Foster, Washington.	105	112	216	36	.901
Gardner, Boston....	131	125	221	21	.942	Deal, Detroit.....	15	15	35	8	.864

SHORTSTOPS.

Wagner, Boston....	105	206	242	16	.965	Peckinpaugh, N.Y..	96	187	300	36	.931
Turner, Cleveland...	18	29	49	3	.963	Weaver, Chicago....	151	390	520	70	.928
Bisland, St. Louis...	12	21	31	2	.963	Wallace, St. Louis..	41	67	98	12	.925
McBride, Wash.....	150	315	485	33	.961	Balenti, St. Louis...	62	107	169	23	.924
Barry, Philadelphia.	135	248	403	31	.955	Janvrin, Boston.....	48	80	124	17	.923
Bush, Detroit.....	152	331	526	56	.939	Lavan, St. L.-Phila.	49	88	153	25	.906
Chapman, Cleveland	138	297	408	48	.939	Zeider, New York...	22	48	52	11	.900
Walsh, St. Louis....	22	35	63	7	.934	Derrick, New York.	14	32	51	12	.875

OUTFIELDERS.

Hartzell, New York	28	49	6	..	1000	Hooper, Boston.....	148	248	25	9	.968
Cree, New York.....	147	199	14	3	.986	Fournier, Chicago...	22	39	7	2	.968
Ryan, Cleveland....	71	138	7	2	.986	Oldring, Phila.....	131	234	8	8	.967
High, Detroit.....	52	104	8	2	.982	Bodie, Chicago.....	123	227	14	8	.967
Shanks, Washington	109	207	13	5	.978	Johnston, St. Louis.	109	222	23	9	.966
Gilhooley, N. York..	24	40	2	1	.977	Daniels, New York..	90	128	15	5	.966
Holden, New York..	16	37	5	1	.976	Crawford, Detroit...	140	201	14	8	.964
Graney, Cleveland...	148	277	16	9	.970	Lewis, Boston.....	149	263	29	11	.964
Mattick, Chicago....	64	116	14	3	.970	Daley, Philadelphia.	48	73	5	3	.963
J. Walsh, Phila.....	86	186	11	8	.969	Strunk, Philadelphia	82	171	8	7	.962

INDIVIDUAL FIELDING—OUTFIELDERS—(Continued).

Name and Club.	G.	PO.	A.	E.	PC.	Name and Club.	G.	PO.	A.	E.	PC.
Birmingham, Cleve.	36	73	2	2	.961	Cook, New York.....	20	43	3	3	.937
LaPorte, Wash.....	11	17	3	1	.952	Beall, Cleve.-Chic...	17	39	3	3	.933
Shotten, St. Louis..	149	359	29	20	.951	Milan, Washington..	154	295	20	24	.929
Chappelle, Chicago..	59	112	5	6	.951	Jackson, Cleveland..	148	211	28	18	.926
G. Williams, St. L.	146	225	26	13	.950	Gedeon, Washington	16	23	3	2	.925
Collins, Chicago.....	147	244	19	14	.950	Moeller, Washington	153	236	27	22	.923
Gobb, Detroit.....	121	262	22	16	.947	Veach, Detroit.....	138	251	16	24	.918
Wolter, New York..	121	231	15	14	.946	Schaller, Chicago...	29	45	..	4	.917
Speaker, Boston....	139	374	30	24	.944	C. Walker, St. L...	23	36	5	4	.911
Liebold, Cleveland...	72	142	12	9	.944	Calvo, Washington..	11	7	2	1	.900
Rehg, Boston.....	26	30	3	2	.943	Compton, St. Louis.	24	23	2	4	.844
E. Murphy, Phila...	136	160	14	11	.942						

PITCHERS.

Johnson, Wash.....	51	21	82	..	1000	C. Hall, Boston.....	26	6	27	2	.939
Caldwell, New York	23	7	41	..	1000	Schultz, New York..	33	8	52	4	.938
Collins, Boston.....	30	6	55	1	.984	Gallia, Washington.	23	5	39	3	.936
M. Hall, Detroit....	28	7	48	1	.982	R. Mitchell, St. L...	33	17	69	6	.935
Houck, Philadelphia	35	12	40	1	.981	Fisher, New York...	37	12	85	7	.933
J. Bush, Phila.....	33	15	74	2	.978	W. Mitchell, Cleve..	29	10	44	4	.931
Cicotte, Chicago.....	40	10	109	3	.975	Baumgardner, St. L.	32	8	72	6	.930
Cullop, Cleveland...	18	7	32	1	.975	Leverenz, St. Louis.	28	11	52	5	.926
O'Brien, Bost.-Chic.	19	2	33	1	.972	Blanding, Cleveland.	39	4	58	5	.925
Moseley, Boston.....	16	9	36	2	.971	House, Detroit.....	16	..	24	2	.923
Bender, Phila.....	36	8	56	2	.970	Brown, Philadelphia	38	7	65	5	.922
McConnell, N. York.	34	9	74	3	.965	Weileman, St. Louis	39	8	85	8	.921
White, Chicago.....	16	4	43	2	.959	Scott, Chicago.....	44	7	91	9	.915
Plank, Philadelphia.	35	6	59	2	.956	Shawkey, Phila.....	17	3	40	4	.915
Mullin, Det.-Wash..	19	2	41	2	.956	Falkenberg, Cleve...	36	4	68	7	.911
Wood, Boston.....	20	9	55	3	.955	Hughes, Washington	28	10	41	5	.911
Dubuc, Detroit.....	30	16	107	6	.953	S. Gregg, Cleveland	37	9	67	8	.905
Willett, Detroit....	33	8	93	5	.952	Boehling, Wash.....	34	17	77	10	.904
Walsh, Chicago.....	13	6	32	3	.951	Dauss, Detroit.....	33	7	64	8	.898
Groom, Washington.	36	15	78	5	.949	Ford, New York.....	30	11	56	8	.893
Lake, Detroit.....	24	6	59	4	.949	Steen, Cleveland....	18	3	38	5	.891
Bedient, Boston.....	38	9	54	3	.947	Leonard, Boston....	39	5	68	8	.887
Stone, St. Louis....	17	4	33	1	.947	Engel, Washington..	30	2	50	9	.852
Benz, Chicago.....	28	4	66	4	.946	Keating, New York.	22	3	39	9	.824
Hamilton, St. Louis.	29	15	53	4	.944	Warhop, New York.	14	..	12	4	.750
Russell, Chicago.....	43	10	69	4	.941						

CATCHERS.

Rondeau, Detroit..	14	46	22	..	1000	Lapp, Philadelphia..	82	339	120	14	.970
Cady, Boston.....	38	200	43	2	.992	Ainsmith, Wash.....	77	418	82	17	.967
C. Thomas, Boston..	28	135	40	3	.983	Schang, Phila.....	63	319	99	12	.967
Ira Thomas, Phila..	21	88	25	2	.983	Sweeney, New York	113	512	181	26	.964
A. Williams, Wash.	16	46	14	1	.983	Stanage, Detroit....	77	268	106	16	.959
Schalk, Chicago.....	125	586	153	15	.981	Carisch, Cleveland..	79	391	115	15	.953
Henry, Washington.	96	426	127	11	.981	Agnew, St. Louis....	104	383	170	28	.952
Carrigan, Boston....	81	393	126	11	.979	Smith, New York...	13	43	17	3	.952
Kuhn, Chicago.....	24	75	22	2	.979	Alexander, St. Louis	42	125	71	11	.948
Nunamaker, Boston.	28	143	23	4	.976	McKee, Detroit.....	63	217	84	17	.946
Easterly, Chicago...	21	96	24	3	.975	Land, Cleveland.....	17	83	26	9	.924
O'Neill, Cleveland..	78	352	119	13	.973	Gibson, Detroit.....	19	57	17	7	.914
Gossett, New York..	39	123	50	5	.971	McAllister, St. L...	38	103	34	14	.907

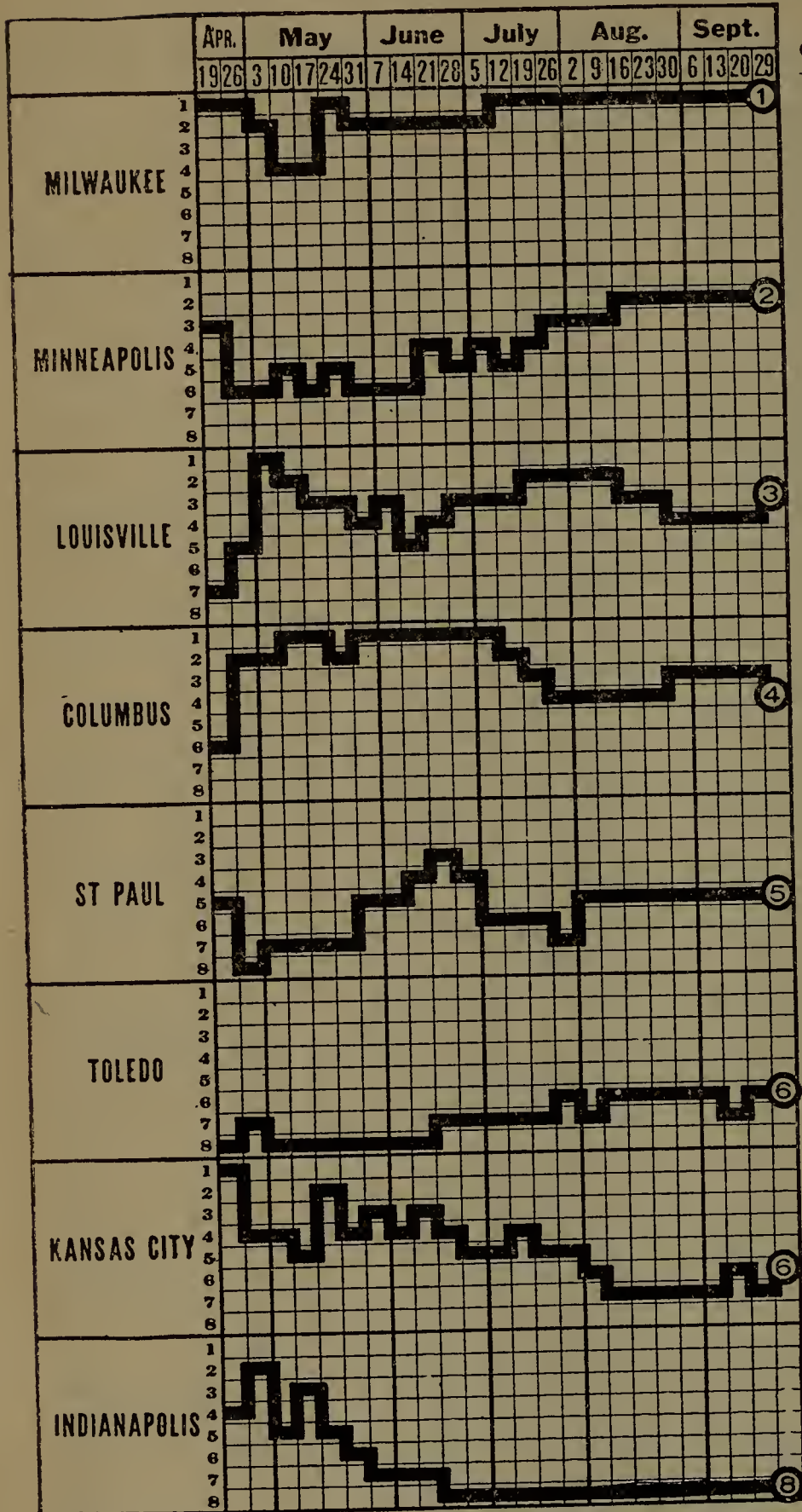
CLUB FIELDING.

Club.	G.	DP.	TP.	PB.	PO.	A.	E.	PC.
Philadelphia .....	153	104	1	14	4062	1966	212	.966
Cleveland .....	155	122	..	14	4150	2007	240	.962
Chicago .....	153	106	..	19	4082	2077	250	.961
Boston .....	151	74	..	24	4060	1860	243	.961
Washington .....	155	120	1	24	4189	2076	262	.960
New York .....	153	97	..	31	4031	2054	294	.954
Detroit .....	153	107	..	17	4077	2172	300	.954
St. Louis .....	155	124	..	22	4148	2135	305	.953

PITCHERS' RECORDS.  
(Five full games or more.)

Name and Club.	G.	IP.	Opp.			ER.	HB.	BB.	SO.	W.	P.	Av. ER
			AB.	H.	R.							
Johnson, Washington....	47	346	1242	230	54	42	9	38	243	3	..	1.09
Cicotte, Chicago.....	42	267 1-3	983	222	77	48	2	68	119	5	..	1.6-
Russell, Chicago.....	51	316	1141	247	89	65	8	85	126	4	..	1.85
Scott, Chicago.....	48	312	1108	249	96	64	9	89	155	3	..	1.85
W. Mitchell, Cleveland.	35	217	862	150	56	45	8	88	139	7	..	1.87
Boehling, Washington...	38	236 1-3	861	200	84	54	10	77	110	7	..	2.07
Steen, Cleveland.....	22	128 1-3	474	106	51	35	4	50	57	4	..	2.11
Bender, Philadelphia....	40	237 2-3	913	208	80	58	3	54	139	7	..	2.19
Falkenberg, Cleveland..	39	275 2-3	1023	236	82	68	6	89	165	13	..	2.21
Gregg, Cleveland.....	44	285	1050	254	106	71	14	121	167	9	1	2.24
Wood, Boston.....	22	145 2-3	528	116	54	37	8	61	123	8	..	2.28
Leonard, Boston.....	42	260	932	252	108	65	5	94	143	6	2	2.29
Allison, St. Louis.....	11	51 1-3	181	52	24	13	3	13	13	2	..	2.30
Shawkey, Philadelphia..	18	111 1-3	445	93	41	29	3	50	47	2	..	2.35
Hamilton, St. Louis....	31	217	816	197	95	57	9	83	101	5	..	2.37
Caldwell, New York....	27	164 1-3	590	131	57	44	9	60	87	1	..	2.41
Zamlock, Detroit.....	17	70 1-3	267	66	32	19	4	23	27	..	..	2.44
Walsh, Chicago.....	16	98 1-3	375	91	37	28	4	37	34	6	..	2.54
Blanding, Cleveland....	41	214	831	236	82	61	2	77	57	5	..	2.57
Plank, Philadelphia....	41	242 2-3	902	208	84	70	6	55	145	4	..	2.59
Ford, New York.....	33	237	888	243	108	70	4	53	72	4	..	2.66
Dauss, Detroit.....	31	226	823	186	101	67	13	82	107	8	..	2.66
R. Collins, Boston.....	30	246 2-3	901	239	89	72	2	37	89	..	1	2.72
Bedient, Boston.....	43	259 2-3	978	255	102	80	6	67	122	2	..	2.73
Benz, Chicago.....	33	150 2-3	575	142	65	46	2	58	77	4	..	2.74
McConnell, New York...	35	180	662	162	90	64	7	60	72	3	..	2.75
Brown, Philadelphia....	44	239 1-3	912	199	97	77	10	91	66	10	..	2.90
Dubuc, Detroit.....	36	242	1000	228	111	78	8	90	75	11	..	2.90
Kahler, Cleveland.....	24	126 2-3	443	115	61	41	2	32	41	2	..	2.90
McHale, New York.....	7	48 2-3	184	49	21	16	1	10	11	2	..	2.94
Engel, Washington.....	36	165 2-3	599	124	75	56	11	85	70	4	3	3.01
R. Mitchell, St. Louis..	33	245 1-3	955	265	111	82	5	47	58	4	1	3.01
Moseley, Boston.....	24	119	396	105	56	40	..	49	61	6	..	3.02
Willett, Detroit.....	33	241 1-3	782	229	122	83	12	88	58	5	..	3.10
Baumgardner, St. Louis	38	254 1-3	943	267	119	88	11	84	78	2	..	3.11
G. Foster, Boston.....	19	68	257	64	36	24	4	28	36	3	..	3.18
Fisher, New York.....	43	245 1-3	1036	244	113	87	8	71	92	1	..	3.20
White, Chicago.....	19	103	381	106	58	40	4	42	37	1	1	3.20
Groom, Washington....	37	265	1016	258	118	95	5	81	156	9	..	3.23
Keating, New York.....	28	151 1-3	580	146	77	54	2	51	83	7	..	3.23
M. Hall, Detroit.....	30	164	603	144	81	60	2	60	69	10	..	3.29
Weileman, St. Louis....	39	251 1-3	931	262	122	95	4	60	79	11	2	3.41
C. Hall, Boston.....	35	104 2-3	415	97	64	40	5	47	48	1	..	3.48
Lake, Detroit.....	28	127 2-3	536	147	65	50	..	25	33	4	..	3.51
Stone, St. Louis.....	18	91	352	94	45	36	7	45	37	2	..	3.56
J. Bush, Philadelphia...	39	201 2-3	801	193	97	80	4	65	78	8	..	3.57
Leverenz, St. Louis....	30	202 2-3	707	160	81	58	10	89	86	4	..	3.60
O'Brien, Chicago.....	22	108	407	124	58	44	..	49	56	3	..	3.66
Gallia, Washington....	30	92 1-3	383	85	66	38	7	46	46	3	..	3.73
Schultz, New York.....	38	192 2-3	745	197	105	80	5	69	77	7	..	3.74
Warhop, New York.....	15	62 1-3	236	69	42	26	12	33	11	..	..	3.78
Mullin, Detroit-Wash...	18	109 2-3	432	122	62	48	7	43	30	1	..	3.93
Hughes, Washington....	36	129 1-3	510	130	81	58	14	61	59	6	..	4.05
Houck, Philadelphia....	40	175 2-3	688	144	89	81	6	122	66	11	..	4.14
Wyckoff, Philadelphia..	17	61 2-3	240	19	12	30	5	15	8	2	..	4.36
Cullop, Cleveland.....	23	97 2-3	361	103	58	48	3	32	31	2	..	4.41
House, Detroit.....	19	54	187	10	47	31	1	17	16	2	..	5.17
Comstock, Detroit.....	10	60 1-3	264	90	55	36	1	16	37	2	..	5.40
Anderson, Boston.....	10	57	227	84	51	38	1	21	32	3	..	6.00

# American Association



In a splendidly contested campaign of twenty-four weeks, the Milwaukee club, for the first time in its history, won the twelfth annual championship of the American Association in 1913, displacing the Minneapolis club, winner for three successive years. The race developed into a four-cornered one, Milwaukee, Minneapolis, Louisville and Columbus being the contenders. At one time Milwaukee threatened to win as it pleased, but a slump occurred, and Minneapolis forged to the front. Within two weeks of the finish, however, Milwaukee again assumed the lead and remained in that position until the close of the season, thus coming from fifth place in 1912. Louisville, which finished a good third, advanced from seventh place, but Columbus dropped from third to fourth.

### CHAMPIONSHIP WINNERS IN PREVIOUS YEARS.

1902—Indianapolis ..	.682
1903—St. Paul .....	.657
1904—St. Paul .....	.646
1905—Columbus .....	.658
1906—Columbus .....	.615
1907—Columbus .....	.584
1908—Indianapolis ...	.601
1909—Louisville .....	.554
1910—Minneapolis ...	.637
1911—Minneapolis ...	.600
1912—Minneapolis ...	.636

### STANDING OF CLUBS AT CLOSE OF SEASON.

Club.	Mil.	Minn.	Louis.	Col.	St.P.	K.C.	Tol.	Ind.	Won.	Lost.	P.C.
Milwaukee .....	..	15	12	12	13	12	19	17	100	67	.599
Minneapolis .....	9	..	13	13	11	19	17	15	97	70	.581
Louisville .....	12	10	..	12	17	13	14	16	95	72	.569
Columbus .....	13	10	12	..	14	17	16	11	93	74	.557
St. Paul .....	11	12	5	9	..	12	11	15	77	90	.461
Kansas City .....	11	6	11	7	12	..	12	10	69	98	.413
Toledo .....	4	8	11	8	12	11	..	15	69	98	.413
Indianapolis .....	7	9	8	13	8	14	9	..	68	99	.407

## INDIVIDUAL BATTING.

Name and Club.	G.	AB.	R.	H.	2B.	3B.	HR.	TB.	SH.	SB.	P.C.
Rondeau, Minneapolis .....	19	45	8	17	4	1	..	23	..	1	.378
Eayrs, Columbus .....	27	59	15	22	3	1	..	27	3	..	.373
Warren, Toledo .....	15	57	7	20	5	1	..	27	3	..	.351
Chappelle, Milwaukee .....	85	350	60	122	15	11	5	174	2	12	.349
Reilly, Indianapolis .....	156	466	83	157	16	10	..	193	9	47	.337
C. Jones, Toledo.....	55	199	38	65	15	4	2	94	1	5	.327
Osborne, Louisville .....	171	668	101	214	17	20	2	277	19	12	.320
Kirke, Toledo .....	136	525	56	168	26	9	8	236	15	15	.320
A. James, St. Paul.....	110	336	38	106	25	9	6	167	5	4	.315
Miller, Columbus .....	166	604	77	188	31	8	7	256	38	15	.311
F. Roth, Louisville.....	20	45	3	14	2	..	..	16	2	..	.311
D. Jones, Toledo.....	85	298	57	92	6	2	..	102	5	12	.309
Walker, Kansas City.....	131	532	89	163	36	21	6	259	9	24	.307
Murphy, Columbus .....	40	92	10	28	5	1	..	35	2	3	.304
Rossman, Minneapolis .....	155	549	72	166	24	5	4	212	7	14	.302
Ingerton, Indianapolis-Louisville	23	73	12	22	6	1	..	30	2	3	.301
Booe, St. Paul.....	43	141	21	42	7	4	..	57	4	12	.298
J. Delahanty, Minneapolis.....	157	610	81	181	25	4	4	226	14	5	.297
Rehg, St. Paul.....	122	474	55	141	15	18	2	198	16	14	.297
Harper, Kansas City.....	16	37	4	11	2	1	..	15	1	..	.297
Niehoff, Louisville .....	170	581	89	172	31	14	6	249	17	48	.296
Metz, Indianapolis .....	146	526	62	155	23	12	6	225	13	14	.295
Altizer, Minneapolis .....	166	640	141	187	37	6	4	248	10	45	.293
Riggert, St. Paul.....	165	614	95	179	19	23	12	280	27	24	.293
Fiene, Kansas City-Minneapolis	85	266	34	78	17	2	1	102	13	4	.293
Rath, Kansas City.....	39	144	24	42	5	2	..	51	1	6	.292
W. Hinchman, Columbus.....	167	593	120	176	43	12	9	270	42	19	.290
Randall, Milwaukee .....	140	548	94	158	21	14	4	219	10	15	.288
Ferris, St. Paul.....	74	194	23	56	11	5	..	77	6	1	.288
Bonnin, Columbus .....	32	101	20	29	7	2	1	43	3	1	.287
Clark, Milwaukee .....	165	556	85	159	16	19	3	222	13	25	.286
V. Clemons, Louisville.....	112	315	35	90	11	8	..	117	6	3	.286
George, Toledo .....	42	112	13	32	4	2	2	46	2	..	.286
Gessler, Kansas City.....	35	112	10	32	6	2	1	45	4	1	.286
Hemphill, St. Paul.....	107	428	60	122	13	6	..	147	12	9	.285
S. Smith, Columbus.....	133	483	31	137	23	1	1	165	22	4	.284
Gilbert, Milwaukee .....	155	557	89	157	21	6	10	220	23	43	.282
J. Jones, Columbus.....	81	281	30	79	13	3	1	101	8	3	.281
Coulson, Kansas City.....	20	75	7	21	2	2	..	27	5	1	.280
Browne, Minneapolis .....	38	111	21	31	7	1	1	43	3	5	.279
Clarke, Indianapolis .....	28	78	10	22	6	..	..	28	6	4	.278
Mattick, Kansas City.....	42	155	12	43	11	4	..	62	6	4	.278
Severoid, Louisville .....	92	273	30	76	14	7	2	110	5	10	.278
Kritchell, Kansas City.....	47	142	18	39	8	2	..	51	5	3	.275
T. Jones, Milwaukee.....	150	536	71	146	19	5	1	178	22	21	.272
Stewart, Indianapolis .....	18	55	4	15	1	1	..	18	4	4	.272
Dougherty, Milwaukee .....	35	96	11	26	7	1	..	35	1	..	.271
Shelton, Columbus .....	144	592	115	160	25	13	2	217	12	26	.270
Bronkie, Toledo .....	162	587	78	158	22	13	1	209	49	25	.269
Scott, St. Paul.....	168	620	72	167	20	6	1	202	18	26	.269
Killifer, Minneapolis .....	161	556	86	149	22	8	..	187	14	42	.268
Perring, Columbus .....	161	607	90	162	29	5	4	213	26	9	.267
Drake, Kansas City.....	154	611	61	163	40	4	4	223	15	17	.267
Blackburne, Milwaukee .....	165	580	80	153	21	7	1	191	36	31	.266
Carr, Kansas City.....	77	256	26	68	20	..	3	97	11	2	.266
Clymer, Minneapolis .....	40	166	25	44	6	1	..	52	4	4	.265
H. Hinchman, St. Paul.....	159	641	94	166	21	7	1	204	18	20	.263
O. Nicholson, Louisville.....	32	107	21	28	3	1	2	39	4	2	.262
Autrey, St. Paul.....	169	617	64	161	15	5	1	189	25	9	.261
Galloway, Indianapolis .....	84	249	22	65	7	2	3	85	5	3	.261
Compton, Kansas City.....	36	130	15	34	4	4	4	58	2	7	.261
Gerber, Columbus .....	167	592	63	154	15	10	3	198	17	10	.260
Livingston, Indianapolis .....	82	234	21	60	9	5	2	85	5	3	.260
Burns, Minneapolis .....	32	77	4	20	3	..	..	23	2	..	.260
Niles, Indianapolis .....	144	544	85	141	9	8	3	180	22	18	.259
Miller, St. Paul.....	86	247	26	64	11	5	3	94	1	1	.259
Burns, Toledo .....	133	475	50	122	18	10	1	163	18	7	.257

## INDIVIDUAL BATTING—(Continued).

Name and Club.	G.	AB.	R.	H.	2B.	3B.	HR.	TB.	SH.	SB.	PC.
Barbeau, Kansas City.....	144	534	97	137	27	2	11	201	14	25	.257
Burch, Louisville .....	158	615	96	158	10	11	2	196	13	22	.257
Hughes, Milwaukee .....	148	470	48	121	22	5	3	162	22	20	.257
Hulswitt, Louisville .....	135	473	55	121	17	17	..	172	19	20	.256
Kruger, Toledo .....	44	145	16	37	6	1	..	45	3	4	.255
Brady, Toledo .....	104	369	56	94	8	10	2	128	10	18	.255
Downey, Kansas City.....	134	457	65	116	23	5	2	155	11	8	.254
Marshall, Milwaukee .....	50	126	10	32	5	3	..	43	2	3	.254
Hunter, Minneapolis .....	97	249	38	63	16	2	5	98	13	16	.253
Beaumont, Louisville .....	165	583	73	147	20	12	1	194	24	23	.252
Downs, Indianapolis .....	59	226	30	57	10	7	1	87	5	6	.252
Beall, Milwaukee .....	79	279	50	70	7	11	1	102	4	19	.251
Eddington, Columbus-Toledo ...	106	336	50	84	7	10	3	120	13	6	.250
Lewis, Milwaukee .....	148	541	79	135	14	7	..	163	22	25	.250
Watson, Milwaukee .....	17	20	1	5	..	1	..	7	3	1	.250
Flynn, St. Paul-Indianapolis....	122	419	48	104	19	8	1	142	10	18	.248
Walker, St. Paul.....	44	113	10	28	4	2	..	36	1	1	.248
Owens, Minneapolis .....	122	384	41	95	18	16	1	148	6	8	.247
Baxter, Kansas City.....	31	77	17	19	2	1	..	23	8	10	.247
Williams, Minneapolis .....	172	637	94	157	38	2	4	211	19	19	.246
Crandall, Indianapolis .....	154	525	65	129	24	4	1	163	26	24	.246
McKechnie, St. Paul.....	32	110	11	27	..	6	..	39	4	6	.245
Slapnicka, Milwaukee .....	51	112	13	27	1	..	..	28	4	2	.241
F. Delahanty, Minneapolis.....	136	442	70	106	10	4	1	127	28	31	.240
Weinberg, Louisville .....	169	604	71	144	21	13	6	209	18	12	.238
Gardner, Toledo .....	130	496	57	118	22	3	2	152	14	20	.238
Schrieber, St. Paul.....	42	160	15	38	3	5	..	51	5	1	.238
Krug, Indianapolis .....	140	503	52	119	12	13	2	163	12	20	.237
Rhoades, Kansas City.....	35	76	6	18	3	2	1	28	8	..	.237
Roth, Kansas City.....	54	153	25	36	6	5	..	52	5	3	.236
Breton, Kansas City.....	66	233	30	55	5	5	1	73	22	10	.236
O'Rourke, St. Paul.....	141	537	91	127	9	7	..	150	5	14	.236
Casey, Indianapolis .....	73	220	15	52	5	2	..	59	4	3	.236
Olmstead, Minneapolis .....	38	85	8	20	5	..	..	25	2	1	.236
H. Gardner, St. Paul.....	35	89	10	21	2	1	..	25	..	..	.236
O'Connor, Kansas City.....	115	353	32	83	8	8	..	107	7	4	.235
Benson, Columbus .....	164	625	85	147	22	10	5	204	41	7	.235
Collamore, Toledo .....	43	112	11	26	1	2	1	34	4	3	.232
E. Smith, Toledo.....	26	74	8	17	3	1	..	22	2	1	.230
Boyle, Louisville .....	38	61	7	14	..	1	..	16	1	2	.230
Ferry, Columbus .....	26	83	7	19	4	..	..	23	3	..	.229
Smith, Louisville .....	17	35	3	8	..	1	..	10	1	..	.229
Williams, Kansas City.....	95	320	33	73	8	3	..	87	14	19	.228
Gettman, Indianapolis .....	61	237	33	54	7	4	1	72	4	8	.228
Stansbury, Louisville .....	169	638	78	145	18	9	..	181	39	23	.227
Kelliher, Indianapolis .....	36	115	13	26	..	1	..	28	8	3	.226
Brief, Kansas City.....	37	120	7	29	3	2	..	36	8	5	.225
Baskette, Toledo .....	39	98	14	22	2	3	1	33	2	..	.225
Woodruff, Indianapolis-Milw....	86	299	29	67	6	2	..	77	17	6	.224
Berg, Milwaukee .....	68	175	25	39	2	1	1	46	4	6	.223
Southworth, Toledo .....	37	117	10	26	6	..	1	35	1	4	.222
Patterson, Minneapolis .....	35	100	7	22	3	..	..	25	4	1	.220
Payne, Kansas City.....	25	100	5	22	1	..	2	29	2	1	.220
F. Davis, Columbus.....	41	100	5	22	5	..	..	27	2	..	.220
Bluhm, Toledo .....	132	478	58	105	17	6	1	137	16	17	.220
Tannehill, K. City-Minneapolis.	162	552	59	121	20	1	1	146	29	7	.219
Hauger, Toledo .....	22	73	7	16	2	..	..	18	2	4	.219
De Vogt, Toledo.....	72	193	27	42	3	4	..	53	6	2	.218
Smith, Minneapolis .....	67	184	19	40	7	3	..	53	6	5	.217
Whelan, Indianapolis-Minneapolis..	70	223	26	48	2	3	..	56	12	9	.215
T. Downey, Indianap.-Louisv....	71	223	23	48	9	3	1	66	6	15	.215
Kommers, Columbus .....	20	70	7	15	2	3	..	23	5	1	.214
Woodburn, Louisville .....	36	75	8	16	3	1	..	21	4	..	.213
Karger, St. Paul.....	43	124	15	25	7	4	1	43	2	..	.202
Stumpf, Toledo .....	88	292	25	59	10	3	1	78	12	6	.202
Loudermilk, Louisville .....	46	107	7	21	6	2	..	31	2	..	.196
Vaughn, Kansas City.....	35	82	5	16	2	2	..	22	5	1	.195

INDIVIDUAL BATTING—(Continued).

Name and Club.	G.	AB.	R.	H.	2B.	3B.	HR.	TB.	SH.	SB.	PC.
Land, Toledo .....	25	78	5	15	1	..	..	16	2	2	.193
Johns, Columbus .....	54	184	18	35	7	1	..	44	4	3	.190
Schlitzer, Kansas City-Toledo...	24	43	2	8	..	..	..	8	1	1	.186
Felch, Milwaukee .....	26	71	4	13	4	1	2	25	1	2	.183
J. Powell, Louisville.....	36	83	7	15	3	..	..	18	4	1	.181
Merz, Indianapolis .....	42	89	6	16	2	1	..	20	3	..	.180
Toney, Louisville .....	24	61	3	11	1	4	..	20	2	..	.180
Cotter, Indianapolis .....	40	109	12	19	3	..	..	22	2	4	.174
Moore, Kansas City.....	41	109	15	19	2	2	1	28	2	1	.174
Wheeler, Indianapolis .....	17	64	6	11	2	1	..	15	1	2	.171
Cutting, Milwaukee .....	37	93	6	15	..	..	..	15	4	1	.161
Harrington, Indianapolis .....	38	69	6	11	..	3	..	17	4	1	.159
Mogridge, Minneapolis .....	26	69	4	11	1	..	..	12	3	1	.159
McQuillan, Columbus .....	18	44	3	7	1	..	..	8	2	..	.159
Galligan, Minneapolis .....	30	63	8	10	..	1	..	12	1	1	.157
Covington, Kansas City.....	35	65	4	10	1	..	..	11	2	..	.154
W. Powell, K. City-Milwaukee.	26	59	1	9	2	..	..	11	5	..	.153
Laroy, St. Paul-Indianapolis....	37	80	5	12	1	..	..	13	1	..	.150
Northrop, Louisville .....	40	94	12	14	1	1	..	17	2	..	.149
Cole, Columbus .....	42	123	8	18	2	2	..	24	5	1	.146
Kaiserling, Indianapolis .....	20	35	4	5	2	..	..	7	1	..	.143
Cook, Columbus .....	41	85	4	12	..	..	..	12	6	..	.141
Brandt, St. Paul.....	23	65	1	9	1	..	..	10	1	..	.138
Young, Minneapolis-Milwaukee.	35	66	7	9	..	..	..	9	4	1	.136
Schardt, Indianapolis .....	43	84	5	11	3	1	..	16	5	..	.131
L. J. James, Toledo.....	28	78	6	10	..	..	..	10	5	1	.128
Brann, Milwaukee .....	30	55	8	7	1	..	..	8	..	1	.127
McCarty, Indianapolis .....	15	55	6	7	1	1	..	10	1	1	.127
Willis, Indianapolis .....	23	60	5	7	..	..	..	7	2	..	.117
Works, Indianapolis .....	34	70	4	8	..	..	..	8	1	..	.114
Morgan, Kansas City.....	28	70	4	8	..	..	1	11	6	..	.114
Hovlik, Milwaukee .....	22	50	2	5	..	..	..	5	1	1	.100
Comstock, Minneapolis .....	18	51	5	5	1	..	..	6	2	..	.098
J. Nicholson, Milwaukee.....	15	25	2	2	..	..	..	2	..	..	.080
Rieger, St. Paul.....	40	86	12	6	..	..	..	6	1	4	.070
R. Clemons, Louisville.....	20	32	1	2	..	..	..	2	1	1	.063

CLUB BATTING.

Club.	G.	W.	L.	T.	AB.	R.	H.	2B.	3B.	HR.	TB.	SH.	SB.	PC.
St. Paul .....	169	77	90	2	5735	739	1521	185	112	26	2008	151	151	.265
Columbus .....	170	93	94	3	5686	655	1489	239	75	31	1971	252	111	.262
Milwaukee .....	170	100	67	3	5530	764	1443	183	91	31	1901	96	227	.261
Minneapolis .....	173	97	70	6	5739	818	1489	253	58	25	1933	185	202	.259
Louisville .....	171	95	72	4	5634	725	1458	176	131	20	1956	187	189	.259
Kansas City ...	169	69	98	2	5595	690	1411	250	78	40	1937	204	154	.253
Toledo .....	168	69	98	1	5525	677	1381	199	86	26	1830	187	160	.250
Indianapolis ...	172	68	99	5	5593	601	1386	195	83	22	1813	172	185	.248

CLUB FIELDING.

Club.	G.	PO.	A.	E.	PC.	Club.	G.	PO.	A.	E.	PC.
Louisville ....	171	4470	2064	247	.964	Toledo .....	168	4363	2178	319	.953
St. Paul .....	169	4543	2078	247	.964	Columbus .....	170	4580	2211	348	.951
Milwaukee ...	170	4480	2101	276	.960	Indianapolis ..	172	4555	2182	358	.949
Minneapolis ..	173	4625	2311	309	.957	Kansas City..	169	4489	2280	391	.945

INDIVIDUAL FIELDING.

FIRST BASEMEN.

Name and Club.	G.	PO.	A.	E.	PC.	Name and Club.	G.	PO.	A.	E.	PC.
Autrey, St. Paul....	169	1739	65	15	.992	Brief, Kansas City.	37	363	15	7	.982
J. Delahanty, Minn.	107	1160	34	12	.990	Weinberg, Louis....	169	1625	72	33	.981
Jones, Milwaukee...	150	1396	86	17	.989	Kirk, Toledo.....	30	301	14	6	.981
Miller, Columbus....	166	1640	82	26	.985	Hunter, Minneapolis	70	591	36	12	.981
Drake, Kansas City.	32	308	19	5	.985	Metz, Indianapolis...	146	1191	59	26	.980
Bluhm, Toledo.....	132	1244	68	21	.984	Fiene, K.C.-Minn....	38	364	26	8	.979
Carr, Kansas City...	72	640	37	11	.984	Flynn, St. P.-Ind....	17	155	8	4	.976
McCarty, Indianap..	15	165	9	3	.983						

## INDIVIDUAL FIELDING—(Continued).

## SECOND BASEMEN.

Name and Club.	G.	P.O.	A.	E.	P.C.	Name and Club.	G.	P.O.	A.	E.	P.C.
Downey, K. City....	34	76	82	8	.963	Williams, Kan. City	95	208	331	30	.947
Williams, Minn.....	171	424	546	38	.962	Downey, Louis.-Ind.	49	117	118	14	.944
Hulswitt, Louisville	127	289	363	26	.962	Brady, Toledo.....	30	85	80	10	.943
Crandall, Indianap..	66	181	201	15	.962	Berg, Milwaukee....	32	74	68	9	.940
Gardner, Toledo.....	130	295	400	30	.959	Benson, Columbus...	164	429	522	66	.935
Rath, Kansas City..	39	87	124	9	.959	Stansbury, Louis....	24	45	57	8	.927
H. Hinchman, St.P.	157	384	448	38	.956	Galloway, Indianap.	19	46	56	8	.927
Lewis, Milwaukee...	138	348	355	32	.956	Downs, Indianapolis	58	147	180	30	.916

## THIRD BASEMEN.

McKechnie, St. Paul	22	31	47	2	.975	Kirk, Toledo.....	16	31	19	4	.927
Perring, Columbus..	147	184	309	23	.955	O'Rourke, St. Paul.	130	144	236	33	.920
Tannehill, KC.-Min.	92	110	65	9	.951	Johns, Columbus....	23	28	44	7	.911
Niehoff, Louisville..	170	220	442	37	.947	Barbeau, Kan. City.	144	149	267	41	.910
Bronkie, Toledo.....	151	209	376	35	.944	Krug, Indianapolis..	72	83	138	26	.895
Ferris, St. Paul....	37	40	67	7	.938	Niles, Indianapolis..	67	69	104	23	.883
Downey, Kan. City.	14	13	16	2	.935	Killifer, Minneapolis	37	36	79	19	.859
Clark, Milwaukee...	165	197	379	44	.929	Roth, Kansas City..	22	26	31	10	.848
Galoway, Indianap..	30	39	66	8	.929	Whelan, Minn.-Ind..	26	16	52	15	.819

## SHORTSTOPS.

Tannehill, K.C.-Min.	62	120	209	16	.954	Downey, Kan. City.	33	73	109	18	.920
Scott, St. Paul.....	168	336	564	45	.952	Boyle, Louisville....	12	20	20	4	.909
Beaumont, Louis...	165	297	510	48	.944	Brady, Toledo.....	72	128	180	33	.903
Blackburne, Milw...	163	433	521	62	.939	Crandall, Indianap..	88	194	291	54	.900
Kelliher, Indianap..	36	73	98	12	.934	Krug, Indianapolis..	32	63	103	19	.897
Altizer, Minneapolis	166	378	578	70	.932	Breton, Kan. City...	65	162	182	44	.887
Gerber, Columbus...	167	417	557	76	.928	Bronkie, Toledo.....	11	13	32	6	.882
Stumpf, Toledo.....	83	169	240	33	.921						

## OUTFIELDERS.

Johns, Columbus.....	23	29	3	..	1000	W. Hinchman, Col..	167	363	21	22	.945
Hauger, Toledo.....	22	37	1	..	1000	Mattick, Kan. City.	42	111	9	7	.945
Fiene, K.C.-Minn....	22	26	5	..	1000	Kommers, Columbus	20	29	5	2	.944
Ingerton, Ind.-Louis.	16	21	4	..	1000	Woodruff, Ind.-Mil..	79	141	7	9	.943
Hunter, Minneapolis	14	21	2	..	1000	Downey, Kan. City..	45	91	41	11	.937
Hartzel, Toledo.....	10	12	..	..	1000	Beall, Milwaukee....	78	169	10	12	.937
Krug, Indianapolis..	32	79	6	1	.988	Burch, Louisville....	155	267	15	19	.937
Drake, Kansas City.	131	206	11	3	.986	F. Delahanty, Minn.	128	235	14	17	.936
Osborne, Louisville..	171	400	26	9	.979	Felch, Milwaukee...	23	35	7	3	.933
Baxter, Kansas City	22	40	1	1	.976	Rossman, Minn.....	143	228	9	17	.933
Gettman, Indianap..	59	137	5	4	.973	C. Jones, Toledo.....	53	89	7	7	.932
Southworth, Toledo.	37	62	5	2	.971	Eddington, Col.-Tol..	100	154	15	13	.929
Booe, St. Paul.....	40	62	4	2	.971	Rehg, St. Paul.....	120	242	17	20	.928
Coulson, Kan. City..	19	30	2	1	.970	J. Delahanty, Minn.	45	58	3	5	.924
Stansbury, Louisville	145	258	29	9	.970	Payne, Kansas City.	24	39	6	4	.918
O. Nicholson, Louis.	29	58	4	2	.969	Walker, Kansas City	131	293	22	32	.908
Shelton, Columbus..	144	342	19	12	.968	E. Smith, Toledo....	26	37	2	4	.907
Randall, Milwaukee.	140	191	9	7	.966	J. Jones, Columbus..	76	115	11	13	.906
Riggert, St. Paul...	165	431	23	16	.966	Chappelle, Milw.....	85	149	24	18	.906
Reilly, Indianapolis.	154	302	14	11	.966	Galloway, Indianap.	23	36	4	5	.889
Whelan, Minn.-Ind..	31	51	5	2	.965	Niles, Indianapolis..	74	115	20	18	.888
Burns, Toledo.....	131	283	12	11	.964	Gessler, Kansas City	33	37	10	6	.887
Clymer, Minneapolis	40	99	8	4	.964	Riley, Toledo.....	10	15	..	2	.882
Flynn, St. P.-Ind...	92	147	9	6	.963	Compton, Kan. City	36	57	6	9	.875
Gilbert, Milwaukee.	149	309	13	15	.955	Roth, Kansas City..	14	16	3	3	.864
D. Jones, Toledo....	83	139	6	7	.954	Warren, Toledo.....	13	15	2	3	.850
Schriever, St. Paul..	42	99	5	5	.954	Bonnin, Columbus...	30	37	4	8	.837
Hemphill, St. Paul..	107	186	14	11	.953	Ferris, St. Paul....	10	9	1	2	.833
Kirk, Toledo.....	91	151	16	8	.951	Stewart, Indianap...	16	16	4	4	.833
Killifer, Minneapolis	117	201	10	11	.950	Harper, Kansas City	11	19	5	5	.828
Wheeler, Indianap...	17	35	2	2	.949	Browne, Minneapolis	29	33	..	9	.786



INDIVIDUAL FIELDING—(Continued).

CATCHERS.				
Name and Club.	G.	P.O.	A.	E. PC.
Land, Toledo.....	25	85	16	1 .990
Hughes, Milwaukee.	143	589	180	10 .987
Marshall, Milw.....	39	150	46	3 .985
Smith, Minneapolis.	62	246	67	6 .981
Rondeau, Minn.....	16	41	12	1 .931
V. Clemons, Louis..	112	483	86	12 .980
A. James, St. Paul.	105	418	124	11 .980
Livingston, Ind.....	69	297	66	8 .978
O'Connor, Kan. City	104	515	122	14 .978
Owens, Minneapolis.	116	500	130	15 .977
Severoid, Louisville.	80	391	66	11 .976
Cotter, Indianapolis	38	136	47	5 .973

PITCHERS.				
Name and Club.	G.	P.O.	A.	E. PC.
Ellis, Louisville.....	13	3	10	.. 1000
Benn, Toledo.....	13	1	18	.. 1000
LeRoy, St. P.-Ind...	37	9	77	1 .989
H. Gardner, St. P..	35	2	60	1 .984
Northrop, Louisville	40	15	34	1 .980
Woodburn, Louis....	36	5	45	1 .980
Reiger, St. Paul....	36	7	79	2 .977
Ferry, Columbus.....	26	9	60	2 .972
Works, Indianapolis	34	14	62	2 .971
McQuillan, Col.....	18	3	29	1 .970
Gilligan, Minn.....	24	2	30	1 .970
F. Davis, Columbus.	41	12	69	3 .964
Eayrs, Columbus....	15	4	23	1 .964
Brann, Milwaukee..	30	5	46	2 .962
Schardt, Indianap...	43	7	68	3 .962
Loudermilk, Louis...	46	19	53	3 .960
Baskette, Toledo....	33	13	58	3 .959
Rhoads, Kan. City..	35	14	79	4 .959
Willis, Indianapolis.	23	1	42	2 .956
L. J. James, Toledo.	28	12	51	3 .955
Young, Minn.-Milw..	35	9	68	4 .951
Cole, Columbus.....	42	19	76	5 .950
Patterson, Minn.....	35	9	99	6 .947
Slapnicka, Milw.....	46	14	91	6 .946
Karger, St. Paul....	38	6	64	4 .946
Olmstead, Minn.....	33	5	47	3 .945
Harrington, Ind.....	33	10	57	4 .944
Cutting, Milwaukee.	37	5	61	4 .943

PITCHERS' ANALYSIS.  
(Twenty or more games.)

Name and Club.	IP.	Opp.			HB.	BB.	SO.	WP.	Bk.
		AB.	H.	R.					
McQuillan, Columbus .....	129 1-3	483	102	46	4	26	38	..	1
Cutting, Milwaukee .....	273	1019	229	90	8	67	123	2	..
R. R. Clemons, Louisville...	102 1-3	382	99	48	5	31	33	2	1
Cole, Columbus .....	341 2-3	1225	286	114	11	118	140	1	..
Olmstead, Minneapolis .....	202 1-3	788	213	95	3	56	86	3	..
Morgan, Kansas City.....	200 1-3	699	147	92	15	100	108	1	..
Slapnicka, Milwaukee .....	321	1189	311	132	13	113	129	..	..
Northrup, Louisville .....	267 2-3	994	232	114	2	61	113	3	..
Watson, Milwaukee .....	77 1-3	304	88	50	6	38	31	..	..
Toney, Louisville .....	272 1-3	623	143	57	4	41	93	5	..
Gilligan, Minneapolis .....	162 1-3	603	152	67	4	64	75	2	..
Dougherty, Milwaukee .....	230 2-3	882	247	99	4	75	97	1	..
Young, Milwaukee .....	226	844	214	92	3	45	112	6	..
Woodburn, Louisville .....	213 2-3	772	179	95	7	105	119	14	..
Loudermilk, Louisville .....	304 1-3	1085	235	104	15	137	197	8	1
Brann, Milwaukee .....	161 2-3	579	143	67	2	50	60	4	4
Patterson, Minneapolis .....	288	1081	267	103	3	38	131	2	..

## PITCHERS' ANALYSIS—(Continued).

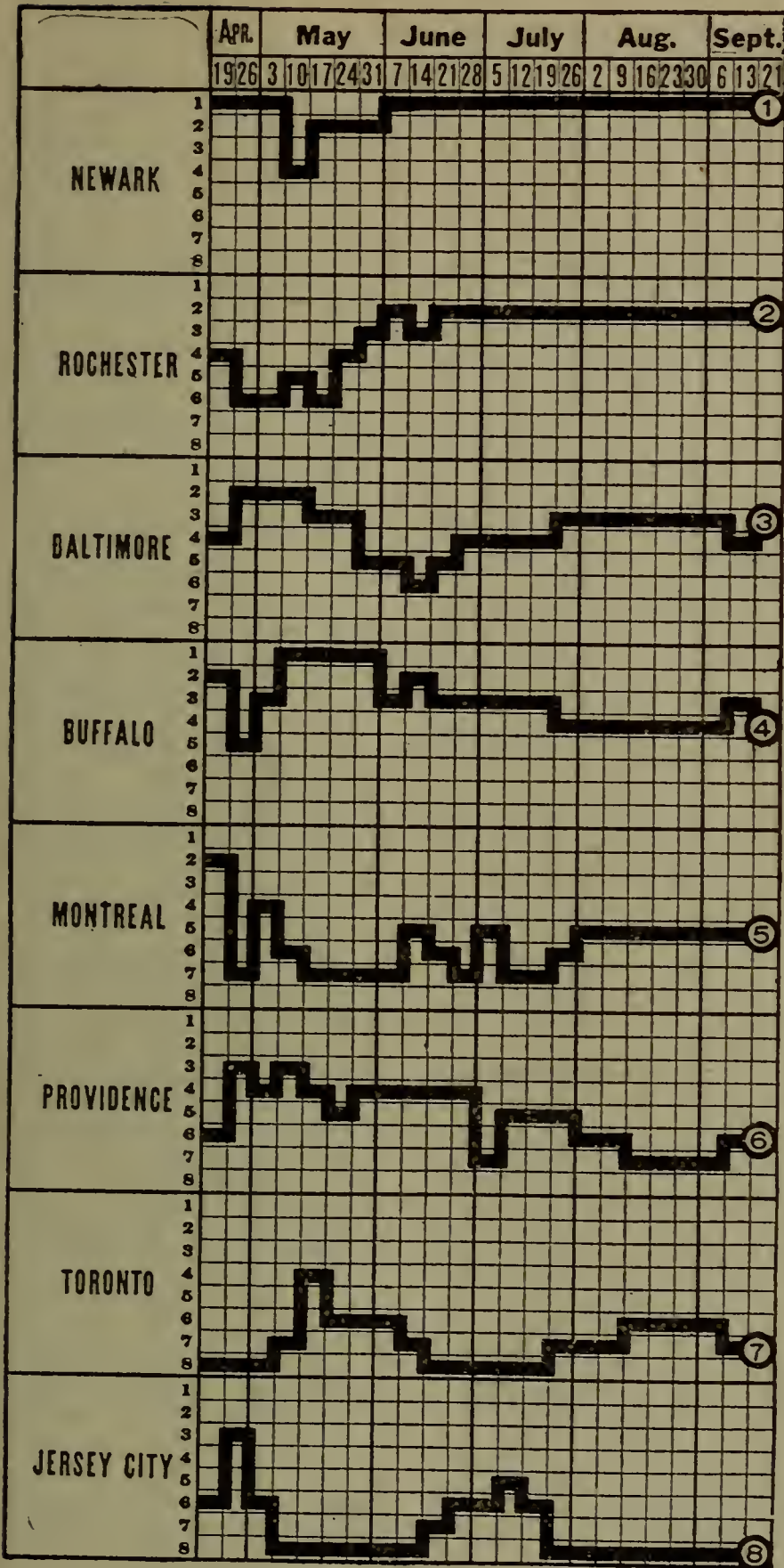
Name and Club.	IP.	Opp.			HB.	BB.	SO.	WP.	Bk.
		AB.	H.	R.					
Burns, Minneapolis .....	202 2-3	777	218	98	2	36	62	2	..
J. Powell, Louisville.....	239 2-3	902	238	102	..	56	76	..	..
Mogridge, Minneapolis .....	201 2-3	775	214	89	4	49	72	3	..
Hovlik, Milwaukee .....	150 2-3	541	118	56	6	51	89	1	..
W. Walker, St. Paul.....	290 1-3	1087	282	269	..	98	153	7	..
Collamore, Toledo .....	288 1-3	1089	256	145	7	133	133	11	..
Ferry, Columbus .....	224 2-3	3825	203	94	8	57	66	2	..
Vaughn, Kansas City.....	255	1013	195	95	10	149	176	6	..
Merz, Indianapolis .....	272 1-3	1000	258	119	4	90	108	4	..
F. Davis, Columbus.....	273 1-3	994	247	109	11	134	96	..	..
Karger, St. Paul.....	292	1101	292	139	10	80	104	5	..
Gardner, St. Paul.....	245 1-3	910	233	126	5	91	98	2	..
Willis, Indianapolis .....	174	659	163	65	4	49	59	5	..
Rieger, St. Paul.....	275 2-3	1072	323	152	6	40	56	1	..
L. J. James, Toledo.....	227	814	187	80	17	83	89	4	..
George, Toledo .....	288 1-3	1335	281	133	11	109	110	3	3
Baskette, Toledo .....	213 1-3	796	200	93	6	61	74	1	..
Brandt, St. Paul.....	175	633	148	79	9	83	111	13	1
Schlitzer, Toledo .....	138 1-3	560	167	86	1	27	44	2	..
Cook, Columbus .....	267 2-3	1012	262	111	8	101	80	3	..
Kaiserling, Indianapolis.....	109	435	121	72	..	38	39	2	..
Schardt, Indianapolis .....	274 2-3	1083	255	144	11	98	103	4	..
Rhoades, Kansas City.....	234	937	261	138	4	50	85	7	..
LeRoy, St. Paul-Indianap...	235	921	251	122	7	50	90	5	..
W. Powell, K. City-Milw....	181 2-3	704	211	104	6	92	68	9	..
Works, Indianapolis .....	209	787	209	128	10	91	82	9	..
Harrington, Indianapolis.....	209 1-3	779	184	117	5	137	110	6	2
Covington, Kansas City.....	191 2-3	681	182	127	12	107	76	8	..
Ellis, Louisville .....	55	215	56	30	2	14	23	4	..

## PITCHERS' RECORDS.

(Ten or more games.)

Name and Club.	G.	W.	L.	PC.	Name and Club.	G.	W.	L.	PC.
Fiene, Minneapolis.....	11	7	2	.778	F. Davis, Columbus....	44	17	16	.515
McQuillan, Columbus..	21	12	4	.750	Karger, St. Paul.....	40	18	17	.514
Cutting, Milwaukee....	39	21	9	.700	Gardner, St. Paul.....	44	11	11	.500
R. Clemons, Louisville.	23	7	3	.700	Willis, Indianapolis....	23	10	10	.500
Eayrs, Columbus.....	16	9	4	.692	R. Walker, Toledo.....	11	1	1	.500
Cole, Columbus.....	46	23	11	.676	Rieger, St. Paul.....	44	15	16	.484
Comstock, Minneapolis	18	10	5	.667	L. J. James, Toledo....	30	14	15	.483
Turner, Columbus.....	14	2	1	.667	George, Toledo.....	40	16	20	.444
Olmstead, Minneapolis.	37	15	8	.652	Baskette, Toledo.....	31	12	15	.444
Morgan, Kansas City..	29	15	8	.652	Brandt, St. Paul.....	25	8	10	.444
Slapnicka, Milwaukee.	47	25	14	.641	Allison, Kansas City...	10	4	5	.444
Northrup, Louisville...	48	17	10	.630	Schlitzer, Toledo.....	29	6	8	.429
Watson, Milwaukee....	20	5	3	.625	Cook, Columbus.....	43	13	18	.419
S. Smith, Louisville....	19	5	3	.625	Kaiserling, Indianap...	27	5	7	.417
Lake, Minneapolis.....	10	5	3	.625	Schardt, Indianapolis..	51	12	17	.414
Toney, Louisville.....	27	13	8	.619	Rhoades, Kansas City.	38	11	16	.407
Gilligan, Minneapolis..	30	11	7	.611	Burk, Indianapolis.....	15	5	9	.357
Dougherty, Milwaukee.	35	14	9	.609	LeRoy, Ind.-St. P.....	44	11	20	.355
Young, Milwaukee....	41	15	10	.600	Wetzel, Indianapolis..	11	1	2	.333
Woodburn, Louisville..	39	15	10	.600	W. Powell, K.C.-Milw.	33	7	15	.318
Loudermilk, Louisville.	51	20	14	.588	Works, Indianapolis...	39	8	18	.308
Brann, Milwaukee.....	35	10	7	.588	Nicholson, Milwaukee.	19	3	7	.300
Patterson, Minneapolis	37	17	12	.583	Harrington, Indianap..	44	7	17	.292
Burns, Minneapolis....	30	12	9	.571	Dashner, Toledo.....	11	1	3	.250
J. Powell, Louisville...	41	17	13	.567	Covington, Kansas City	45	5	15	.238
Mogridge, Minneapolis.	36	13	10	.565	Benn, Toledo.....	16	1	4	.200
Hovlik, Milwaukee....	27	11	9	.550	Riley, Kansas City....	15	1	4	.200
E. Walker, St. Paul... 50	18	15	.545	Zabel, K. City-Louis... 11	1	4	.200		
Collamore, Toledo.....	43	18	15	.545	Daniels, Kansas City.. 11	1	5	.167	
Ferry, Columbus.....	27	14	12	.538	Brenton, Toledo.....	10	1	8	.111
Vaughan, Kansas City.	42	14	13	.519	Ellis, Louisville.....	21	..	5	.000
Merz, Minneapolis.....	53	15	14	.517	Stevenson, Toledo.....	11	..	2	.000

# International League



Newark carried off the honors, with Rochester second and Toronto, the 1912 champion, next to last. The final result was not settled until one day before the close. At one time Newark had a big lead, but during the last month the team lost game after game, while Rochester suddenly developed a prolonged spurt which brought it close to the leader. Baltimore and Buffalo were third and fourth, as against fourth and fifth the previous year. Montreal finished fifth, one place better than last year. Providence moved from the rear to sixth, while Jersey City dropped from seventh place to the "cellar," experiencing a run of nineteen consecutive defeats in the latter part of the race.

## CHAMPIONSHIP WINNERS IN PREVIOUS YEARS.

1892	{ Providence .....	.616
	{ Binghamton .....	.667
1893	—Erie .....	.606
1894	—Providence .....	.696
1895	—Springfield .....	.687
1896	—Providence .....	.602
1897	—Syracuse .....	.632
1898	—Montreal .....	.586
1899	—Rochester .....	.626
1900	—Providence .....	.623
1901	—Rochester .....	.645
1902	—Toronto .....	.669
1903	—Jersey City .....	.736
1904	—Buffalo .....	.657
1905	—Providence .....	.638
1906	—Buffalo .....	.607
1907	—Toronto .....	.619
1908	—Baltimore .....	.593
1909	—Rochester .....	.596
1910	—Rochester .....	.601
1911	—Rochester .....	.645
1912	—Toronto .....	.595

## STANDING OF CLUBS AT CLOSE OF SEASON.

Club.	New.	Roch.	Bal.	Buf.	Mon.	Prov.	Tor.	J.C.	Won.	Lost.	PC.
Newark .....	..	11	14	15	11	15	16	13	95	57	.625
Rochester .....	11	..	11	10	14	14	16	16	92	62	.597
Baltimore .....	8	11	..	13	14	6	11	14	77	73	.513
Buffalo .....	7	12	9	..	12	12	8	18	78	75	.510
Montreal .....	9	8	8	10	..	12	12	15	74	77	.490
Providence .....	7	8	12	10	9	..	10	13	69	80	.463
Toronto .....	6	6	11	13	10	12	..	12	70	83	.458
Jersey City .....	9	6	8	4	7	9	10	..	53	101	.344

## INDIVIDUAL BATTING.

Compiled by William J. Manley.

Name and Club.	G.	AB.	R.	H.	2B.	3B.	HR.	TB.	SH.	SB.	BB.	SO.	PC.
Pipp, Providence .....	14	34	4	16	1	3	..	23	..	2	2	2	.444
McCarty, Newark .....	40	128	13	46	7	1	..	55	3	..	2	1	.359
Midkiff, Baltimore .....	41	157	25	56	3	4	1	70	9	10	8	7	.357
Wilson, Toronto .....	16	34	4	12	..	..	..	12	..	2	8	5	.353
Taff, Baltimore .....	19	34	7	12	1	2	..	17	2	1	5	9	.353
Simmons, Rochester .....	150	545	99	185	28	12	6	255	14	25	76	43	.339
Mitchell, Providence .....	63	177	31	59	6	..	..	65	4	4	30	21	.333
McDonald, Rochester .....	17	66	12	22	3	4	..	33	2	5	4	9	.333
Gilhooley, Montreal .....	117	458	74	150	13	3	..	169	23	36	58	14	.328
Demmitt, Montreal .....	144	535	68	174	29	6	4	227	20	20	30	44	.325
Swacina, Newark .....	141	530	64	172	21	7	1	210	21	18	16	21	.325
Schmidt, Rochester .....	123	471	67	151	26	8	..	193	13	22	40	33	.321
Beebe, Buffalo .....	33	53	8	17	3	..	..	20	2	1	2	11	.321
Lennox, Montreal .....	129	440	66	141	27	9	5	201	7	7	68	41	.320
Dalton, Newark .....	115	413	63	131	14	4	1	156	8	15	71	49	.317
Gowdy, Buffalo .....	104	300	35	95	16	4	3	128	7	8	25	21	.317
Coakley, Jersey City.....	21	35	5	11	..	..	..	11	3	..	5	6	.314
McDermott, Providence...	24	80	11	25	5	4	..	38	..	3	15	9	.313
Houser, Baltimore .....	154	539	64	168	22	2	..	194	28	24	66	38	.312
Deal, Providence .....	99	382	60	119	19	12	2	168	11	7	28	20	.312
Courtney, Jersey City....	26	87	10	27	1	3	1	37	5	3	9	15	.310
Purtell, Jersey City.....	134	503	42	154	18	12	3	205	18	10	21	13	.306
Platte, Providence .....	120	441	83	135	8	8	3	168	13	32	81	77	.306
Callahan, Toronto .....	16	59	14	18	1	3	1	28	3	1	5	5	.305
Pick, Toronto .....	26	86	14	26	2	..	..	28	2	9	14	4	.302
Murray, Buffalo .....	119	436	53	131	21	16	6	202	15	19	22	73	.300
Schulz, Toronto .....	124	451	60	135	22	4	2	11	12	24	26	50	.299
Collins, Newark .....	92	331	61	99	16	17	..	129	17	28	26	30	.299
Kroy, Toronto .....	53	177	6	53	8	2	..	65	12	6	21	15	.299
Laffitte, Providence .....	47	117	16	35	3	2	1	45	3	1	8	18	.299
McGraner, Montreal .....	43	87	17	26	2	1	..	30	2	2	16	3	.299
Vaughn, Jer. C.-Buff.....	147	572	82	169	21	8	2	212	23	23	64	43	.296
Doescher, Jersey City.....	20	71	9	21	..	..	..	21	2	..	3	13	.296
Northern, Tor.-New. ....	127	430	59	127	23	7	7	185	9	18	61	51	.295
Burns, Montreal .....	95	285	37	84	12	5	..	106	12	8	27	23	.295
Baumann, Providence ....	75	295	41	87	10	11	2	125	8	6	16	23	.295
J. Martin, Rochester.....	131	493	81	145	17	7	1	179	22	20	53	44	.294
Ball, Baltimore .....	71	245	43	72	6	6	..	90	3	17	25	58	.294
Cooper, Baltimore .....	104	355	40	104	8	2	..	116	15	9	20	32	.293
Jacklitsch, Rochester ....	84	222	26	65	17	4	2	96	5	6	56	56	.293
Roth, Baltimore .....	44	99	6	29	4	2	..	37	5	2	5	27	.293
Griggs, Montreal .....	40	144	21	42	7	4	..	57	1	5	7	15	.292
Donovan, Providence .....	15	24	5	7	..	1	..	9	..	..	4	8	.292
Myers, Newark .....	127	445	49	129	16	7	1	162	30	25	10	27	.290
H. Bradley, Jer. C.-Tor... 108	376	42	109	13	8	2	144	12	18	31	21	.290	
Barger, Newark .....	37	107	12	31	4	1	..	37	4	2	2	19	.290
Kelly, Jersey City.....	63	197	24	57	7	4	2	78	3	11	16	13	.289
Priest, Rochester .....	128	515	73	148	11	8	4	187	2	30	53	49	.287
Zinn, Rochester .....	110	408	68	117	16	8	4	161	9	19	37	40	.287
Derrick, Baltimore .....	80	279	42	80	8	6	3	109	9	15	28	35	.287
Allen, Montreal .....	127	461	61	132	12	11	..	166	7	18	57	72	.286
McIntyre, Providence ....	151	548	81	156	13	15	1	202	16	13	68	47	.285
Hanford, Mont.-Buff. ....	123	464	67	132	22	7	6	186	14	19	38	53	.284
Perry, Buffalo-Jersey City	95	338	58	96	15	7	4	137	3	8	49	43	.284
Fritz Maisel, Baltimore..	111	421	119	119	16	2	4	151	6	44	56	73	.283
Manser, Jersey City.....	21	39	2	11	2	..	..	13	..	..	1	8	.282
Irving, Jersey City.....	11	39	3	11	..	..	..	11	1	2	3	9	.282
Shean, Providence .....	133	462	73	130	16	11	4	180	18	21	59	36	.281
Egan, Baltimore .....	138	429	63	120	16	7	4	162	14	7	19	55	.280
Lush, Toronto .....	46	107	10	30	3	1	1	38	2	..	7	8	.280
Shawkey, Baltimore .....	27	72	7	20	5	1	..	27	..	1	3	10	.278
Roach, Buffalo .....	155	555	70	154	22	10	2	202	29	24	62	43	.277
W. Bradley, Toronto.....	135	501	49	139	24	4	4	183	13	19	29	14	.277

INDIVIDUAL BATTING—(Continued).

Name and Club.	G.	AB.	R.	H:	2B.	3B.	HR.	TB.	SH.	SB.	BB.	SO.	PC.
Getz, Newark .....	137	491	49	135	17	4	1	163	17	35	6	21	.275
Conroy, Rochester .....	112	359	57	98	21	4	2	133	21	11	54	29	.273
Kent, Toronto .....	10	22	2	6	1	..	..	7	..	..	2	3	.273
Donlin, Jersey City.....	36	136	17	37	2	5	1	52	5	9	5	12	.272
F. Smith, Rochester.....	117	450	58	122	15	2	1	144	18	4	26	29	.271
Paddock, Rochester .....	125	489	71	132	17	13	8	199	10	12	47	72	.270
Knight, Jersey City.....	77	300	40	81	9	6	1	105	6	16	19	24	.270
Powell, Providence .....	124	467	55	125	10	14	2	169	21	23	48	92	.268
Parent, Baltimore .....	79	269	35	72	7	2	..	83	8	15	36	14	.268
Lehr, Buffalo .....	66	224	36	60	6	4	3	83	3	4	12	16	.268
O'Hara, Toronto .....	143	532	90	142	20	4	4	182	13	16	76	73	.267
Almeida, Montreal .....	52	180	31	48	6	2	1	61	4	13	36	17	.267
E. Onslow, Providence....	101	391	51	104	10	6	..	126	13	19	26	34	.266
Jordon, Toronto-Buffalo ..	102	349	40	92	15	3	1	116	9	9	73	33	.264
Higgins, Newark .....	94	296	38	78	7	5	..	95	5	20	29	21	.264
Eschen, Jersey City.....	89	321	47	84	10	6	4	118	6	12	32	55	.262
Truesdale, Buffalo .....	155	574	98	150	18	4	1	179	12	30	113	65	.261
W. Zimmerman, Newark.	153	572	89	149	16	13	1	194	17	24	55	50	.260
Jackson, Buffalo .....	116	423	72	110	15	7	3	148	9	29	40	58	.260
Deininger, Buff.-Mont. ..	123	448	53	116	20	9	5	169	14	10	36	69	.259
Fabrique, Providence .....	35	139	19	36	6	..	..	42	5	6	4	26	.259
Capron, Baltimore .....	43	155	23	40	4	1	..	46	6	15	7	12	.258
Irelan, Rochester .....	22	66	8	17	2	..	1	22	3	1	16	8	.258
Bues, Buffalo-Jersey C....	140	499	60	128	21	10	1	172	12	11	44	45	.257
Twombly, Baltimore .....	116	369	51	94	14	5	3	127	15	26	49	55	.255
Breen, Jersey C.-Roch....	37	106	9	27	1	2	..	32	..	2	5	2	.255
Calhoun, Jersey City.....	107	366	53	93	8	6	2	119	14	15	27	49	.254
McCabe, Jersey City.....	106	398	41	101	14	3	1	124	12	12	19	31	.254
Bemis, Toronto .....	69	202	12	51	10	2	..	65	2	1	4	22	.252
Wells, Jersey City.....	97	279	25	70	2	7	1	89	6	1	37	16	.251
Corcoran, Baltimore .....	114	439	52	110	18	8	1	147	13	17	29	43	.251
Kocher, Providence .....	91	295	46	74	4	13	3	113	4	8	16	44	.251
G. Maisel, Baltimore.....	35	92	10	23	3	..	..	26	1	6	4	19	.250
Crisp, Jersey City.....	19	60	4	15	1	1	1	21	1	2	2	9	.250
Mullin, Montreal .....	12	16	..	4	..	..	..	4	..	..	2	2	.250
McConnell, Toronto .....	127	426	54	106	11	3	3	132	11	19	62	31	.249
Yeager, Montreal .....	108	375	30	93	15	2	1	115	14	10	7	12	.248
Fitzpatrick, Toronto .....	75	288	34	71	14	4	1	95	8	21	24	17	.247
La Longe, Buffalo.....	60	170	18	42	6	1	..	50	4	5	19	18	.247
Downey, Baltimore .....	47	175	23	43	13	4	..	64	8	16	22	15	.246
Barry, Jersey City.....	43	143	14	35	4	3	..	45	2	4	9	13	.245
Resigl, Providence .....	40	90	9	22	1	4	..	31	1	1	3	12	.244
Williams, Rochester .....	73	240	17	58	5	2	1	70	12	1	24	26	.242
Tooley, Newark .....	58	178	26	43	5	..	..	48	14	9	17	22	.242
Daniels, Baltimore .....	41	145	29	35	3	4	1	49	7	13	24	11	.241
Gaw, Toronto .....	31	58	2	14	2	1	..	18	3	..	2	13	.241
Beck, Buffalo .....	93	321	32	77	12	5	2	105	10	5	14	42	.240
Madden, Montreal .....	84	222	15	53	7	..	..	60	4	1	17	17	.239
Esmond, Montreal .....	125	442	52	105	9	4	1	125	17	7	39	41	.238
Schlafley, Jersey City....	46	76	13	18	2	..	2	26	3	3	27	16	.237
Smith, Newark .....	38	93	8	22	3	..	..	25	3	1	5	10	.237
Jamison, Buffalo .....	51	127	7	30	3	..	..	33	4	1	1	19	.236
O'Mara, Providence .....	37	132	9	31	1	..	..	32	9	3	7	17	.235
Coles, Baltimore .....	18	51	8	12	2	1	..	16	4	1	1	9	.235
Hoff, Rochester .....	28	47	4	11	2	..	..	13	1	1	..	3	.234
Seymour, Buffalo .....	12	47	3	11	1	..	..	12	3	..	3	2	.234
D. Brown, Toronto.....	22	60	8	14	2	1	..	18	..	..	8	1	.233
McTigue, Baltimore .....	16	30	..	7	1	..	..	8	..	..	..	5	.233
Smith, Montreal .....	52	121	16	28	4	..	4	44	4	..	6	35	.231
Holly, Toronto .....	124	440	43	101	12	2	..	117	22	29	29	30	.230
C. Brown, Toronto.....	36	87	6	20	5	..	..	25	5	..	3	11	.230
E. Zimmerman, Newark..	149	510	55	117	15	10	5	167	27	23	49	55	.229
Gagnier, Newark .....	138	515	61	118	15	3	..	139	58	14	27	39	.229
J. Onslow, Providence....	88	251	20	57	5	3	..	68	6	7	36	36	.227
Quinn, Rochester .....	44	110	11	25	3	2	1	35	2	3	12	27	.227

## INDIVIDUAL BATTING—(Continued).

Name and Club.	G.	AB.	R.	H.	2B.	3B.	HR.	TB.	SH.	SB.	BB.	SO.	PC.
Dale, Montreal .....	38	76	8	17	5	..	..	22	4	..	2	15	.224
Shaw, Jersey City.....	112	492	65	109	19	11	7	171	4	10	47	56	.222
Maxwell, Toronto .....	29	81	3	18	2	..	..	20	..	..	2	13	.222
Miller, Montreal .....	49	182	8	40	2	..	1	45	2	1	9	16	.220
McMillan, Rochester .....	66	206	28	45	3	2	..	52	8	5	29	16	.218
Ens, Providence .....	124	443	51	95	11	6	4	130	21	12	23	44	.214
Lee, Newark .....	38	84	9	18	5	1	..	25	3	..	15	12	.214
Goulait, Toronto .....	16	19	3	4	..	..	..	4	..	..	..	5	.211
Purtell, Montreal .....	120	371	36	78	5	2	..	87	12	9	38	27	.210
Cottrell, Baltimore .....	32	62	5	13	..	1	..	15	2	..	3	9	.210
Stephens, Buffalo .....	34	82	5	17	2	..	..	19	5	..	8	5	.207
McHale, Jersey City.....	31	58	8	12	1	2	..	17	1	..	2	16	.207
Blair, Roch.-Jersey C.....	100	322	15	66	6	4	..	80	4	2	21	30	.205
Graham, Toronto .....	99	319	23	65	11	..	..	76	5	7	28	17	.204
Gleichman, Baltimore ....	31	89	14	18	2	3	..	26	4	2	5	22	.202
Koehler, Jersey City.....	39	139	14	28	5	1	..	35	5	8	11	14	.201
Meyer, Toronto .....	21	45	4	9	..	1	..	11	1	..	9	9	.200
Payne, Baltimore .....	42	136	19	27	4	2	..	35	9	3	6	8	.198
Main, Jersey City-Buffalo	31	66	8	13	3	..	..	16	2	..	4	29	.197
Sline, Providence .....	18	46	5	9	..	..	..	9	..	..	3	10	.196
Bergen, Baltimore .....	35	82	3	16	3	1	..	21	3	2	6	9	.195
Devlin, Rochester .....	23	78	7	15	2	..	1	20	4	4	15	8	.192
Hughes, Rochester .....	32	84	4	16	1	1	..	19	6	2	..	23	.190
O'Rourke, Buffalo .....	19	44	5	8	1	..	..	9	1	..	2	7	.182
Bradley, Jersey City.....	10	33	1	6	1	1	..	9	2	..	1	7	.182
Morrisette, Baltimore ....	16	29	1	5	..	..	..	5	..	..	..	11	.172
Wilhelm, Rochester .....	46	100	7	17	3	1	1	25	7	..	7	23	.170
Cunningham, Montreal ...	34	112	10	19	5	..	..	24	3	1	9	27	.170
Aitchison, Newark .....	29	83	4	14	1	..	..	15	4	1	8	19	.169
Frill, Buffalo .....	32	78	6	13	1	..	..	14	6	..	1	25	.167
Enzmann, Newark .....	20	42	6	7	1	1	..	10	1	1	2	15	.167
Holmes, Buffalo-Newark..	37	83	6	13	2	..	..	15	4	1	5	18	.157
Russell, Baltimore .....	11	32	4	5	1	..	..	6	2	..	3	8	.156
Davis, Jersey City.....	32	71	4	11	..	..	..	11	3	..	8	17	.155
Brandt, Toronto .....	16	26	2	4	1	..	..	5	..	..	..	5	.154
Mason, Montreal .....	31	69	3	10	1	..	..	11	6	..	..	13	.145
Danforth, Baltimore ....	55	90	9	13	2	2	..	19	7	3	10	34	.144
Bell, Newark .....	31	65	3	9	1	..	..	10	5	..	..	16	.138
Trout, Toronto .....	13	23	3	3	..	..	..	3	..	..	..	2	.130
Keefe, Rochester .....	35	89	5	11	2	..	1	16	11	..	10	35	.124
Mattern, Montreal .....	35	82	..	10	..	..	..	10	5	..	1	18	.122
Fullenweider, Buffalo ....	37	99	5	12	..	..	..	12	5	..	..	19	.121
Moran, Providence .....	18	25	1	3	2	1	..	7	1	..	3	6	.120
Shack, Newark .....	23	34	..	4	1	..	..	5	2	..	2	11	.118
Martin, Rochester .....	29	69	2	8	..	..	..	8	1	..	8	2	.116
Brandom, Jersey City.....	54	87	6	10	..	..	..	10	1	..	2	13	.115
Wheatley, Providence ....	17	26	2	3	..	..	..	3	..	..	2	8	.115
Carlo, Montreal .....	11	18	2	2	..	..	..	2	..	..	2	7	.111
Bailey, Providence .....	43	123	7	13	3	..	..	16	3	1	12	24	.106
Hearne, Toronto .....	34	78	5	8	3	..	..	11	2	..	..	18	.103
Matteson, Buffalo .....	13	11	..	1	..	..	..	1	..	..	2	6	.091
Cooney, Jersey City.....	10	12	..	1	..	..	..	1	..	..	..	3	.083
Thompson, Jersey City....	34	85	1	7	1	..	..	8	1	..	..	26	.082
Zamloch, Providence .....	11	25	1	2	..	..	..	2	2	2	3	3	.080

Players who participated in less than ten games—Clark, Donnelly, Collins, Gervais, Curtis, Johnson, Lord, Howell, Herbert, Williams, Batten, Isaacs, Burke, Sheer, Murphy, Cadore, Verbout, Viebham, Morse, Tuero, Schwab, Gaskell, Tompkins, Graham, Kirley, Taylor, Averatt, Upham, Klepfer, Smith, Betts, Walker, Vickers, Caporel, Davidson, Jarman, Shears, Martin, Costello, McCleary, Fillinger, Brown, Galm, Tragessor, Nelson, Pape, Erwin, Rudolph, Tutweiler, Fitzgerald, Yates, Crenny, Jensen, Orth, Sweet, Bentley, North, Duggan, Reilly, Lidgate, Britton.

CLUB BATTING.

Club.	G.	AB.	R.	H.	2B.	3B.	HR.	TB.	SH.	SB.	BB.	SO.	PC.
Rochester .....	156	5234	710	1434	192	73	34	1884	175	169	595	584	.274
Newark .....	154	4909	613	1339	164	65	12	1669	251	219	354	459	.273
Baltimore .....	154	5007	659	1340	166	68	18	1696	182	260	451	536	.268
Providence .....	152	5041	684	1353	136	112	22	1779	165	179	520	617	.263
Montreal .....	156	5155	588	1354	172	56	20	1698	173	148	479	534	.263
Buffalo .....	155	5134	563	1336	195	73	30	1767	173	184	500	659	.260
Toronto .....	155	5142	607	1337	196	48	27	1710	160	195	489	482	.260
Jersey City .....	157	5302	482	1330	146	96	29	1755	133	149	252	489	.251

INDIVIDUAL FIELDING.

FIRST BASEMEN.

Name and Club.	G.	PO.	A.	E.	PC.	Name and Club.	G.	PO.	A.	E.	PC.
Barry, Jersey City..	43	391	19	1	.998	E. Onslow, Prov.....	101	907	75	16	.984
H. Bradley, J.C.-T..	108	916	60	4	.996	Swacina, Newark...	141	1466	91	27	.983
Deininger, Buf.-Mon.	30	278	16	2	.993	Lennox, Montreal...	37	335	21	6	.983
Schmidt, Rochester.	123	1349	69	11	.992	Collins, Newark.....	12	117	2	2	.983
Gowdy, Buffalo.....	11	95	8	1	.990	Miller, Montreal....	49	463	20	9	.982
Griggs, Montreal....	40	346	21	4	.989	Schultz, Toronto....	27	153	6	3	.981
Beck, Buffalo.....	85	911	24	12	.987	Ens. Providence.....	45	344	25	8	.979
Calhoun, Jersey C...	107	1044	49	16	.986	Simmons, Rochester	25	251	6	6	.977
Jordon, Tor.-Buff....	102	981	37	14	.986	Pipp, Providence....	14	65	5	7	.909
Houser, Baltimore..	154	1356	54	22	.984						

SECOND BASEMEN.

Schlafly, Jersey City	14	34	29	1	.984	Ens, Providence.....	18	29	41	3	.959
Parent, Baltimore...	61	140	163	6	.981	Fitzpatrick, Toronto	61	155	121	12	.958
Shean, Providence...	133	381	373	19	.975	Corcoran, Baltimore	22	67	84	7	.956
Esmond, Montreal...	57	92	105	5	.975	Ball, Baltimore.....	57	152	168	15	.955
Gagnier, Newark....	21	46	69	3	.975	Koehler, Jersey City	39	103	131	11	.955
Knight, Jersey City.	77	269	239	16	.969	Cunningham, Mont..	34	83	100	9	.953
Getz, Newark.....	135	346	428	27	.966	McMillan, Rochester	21	51	57	6	.947
Lennox, Montreal...	86	221	210	15	.966	Simmons, Rochester	125	222	315	39	.932
Treusdale, Buffalo..	155	419	490	34	.965	Breen, Jer. C.-Roch.	30	79	86	14	.922
McConnell, Toronto.	127	278	306	25	.959	Twombly, Balt.....	15	32	39	10	.877

THIRD BASEMEN.

W. Purtell, Jer. C..	95	101	208	13	.960	McDermott, Prov....	20	21	22	3	.935
Yeager, Montreal....	98	124	174	13	.958	Conroy, Rochester...	11	14	23	3	.925
W. Bradley, Toronto	135	175	245	19	.957	Pick, Toronto.....	11	16	14	3	.909
Vaughn, J.C.-Buff...	68	75	125	9	.957	Priest, Rochester....	52	57	71	13	.903
E. Zimmerman, Nk.	149	193	309	24	.954	Irelan, Rochester....	21	25	38	8	.897
O'Rourke, Buffalo...	13	13	24	2	.949	Midkiff, Baltimore..	41	35	65	12	.893
McMillan, Rochester	25	26	40	4	.943	Corcoran, Baltimore	17	30	37	7	.891
Paddock, Rochester.	43	51	26	5	.939	Almeida, Montreal..	27	35	52	11	.888
Deal, Providence....	99	164	205	25	.937	Downey, Baltimore..	47	59	90	19	.887
Bues, Buff.-Jer. C...	140	153	271	29	.936	Ens. Providence.....	39	53	84	19	.878
F. Maisel, Baltimore	45	55	77	9	.936	Esmond, Montreal...	16	15	34	7	.875

SHORTSTOPS.

Roach, Buffalo.....	155	323	584	40	.947	Pick, Toronto.....	11	23	38	6	.910
Purtell, Montreal....	116	253	382	38	.944	Fabrique, Prov.....	35	70	99	17	.909
Priest, Rochester....	22	49	58	7	.939	Tooley, Newark.....	39	78	89	18	.903
Ens. Providence.....	20	37	50	6	.935	Purtell, Jersey City	34	61	98	17	.903
Holly, Toronto.....	124	306	388	54	.928	Schultz, Toronto....	19	28	52	9	.899
Vaughn, J.C.-Buff..	79	155	254	33	.926	F. Maisel, Balt.....	66	140	183	37	.897
Gagnier, Newark....	117	226	395	51	.924	Ball, Baltimore.....	11	24	35	7	.894
Martin, Rochester...	131	291	436	63	.923	O'Mara, Providence.	37	81	100	22	.892
Esmond, Montreal...	53	129	155	24	.922	Courtney, Jersey C..	19	36	47	11	.883
Baumann, Prov.....	66	164	185	32	.916	Bradley, Jersey C...	10	28	29	9	.862
Derrick, Baltimore..	80	211	239	42	.915						

## SPALDING'S OFFICIAL BASE BALL RECORD.

## INDIVIDUAL FIELDING—(Continued).

## LEFT FIELDERS.

Name and Club.	G.	P.O.	A.	E.	PC.	Name and Club.	G.	P.O.	A.	E.	PC.
Paddock, Rochester.	23	23	..	..	1000	Eschen, Jersey City.	56	110	13	7	.946
Irving, Jersey City..	11	24	..	..	1000	Hanford, Mont.-Buf.	118	207	13	13	.944
Conroy, Rochester...	83	132	31	3	.982	Kelly, Jersey City..	63	92	7	6	.943
F. Smith, Rochester	112	208	11	5	.978	O'Hara, Toronto.....	143	247	19	19	.933
Callahan, Toronto...	16	35	3	1	.975	Cooper, Baltimore...	45	57	3	5	.923
Demmitt, Montreal..	139	273	27	11	.965	Corcoran, Baltimore.	12	15	3	2	.900
Twombly, Balt.....	68	117	10	5	.962	Lehr, Buffalo.....	10	13	1	2	.875
McIntyre, Prov.....	151	338	23	15	.960	Perry, Buff.-Jer. C..	20	44	4	7	.870
W. Zimmerman, Nk.	153	340	20	18	.952						

## CENTER FIELDERS.

Paddock, Rochester.	28	47	..	..	1000	Wilson, Toronto.....	16	24	..	1	.960
Deininger, Buff.-Mn.	13	30	2	..	1000	Collins, Newark.....	48	106	11	5	.959
G. Maisel, Baltimore	10	12	4	..	1000	Mitchell, Providence	15	43	3	2	.958
Fitzpatrick, Toronto	10	25	6	..	1000	Capron, Baltimore..	55	99	13	5	.957
Jamieson, Buffalo...	10	12	..	..	1000	Seymour, Buffalo...	12	21	1	1	.957
Almeida, Montreal..	24	49	10	1	.983	Schultz, Toronto.....	74	166	14	9	.952
Coles, Baltimore....	18	38	5	1	.977	Perry, Buff.-Jer. C..	72	120	8	7	.948
Myers, Newark.....	126	268	20	8	.973	Northern, Tor.-New.	119	201	29	13	.947
Gleichman, Balt.....	31	67	4	2	.973	Powell, Providence..	124	287	20	18	.945
Eschen, Jersey City.	20	34	2	1	.973	Gilhooly, Montreal..	117	263	21	19	.937
Murray, Buffalo.....	45	95	4	3	.971	Twombly, Balt.....	25	52	3	5	.917
Parent, Baltimore...	10	27	5	1	.970	Meyer, Toronto.....	20	29	2	3	.912
Jackson, Buffalo.....	110	247	20	9	.967	Wells, Jersey City..	14	43	3	7	.868
Shaw, Jersey City..	112	252	13	11	.960	Zinn, Rochester.....	77	120	7	20	.864

## RIGHT FIELDERS.

Collins, Newark.....	24	49	5	..	1000	Lehr, Buffalo.....	49	55	15	3	.959
Zinn, Rochester.....	25	39	8	1	.979	Murray, Buffalo.....	74	121	5	6	.955
Donlin, Jersey City.	36	84	7	2	.978	Payne, Baltimore...	31	53	3	3	.949
Cooper, Baltimore...	57	80	6	2	.977	Paddock, Rochester.	44	66	6	4	.947
McCabe, Jersey City	101	181	30	6	.972	Mitchell, Providence	20	22	3	2	.926
Platte, Providence..	120	182	14	6	.970	Allen, Montreal.....	119	156	20	16	.917
Deininger, Buf.-Mn.	67	117	14	4	.970	Corcoran, Baltimore	43	71	16	8	.916
Kroy, Toronto.....	53	116	9	4	.969	Priest, Rochester...	42	57	5	8	.886
Dalton, Newark.....	113	183	10	8	.960	McDonald, Roch.....	17	32	3	6	.854
Daniels, Baltimore..	55	67	3	3	.959						

## PITCHERS.

Whelm, Rochester..	43	9	96	..	1000	Schacht, Newark....	23	5	21	1	.963
Mullin, Montreal....	12	1	5	..	1000	Goulait, Toronto....	16	..	25	1	.962
Kent, Toronto.....	10	2	12	..	1000	Mitchell, Providence	17	10	36	2	.958
Donovan, Providence	9	4	13	..	1000	Cottrell, Baltimore..	32	3	40	2	.956
Cadore, Buffalo.....	9	..	14	..	1000	Frill, Buffalo.....	32	4	38	2	.955
Johnson, Baltimore..	8	1	8	..	1000	Bell, Newark.....	31	2	62	2	.955
Morse, Buffalo.....	6	..	1	..	1000	Resigl, Providence..	40	4	78	4	.953
Curtis, Newark.....	5	3	14	..	1000	Mattern, Montreal..	35	17	82	5	.952
Schwab, Toronto.....	5	..	4	..	1000	Lafitte, Providence..	38	14	42	3	.949
Gervais, Buffalo.....	5	..	11	..	1000	Herbert, Toronto....	8	2	16	1	.947
Smith, Montreal.....	51	25	97	1	.992	Quinn, Rochester....	43	13	141	9	.945
Keefe, Rochester....	35	18	75	1	.989	Roth, Baltimore.....	44	5	80	5	.944
Hughes, Rochester..	32	5	65	1	.987	Shawkey, Baltimore	27	2	47	3	.942
Fullenweider, Buff..	37	9	55	1	.985	Viebham, Jersey C..	7	1	15	1	.941
Martin, Rochester...	29	7	55	1	.984	Wheatley, Prov.....	17	4	27	2	.939
C. Brown, Toronto..	36	16	80	2	.980	Aitchison, Newark..	29	19	66	6	.934
Hoff, Rochester.....	28	4	45	1	.980	Holmes, Buff.-New..	37	6	50	4	.933
Enzmann, Newark...	20	12	38	1	.980	Carlo, Montreal.....	11	2	12	1	.933
Barger, Newark.....	37	22	66	2	.978	Doescher, Jersey C..	30	6	75	6	.931
Mason, Montreal.....	31	9	73	2	.976	Brandom, Jersey C..	54	14	79	7	.930
Coakley, Jersey City	17	7	29	1	.973	Danforth, Baltimore	55	5	60	5	.929
Taff, Baltimore.....	19	9	22	1	.969	Dale, Montreal.....	37	4	47	4	.927
Hearne, Toronto.....	32	10	44	2	.964	Matteson, Buffalo...	13	2	10	1	.923
Lee, Newark.....	38	3	76	3	.963	Jamison, Buffalo....	32	15	78	8	.921



INDIVIDUAL FIELDING—PITCHERS—(Continued).

Name and Club.	G.	PO.	A.	E.	PC.	Name and Club.	G.	PO.	A.	E.	PC.
Maxwell, Toronto...	29	8	72	7	.920	Manser, Jersey City.	21	2	33	5	.875
Gaw, Toronto.....	29	11	41	5	.912	Main, Jer. C.-Buff..	31	4	52	8	.875
Tuero, Jersey City..	5	..	10	1	.909	Morrisette, Balt....	16	2	19	3	.875
Zamloch, Prov.....	11	2	25	3	.900	Verbout, Jersey C...	9	1	13	2	.875
Moran, Providence..	18	2	32	4	.895	Lush, Toronto.....	45	12	55	10	.870
Davis, Jersey City..	32	7	34	5	.891	McGraner, Montreal	40	8	45	8	.869
Russell, Baltimore..	11	..	18	3	.890	Sline, Providence....	18	..	26	4	.867
McTigue, Baltimore.	16	..	16	2	.889	Burke, Montreal.....	9	1	5	1	.857
Brandt, Toronto.....	16	5	11	2	.889	Clark, Montreal.....	8	1	5	1	.857
Beebe, Buffalo.....	33	9	45	7	.885	Donnelly, Newark...	6	..	5	1	.833
McHale, Jersey City	31	4	24	5	.884	Gaskell, Newark....	5	1	4	1	.833
Bailey, Providence..	43	5	61	9	.880	Cooney, Jersey City.	9	..	6	2	.750

CATCHERS.

Name and Club.	G.	PO.	A.	E.	PB.	PC.	Name and Club.	G.	PO.	A.	E.	PB.	PC.
Bergen, Baltimore	35	144	31	2	3	.989	Smith, Newark...	35	123	24	5	1	.968
Williams, Roch...	73	408	81	9	8	.982	Madden, Montreal	84	310	77	13	4	.967
Jacklitsch, Roch..	84	355	107	11	5	.977	Higgins, Newark.	94	362	89	16	6	.966
Bemis, Toronto...	65	235	62	7	6	.977	Gowdy, Buffalo...	87	324	121	16	14	.965
La Longe, Buffalo	60	212	66	8	2	.972	Egan, Baltimore..	138	656	143	21	12	.964
Blair, Roch.-J.C..	100	396	134	16	3	.971	Kocher, Prov.....	91	321	92	16	7	.963
J. Onslow, Prov..	88	385	120	15	6	.971	McCarty, Newark	40	107	48	6	..	.963
Crisp, Jersey City	19	87	15	3	1	.971	Stephens, Buffalo	34	97	26	5	2	.961
Burns, Montreal..	93	350	130	15	6	.969	D. Brown, Tor...	22	67	27	5	4	.949
Graham, Toronto.	99	396	122	17	7	.968	Wells, Jersey City	64	206	55	16	2	.942

CLUB FIELDING.

Club.	G.	PO.	A.	E.	TC.	PB.	PC.
Buffalo .....	155	4153	2076	231	6460	14	.964
Newark .....	154	4154	2005	245	6404	6	.962
Montreal .....	156	4130	2032	256	6418	9	.960
Rochester .....	156	4200	2023	282	6505	13	.957
Toronto .....	155	4127	1945	283	6355	14	.955
Jersey City .....	157	4165	2068	302	6535	6	.954
Providence .....	152	4058	1951	297	6306	11	.953
Baltimore .....	154	4034	1842	303	6179	16	.952

PITCHERS' RECORDS.

Name and Club.	G.	IP.	Opp.			W											
			AB.	H.	R.	SO.	BB.	HB.	P.	Bk.	W.	L.	T.	TO.	Fn.	PC.	
Morse, Buffalo.....	6	20	1-3	60	12	10	8	24	..	1	..	2	..	..	1	6	1000
Aitchison, Newark.	29	237		870	195	65	83	69	3	2	..	21	5	..	2	3	.868
Enzmann, Newark..	19	131	1-3	478	99	33	55	46	2	..	..	11	4	..	6	3	.782
Wilhelm, Rochester	44	256		977	247	99	118	86	2	5	..	18	7	..	2	20	.770
Roth, Baltimore....	39	258		1010	277	122	155	78	7	6	..	22	9	..	14	3	.710
Lee, Newark.....	36	261	2-3	883	266	100	62	49	10	..	..	22	9	..	8	2	.710
Hoff, Rochester....	27	132	1-3	498	128	67	98	43	4	2	..	7	3	..	6	12	.700
Barger, Newark....	31	247	2-3	928	197	83	80	72	3	2	..	17	9	1	5	3	.674
Holmes, Buff.-New.	37	230	1-3	842	208	106	74	106	8	8	..	14	8	..	8	12	.636
Keefe, Rochester...	35	273		1014	262	94	99	78	7	2	..	21	12	1	4	..	.630
Cottrell, Baltimore.	32	183	1-3	680	160	78	105	86	7	7	..	14	8	..	6	8	.631
Fullenweider, Buff..	35	261	1-3	943	212	80	99	76	8	3	..	20	12	..	6	1	.625
Main, Jer. C.-Buff..	27	186	2-3	646	134	73	92	101	11	9	1	15	9	..	6	3	.625
McTigue, Baltimore	14	64	1-3	148	59	37	29	34	1	5	..	8	5	..	2	2	.615
Donovan, Prov.....	9	41	1-3	195	49	25	20	20	1	..	..	3	2	..	1	4	.600
Quinn, Rochester...	38	267	2-3	1066	261	111	153	62	3	1	..	19	13	..	1	9	.594
Jamieson, Buffalo..	32	204	1-3	774	212	87	62	91	19	2	1	14	10	..	9	5	.583
Mason, Montreal....	31	223	2-3	807	189	77	79	59	4	1	2	12	9	..	10	6	.571
Morrisette, Balt....	16	78	1-3	298	83	43	24	30	3	4	..	4	3	..	4	9	.571
Russell, Baltimore.	11	60		221	53	35	35	32	5	4	..	4	3	..	4	4	.571
Smith, Montreal....	51	353	2-3	1268	301	139	177	84	5	7	1	21	16	..	6	13	.568
Lush, Toronto.....	36	255	1-3	870	296	121	92	67	8	8	..	17	13	..	9	4	.567
Dale, Montreal.....	37	192	1-3	692	172	89	87	83	14	4	..	13	10	2	2	13	.565

## PITCHERS' RECORDS—(Continued).

Name and Club.	G.	IP.	Opp.			W					L.	T.	TO.	Fn.	P.C.		
			AB.	H.	R.	SO.	BB.	HB.	P.	Bk.							
Martin, Rochester..	29	168	2-3	748	196	99	83	85	7	8	..	13	10	..	10	2	.565
Bailey, Providence.	43	307	1-3	1099	233	118	188	157	19	7	1	19	15	1	9	5	.559
McGraner, Montreal	34	236		870	231	94	112	88	13	6	..	16	13	..	13	2	.552
Hughes, Rochester.	32	239	1-3	863	222	104	146	74	5	6	..	15	13	..	5	3	.536
Danforth, Balt.....	53	304		1151	288	146	150	96	7	4	..	16	14	1	12	13	.533
Sline, Providence...	18	125	2-3	458	120	72	29	55	10	3	..	8	7	..	6	2	.533
McHale, Jersey City	28	165		590	144	97	70	40	4	4	..	10	9	..	4	7	.526
Lafitte, Providence.	38	242	1-3	935	371	121	89	103	11	11	..	15	15	1	9	3	.500
Hearne, Toronto....	34	222	1-3	830	214	90	97	41	3	2	..	11	11	..	8	10	.500
C. Brown, Toronto..	32	228	1-3	886	248	102	80	94	6	6	..	13	13	..	5	8	.500
Carlo, Montreal.....	11	59		210	52	26	13	22	1	1	1	3	3	..	3	3	.500
Matteson, Buffalo...	11	43		162	47	23	19	21	..	..	..	1	1	1	1	9	.500
Kent, Toronto.....	10	61	2-3	241	72	31	17	27	2	1	..	4	4	..	1	2	.500
Reisigl, Providence	38	256	2-3	923	244	119	103	76	12	6	2	14	15	..	9	9	.483
Maxwell, Toronto...	29	222		811	211	81	78	72	4	..	..	13	14	..	4	1	.481
Doscher, Jersey C...	31	213	1-3	775	217	106	68	86	8	1	..	11	12	..	11	3	.478
Bell, Newark.....	31	203	1-3	726	199	83	70	42	1	3	..	10	11	..	7	5	.476
Mattern, Montreal..	35	221		877	243	101	86	62	5	5	..	12	14	2	10	3	.462
Shawkey, Baltimore	26	189	1-3	663	167	82	132	58	5	6	..	9	11	1	2	4	.450
Thompson, Jer. C...	35	205		769	205	76	62	43	2	3	..	8	10	..	8	11	.444
Frill, Buffalo.....	32	214	1-3	818	235	112	85	65	5	4	..	12	15	1	10	5	.444
Mitchell, Prov.....	17	100	1-3	398	116	52	31	31	1	3	..	4	5	..	1	7	.444
Beebe, Buffalo.....	29	188	2-3	593	203	101	81	70	8	3	1	11	14	..	9	1	.440
Gaw, Toronto.....	29	173	1-3	633	174	82	71	62	5	1	..	8	11	..	4	12	.421
Manser, Jersey City	19	94	2-3	380	119	74	23	28	4	2	..	5	7	..	6	5	.417
Schacht, Newark...	23	114	2-3	719	99	50	38	41	2	1	..	4	6	..	5	11	.400
Donnelly, Newark..	7	30	2-3	113	32	15	15	17	..	2	..	2	3	..	4	1	.400
Curtis, Newark.....	5	39		136	29	18	24	18	1	2	..	2	3	..	3	..	.400
Davis, Jersey City..	32	208		764	215	105	109	96	8	15	..	10	16	..	9	4	.385
Taff, Baltimore....	19	108	1-3	423	132	75	50	52	12	4	..	6	10	1	6	4	.375
Goulait, Toronto....	12	60	1-3	236	66	29	43	37	4	4	..	3	5	..	4	3	.375
Zamloch, Prov.....	11	68	1-3	289	71	36	23	31	1	4	..	3	5	..	3	3	.375
Brandom, Jersey C.	51	227	2-3	841	232	117	107	60	6	5	..	8	16	..	5	18	.333
Moran, Providence.	17	78		296	75	32	37	23	8	4	..	2	4	..	3	9	.333
Wheatley, Prov.....	13	81	2-3	305	91	48	20	35	8	2	..	3	6	..	6	..	.333
Johnson, Baltimore.	9	38	1-3	158	50	33	16	14	2	5	..	1	2	..	3	8	.333
Cadore, Buffalo....	8	48	2-3	135	26	13	19	16	..	..	..	1	2	..	1	5	.333
Viebahn, Jersey C..	8	32		108	23	9	13	14	2	..	..	1	2	..	2	4	.333
Clark, Montreal....	6	22		77	15	15	12	18	1	..	..	1	2	..	1	3	.333
Brandt, Toronto....	16	78	2-3	277	66	44	58	47	..	5	2	3	7	..	7	5	.300
Coakley, Jersey C..	16	94	1-3	368	105	72	41	32	2	5	..	3	8	..	4	5	.273
Verbout, Jersey C..	9	74	1-3	237	58	44	20	23	2	1	..	1	6	..	2	2	.143
Cooney, Jersey C...	10	36	1-3	148	53	38	8	25	3	..	..	..	6	..	6	3	.000
Herbert, Toronto...	8	32	2-3	127	37	21	9	6	..	3	..	..	2	..	2	6	.000
Burke, Montreal....	6	23		99	31	25	7	12	3	4	..	..	2	..	1	4	.000
Gervais, Buffalo....	5	24	1-3	100	34	22	6	17	2	..	..	..	1	..	2	2	.000
Schwab, Toronto....	5	22		75	23	10	6	11	1	..	..	..	2	1	1	3	.000
Gaskell, Newark....	5	19	1-3	69	19	8	8	7	2	..	..	..	2	..	1	3	.000

Participated in less than five games—Jensen, Orth, Bentley, Yates, North, Sweet, Klepfer, Upham, Taylor, Almeida, Vickers, Demmitt, Averatt, Kirley, Tompkins, Graham, Rudolph, Brown, Galm, Nelson, Beck, Pape, Jarman, Smith, Tuero, Caporel, McCleary, Hall, Davidson, Betts, Banker, Britton, Walker, Mullin.

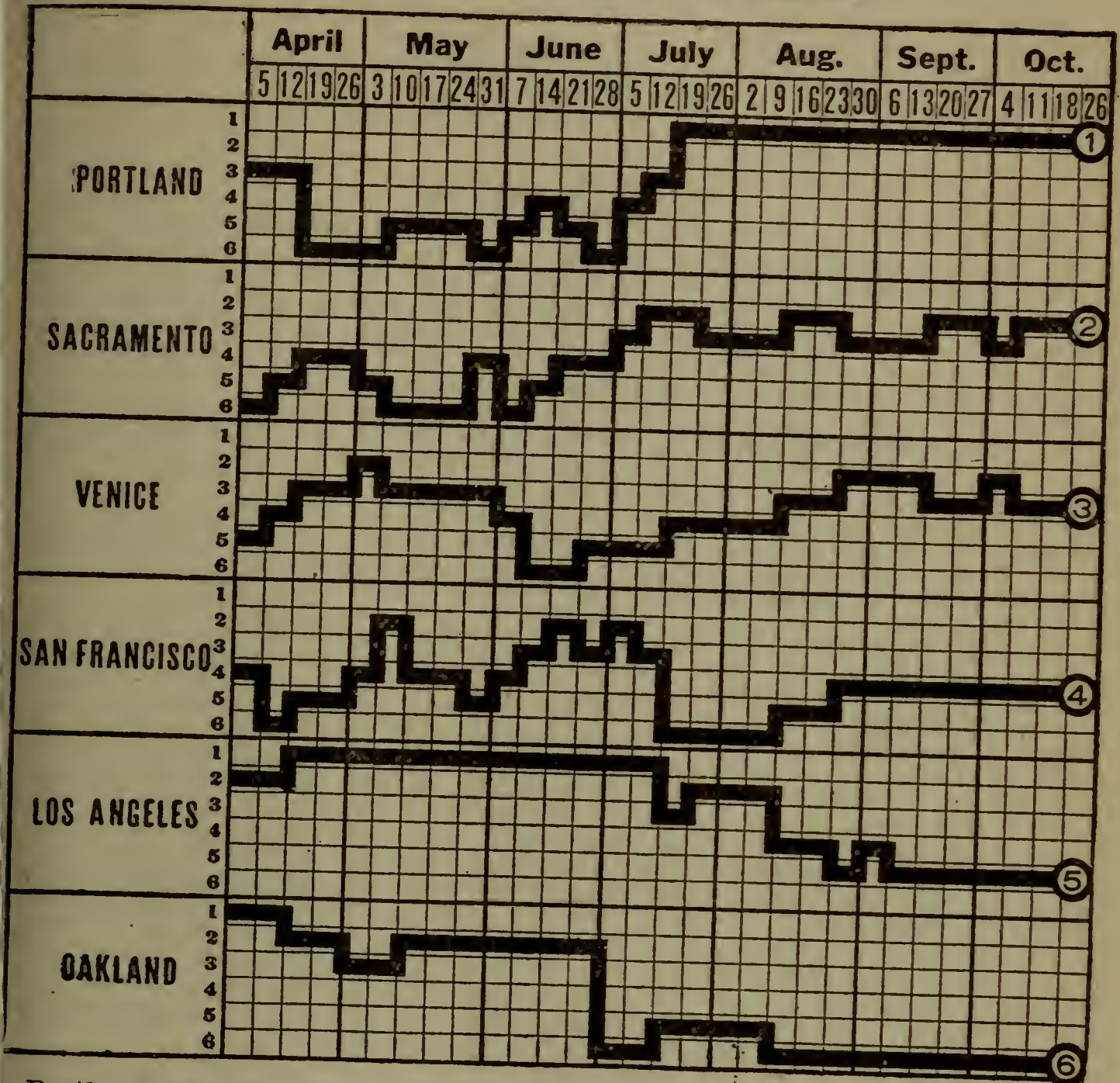
International League—Bailey of Providence struck out twelve Buffalo batsmen, June 29.

International League—Ten Providence men struck out off Shawkey of Baltimore, July 5.

International League—In a twelve-inning game between Providence and Newark, July 19, Newark won, 3—2.

International League—Jersey City defeated Toronto, 2—1, fourteen innings, in the morning game, August 4.

# Pacific Coast League



Portland won the fourteenth annual championship race of the Pacific Coast League after a close struggle with Sacramento and Venice. The winner finished fourth in the six-club circuit of 1912, while Sacramento was the last club in that year. Oakland, the pennant winner in 1912, brought up the rear last season. The schedule, which extended from April 1 to October 26, was, as usual, the longest in organized Base Ball, and under the leadership of President Allan T. Baum, who guided the affairs of the organization the previous year, the season was very successful. The circuit was made up of the same clubs as in the 1912 race, with the exception that the franchise of the Vernon team was transferred to Venice.

### STANDING OF CLUBS AT CLOSE OF SEASON.

Club.	Port.	Sac.	Ven.	S.F.	L.A.	Oak.	Won.	Lost.	PC.
Portland .....	..	22	20	22	17	28	109	86	.559
Sacramento .....	17	..	20	21	22	23	103	94	.523
Venice .....	19	19	..	21	23	25	107	102	.512
San Francisco .....	18	18	21	..	25	22	104	103	.502
Los Angeles .....	21	17	21	19	..	22	100	108	.481
Oakland .....	11	18	20	20	21	..	90	120	.429

CHAMPIONSHIP WINNERS IN PREVIOUS YEARS.

1903—Los Angeles .....	.630	1908—Los Angeles .....	.585
1904—Tacoma .....	.589	1909—San Francisco .....	.622
1905 { Tacoma (1st series)* .....	.583	1910—Portland .....	.567
Los Angeles (2d series)....	.604	1911—Portland .....	.589
1906—Portland .....	.657	1912—Oakland .....	.591
1907—Los Angeles .....	.608		

\* In play-off Los Angeles won.

INDIVIDUAL BATTING.

Name and Club.	G.	AB.	R.	H.	SB.	HR.	3B.	2B.	SH.	PC.
Baker, San Francisco.....	38	76	11	32	3	1	..	5	3	.421
Dillon, Los Angeles.....	22	55	4	20	1	..	..	1	1	.364
Bayless, Venice .....	195	709	103	230	28	10	16	28	27	.324
Davis, Portland .....	34	118	18	38	8	..	1	7	..	.322
Speas, Portland .....	91	310	36	99	10	..	2	13	14	.319
Maggert, Los Angeles.....	204	715	128	226	89	13	23	32	12	.316
Rodgers, Portland .....	199	784	91	239	42	5	12	33	16	.305
Lober, Los Angeles-Portland.....	157	518	71	158	20	1	6	29	15	.305
Johnston, San Francisco.....	201	749	111	228	124	2	4	30	22	.304
Doane, Portland .....	169	582	87	177	37	4	11	27	21	.304
Shinn, Sacramento .....	154	537	95	162	71	3	7	25	19	.302
Lindsay, Portland .....	135	487	51	146	6	1	5	16	19	.300
Tennant, Sacramento .....	199	737	61	220	28	1	7	47	18	.299
Higginbotham, Portland .....	54	127	12	38	4	..	1	7	8	.299
Sterritt, Venice .....	35	87	7	26	2	2	..	4	2	.299
Kenworthy, Sacramento .....	177	622	104	185	60	8	15	32	39	.297
Fisher, Portland .....	139	390	49	114	23	2	3	19	8	.292
Zimmerman, San Francisco.....	76	232	29	67	16	..	1	6	10	.289
Lewis, Sacramento .....	161	560	87	160	32	12	9	27	25	.286
Slagle, Los Angeles.....	36	84	6	24	1	..	..	4	2	.286
Gardner, Oakland .....	134	404	47	115	13	3	1	14	18	.285
Chadbourne, Portland .....	191	789	96	223	39	1	8	31	19	.284
Zacher, Oakland .....	178	665	76	189	18	8	8	30	23	.284
Kaylor, Oakland .....	91	303	37	86	14	3	2	5	8	.284
Van Buren, Sacramento.....	132	360	39	102	12	1	2	15	13	.283
Schaller, San Francisco.....	60	198	39	56	25	6	2	7	6	.283
Meusel, Los Angeles.....	15	53	8	15	4	1	..	3	..	.283
Kores, Portland .....	165	586	73	165	22	5	8	24	26	.282
Clarke, San Francisco.....	54	160	18	45	1	..	1	7	5	.282
Swain, Sacramento .....	33	110	16	31	7	5	2	4	1	.282
Kane, Venice .....	179	632	110	177	32	6	16	30	32	.280
Pernoll, Oakland-San Francisco.....	39	86	8	24	2	..	..	3	5	.279
Coy, Oakland .....	197	716	99	199	19	18	16	23	16	.278
Krause, Portland .....	65	144	13	40	..	3	1	6	2	.278
Goodwin, Los Angeles.....	104	290	26	80	5	1	2	5	11	.276
Ellis, Los Angeles.....	183	648	94	178	39	8	7	25	30	.275
Meloan, Venice .....	142	393	61	108	24	5	7	14	15	.275
Moran, Sacramento .....	198	730	109	200	55	10	12	34	35	.274
Cartwright, San Francisco.....	187	613	51	168	22	..	6	24	22	.274
Derrick, Portland .....	150	551	62	151	34	..	2	27	24	.274
Howard, San Francisco.....	70	135	9	37	8	2	1	4	7	.274
Elliott, Venice .....	145	454	37	124	6	2	4	7	10	.273
Mundorff, San Francisco.....	185	690	91	186	50	5	3	27	20	.269
Downs, San Francisco.....	107	370	39	99	14	5	2	24	18	.268
Johnson, Los Angeles.....	177	602	67	160	33	4	9	19	26	.266
Howard, Los Angeles.....	204	770	106	204	71	9	23	20	32	.265
Hallinan, Sacramento .....	199	699	78	185	18	6	8	23	22	.265
Hetling, Oakland .....	165	581	49	154	17	..	3	20	18	.265
Ness, Oakland .....	142	503	55	133	19	5	5	19	16	.264
Corhan, San Francisco.....	192	645	69	169	20	2	9	21	27	.262
Brooks, Los Angeles.....	50	126	21	33	3	..	1	6	3	.262
Lively, Sacramento .....	48	100	5	26	2	1	1	1	1	.260
Moore, Los Angeles.....	131	490	54	127	44	2	5	9	21	.259
Cook, Oakland .....	198	693	56	179	38	..	4	25	25	.258
Brashear, Los Angeles.....	148	504	51	130	13	1	5	17	10	.258

INDIVIDUAL BATTING—(Continued).

Name and Club.	G.	AB.	R.	H.	SB.	HR.	3B.	2B.	SH.	PC.
Hosp, Venice	130	491	44	125	22	4	10	13	7	.255
Hogan, San Francisco	140	478	49	122	29	2	1	13	23	.255
Page, Los Angeles	186	716	54	182	36	1	9	25	20	.254
Young, Sacramento	160	575	87	144	25	..	5	18	28	.250
McCarl, San Francisco	13	28	2	7	..	..	2	1	2	.250
Parkin, Oakland	17	28	..	7	..	..	..	..	..	.250
Ryan, Los Angeles	40	108	13	27	4	1	2	2	2	.250
Wilhoit, Venice	10	20	7	5	1	..	1	..	1	.250
Schmidt, San Francisco	144	426	44	106	33	1	3	15	15	.249
McDonnell, Venice	131	434	30	107	14	..	5	15	14	.247
Wuffli, San Francisco	33	89	10	22	2	..	..	3	4	.247
Berry, Portland	101	277	28	68	9	2	6	15	18	.245
Overall, San Francisco	20	49	4	12	..	1	..	3	..	.245
Tonneman, Venice	37	94	5	23	1	..	..	..	1	.245
O'Rourke, Venice	171	602	63	147	25	1	8	25	10	.244
Patterson, Venice	131	410	40	100	18	..	5	12	5	.244
Tozer, Los Angeles	40	90	3	22	2	..	..	4	2	.244
Baum, Venice	49	120	10	29	3	..	3	2	9	.242
Koestner, Venice	57	143	11	34	4	..	..	1	7	.238
Schirm, Oakland	99	338	43	80	23	1	4	12	11	.237
Krapp, Portland	43	89	10	21	4	..	2	1	7	.236
Christian, Oakland	25	51	10	12	3	..	..	3	1	.235
Charles, San Francisco	81	276	28	64	17	1	1	10	14	.232
Boles, Los Angeles	86	268	21	62	4	..	1	5	12	.231
James, Portland	44	113	7	26	2	..	..	..	9	.230
Krueger, Los Angeles	154	540	43	124	29	1	4	32	17	.230
Litschi, Oakland	196	651	80	147	22	4	4	19	33	.226
Guest, Oakland	109	327	32	74	13	..	1	12	17	.226
Leard, Oakland	196	729	101	163	70	2	8	29	12	.224
Carlisle, Venice	187	687	123	154	34	7	13	21	11	.224
Munsell, Sacramento	41	95	5	21	..	..	..	2	2	.221
Stark, Sacramento	88	247	30	54	11	..	..	2	9	.219
Henley, San Francisco	40	83	7	18	1	..	..	..	5	.217
Cheek, Sacramento	56	158	10	34	2	..	1	5	7	.215
McArdle, San Francisco	192	656	79	139	29	..	4	17	50	.212
Liefield, San Francisco	23	52	3	11	1	..	..	2	1	.212
McCormick, Portland	95	302	21	64	7	1	..	11	2	.212
Hogan, Venice	16	38	1	8	..	..	..	..	2	.211
Clemens, Oakland	69	215	21	45	9	1	2	7	6	.209
Gregory, Los Angeles	37	67	6	14	1	..	..	1	1	.209
Reitmeyer, Sacramento	25	43	2	9	1	2	..	..	4	.209
Wottell, Los Angeles	77	193	25	40	13	1	1	3	4	.207
Bliss, Sacramento	152	415	36	85	13	..	1	11	26	.205
Alexander, Oakland	20	44	9	9	2	..	..	1	1	.205
Sepulveda, San Francisco	19	39	2	8	..	..	1	..	..	.205
Arellanes, Sacramento	43	98	4	20	2	..	1	2	3	.204
Chech, Los Angeles	42	108	8	22	1	..	..	3	4	.204
Fanning, San Francisco	51	125	8	25	1	..	2	1	2	.200
Sawyer, Los Angeles	31	101	9	20	2	..	1	2	3	.198
Hitt, Venice	56	102	10	20	..	2	1	3	5	.196
Metzger, Los Angeles	125	382	39	75	15	..	3	6	22	.196
Arbogast, Los Angeles	71	205	16	40	2	2	2	8	5	.195
Fitzgerald, Portland	36	82	10	16	3	1	1	3	4	.195
Byrnes, Los Angeles	40	100	3	19	..	..	..	..	5	.190
Lynn, Sacramento	11	16	1	3	1	..	..	1	..	.188
Mitze, Oakland	60	169	11	31	3	..	1	1	5	.183
Gill, Los Angeles	20	60	7	11	7	..	..	2	1	.183
Stanley, Portland	14	22	1	4	1	..	..	..	..	.182
Klawitter, Sacramento	45	105	12	19	4	..	2	2	7	.181
Perritt, Los Angeles	51	117	8	21	2	..	2	4	7	.179
Rohrer, Oakland	106	309	24	55	4	..	4	7	10	.178
Crabbe, Los Angeles	41	63	5	11	..	..	..	..	4	.175
Kreitz, Oakland	61	153	6	24	2	..	..	2	6	.157
Prueitt, Oakland	32	58	4	8	..	..	1	1	3	.155
Griffin, Venice	21	14	2	2	1	..	..	..	..	.143

INDIVIDUAL BATTING—(Continued).

Name and Club.	G.	AB.	R.	H.	SB.	HR.	3B.	2B.	SH.	PC.
Standridge, San Francisco.....	14	28	3	4	1	..	..	..	1	.143
Ferguson, Venice .....	23	28	..	4	..	..	..	2	..	.143
Raleigh, Venice .....	33	63	4	9	..	..	1	..	3	.143
Williams, Sacramento .....	40	72	3	10	..	..	..	3	2	.139
Stroud, Sacramento .....	50	108	6	15	..	..	1	2	2	.139
Killilay, Oakland .....	47	95	2	13	..	..	..	2	3	.137
Harkness, Venice .....	45	84	6	11	..	..	..	2	3	.131
Malarkey, Oakland .....	52	123	5	16	..	..	2	..	12	.130
Seitz, Oakland .....	15	46	1	6	3	..	..	1	2	.130
Wolverton, Sacramento .....	23	24	..	3	..	..	..	1	..	.125
Ables, Oakland .....	37	74	2	9	..	1	..	2	..	.122
Kinsella, Sacramento .....	32	33	1	4	..	..	..	1	2	.121
Lohman, Oakland .....	25	33	2	4	1	..	..	..	1	.121
West, Portland .....	34	96	2	11	1	..	..	4	5	.116
Hagerman, Portland .....	44	72	3	8	..	..	1	1	6	.112
O'Brien, Oakland .....	16	37	2	3	..	..	..	1	2	.081
Klepfer, Venice .....	19	38	2	3	..	..	..	..	1	.079

CLUB BATTING.

Club.	G.	AB.	R.	H.	SB.	HR.	3B.	2B.	SH.	PC.
Portland .....	199	6649	757	1838	280	27	67	285	234	.276
Sacramento .....	202	6498	789	1694	348	47	77	262	274	.261
San Francisco .....	207	6603	734	1694	413	28	44	223	269	.257
Venice .....	212	6809	805	1741	245	44	97	311	213	.256
Los Angeles .....	210	6878	811	1746	406	46	93	217	249	.254
Oakland .....	214	7002	730	1684	279	41	63	220	223	.241

CLUB FIELDING.

Club.	G.	PO.	A.	E.	PC.	Club.	G.	PO.	A.	E.	PC.
Portland .....	199	5332	2554	304	.963	Oakland .....	214	5775	2877	346	.962
Sacramento ..	202	5413	2651	310	.963	Venice .....	212	5656	2904	351	.960
San Francisco	207	5540	2627	320	.962	Los Angeles..	210	5542	2971	404	.955

INDIVIDUAL FIELDING.

FIRST BASEMEN.

Name and Club.	G.	PO.	A.	E.	PC.	Name and Club.	G.	PO.	A.	E.	PC.
Dillon, Los Angeles	22	129	6	..	1000	Howard, San Fran.	50	325	19	5	.986
Gill, Los Angeles..	20	197	14	1	.995	Gardner, Oakland..	91	751	42	14	.983
Howard, Los An....	74	811	63	8	.991	Speas, Portland....	62	457	26	10	.980
Patterson, Venice..	130	1191	98	14	.989	McCarl, San Fran.	13	93	7	2	.980
Kores, Portland.....	12	78	9	1	.989	McArdle, San Fran.	128	1165	101	27	.979
Derrick, Portland..	143	1418	84	19	.988	Hogan, San Fran...	32	277	21	9	.971
Ness, Oakland.....	142	1408	85	19	.987	Moore, Los Angeles	102	1066	56	35	.970
Tennant, Sac.....	199	1892	145	29	.986	Brashear, Venice...	15	177	11	6	.969
McDonnell, Venice.	77	735	45	11	.986						

SECOND BASEMEN.

Guest, Oakland.....	26	52	67	3	.975	McDonnell, Venice..	33	62	79	7	.953
Leard, Oakland.....	196	548	602	41	.966	Page, Los Angeles..	186	422	590	51	.952
Rodgers, Portland..	199	419	610	37	.965	Kenworthy, Sac.....	173	495	537	59	.946
Downs, San Fran....	94	232	275	19	.964	Charles, San Fran..	46	113	147	15	.945
Brashear, Venice....	133	219	310	21	.962	Goodwin, Los An....	30	43	76	7	.944
Stark, Sacramento..	30	66	85	7	.956	Hosp, Venice.....	20	40	40	5	.941
McArdle, San Fran..	60	145	151	14	.955	O'Rourke, Venice...	44	164	138	20	.938
Howard, Los An....	16	52	55	5	.955						

THIRD BASEMEN.

McDonnell, Venice..	16	19	31	..	1000	Moore, Los Angeles.	24	22	48	5	.933
Guest, Oakland.....	55	59	135	9	.956	Goodwin, Los An....	35	26	40	5	.930
Metzger, Los An....	119	152	229	21	.948	Charles, San Fran...	13	16	22	3	.927
Litschi, Venice.....	194	216	419	38	.944	Cartwright, San F..	187	235	319	44	.926
Howard, Los An....	14	16	33	3	.942	Hetling, Oakland....	165	188	297	41	.922
Sawyer, Los An....	31	38	59	6	.942	McCormick, Port....	57	70	75	12	.922
Hallinan, Sac.....	170	197	288	32	.938	O'Rourke, Venice...	59	60	71	13	.910
Lindsay, Portland...	134	107	239	25	.933						

INDIVIDUAL FIELDING—(Continued).

SHORTSTOPS.

Name and Club.	G.	P.O.	A.	E.	P.C.	Name and Club.	G.	P.O.	A.	E.	P.C.
Wuffli, San Fran....	26	48	42	3	.968	Stark, Sacramento..	57	89	130	16	.932
Davis, Portland.....	34	77	92	8	.955	Cook, Oakland.....	198	461	571	84	.925
Corhan, San Fran....	191	407	576	52	.951	Kores, Portland.....	139	410	369	67	.921
Young, Sacramento..	160	378	523	57	.941	McCormick, Port....	36	75	110	16	.915
Hosp, Venice.....	110	241	375	40	.937	Hallinan, Sacr.....	28	62	79	14	.910
Johnson, Los An....	177	385	603	69	.935	Goodwin, Los An....	39	51	77	16	.889
O'Rourke, Venice... 78	151	190	24	.934	Guest, Oakland.....	24	27	63	15	.857	

OUTFIELDERS.

Speas, Portland.....	27	39	17	..	1000	Zimmerman, San F.	76	145	9	5	.962
Tobi, San Francisco	22	37	4	..	1000	Gardner, Oakland...	43	122	4	5	.962
Fitzgerald, Portland	36	20	1	..	1000	Van Buren, Sac.....	132	165	8	7	.961
Wilhoit, Venice.....	10	6	..	..	1000	Ellis, Los Angeles..	183	366	38	17	.960
Krueger, Los An....	154	260	19	4	.986	Johnston, San Fran..	198	416	39	20	.958
Chadbourne, Port... 191	374	23	11	.983	Schaller, San Fran..	60	85	3	4	.956	
Lober, L.A.-Port....	157	258	10	5	.982	Clemens, Oakland...	69	101	6	5	.955
Moran, Sacramento..	198	460	30	10	.980	Wottell, Los An....	77	76	5	4	.953
Hogan, San Fran....	104	182	17	4	.980	Carlisle, Venice.....	187	354	24	19	.952
Zacher, Oakland....	178	387	23	9	.979	Kaylor, Oakland....	91	117	8	7	.947
Kane, Venice.....	179	332	20	8	.978	Meloan, Venice.....	139	173	22	10	.945
Coy, Oakland.....	197	312	40	9	.975	Howard, Los An....	92	129	19	9	.943
Moggert, Los An....	204	469	23	13	.974	Charles, San Fran... 19	35	15	3	.943	
Becker, Oakland....	47	69	4	2	.973	Mundorff, San Fran.	185	248	29	19	.936
Bayless, Venice.....	195	304	39	11	.969	Schirm, Oakland....	99	156	5	12	.931
Lewis, Sacramento..	161	281	16	11	.964	Swain, Sacramento..	33	49	5	5	.915
Shinn, Sacramento..	147	213	26	9	.964	Meusel, Los Angeles	15	42	3	6	.882
Doane, Portland.....	169	226	12	9	.964						

PITCHERS.

Krause, Portland....	61	9	62	..	1000	Stroud, Sacramento.	50	10	80	4	.956
Standridge, San F..	14	6	24	..	1000	West, Portland.....	34	14	113	6	.955
Griffin, Venice.....	21	2	16	..	1000	Klepfer, Venice.....	19	8	29	2	.949
Liefield, San Fran... 23	11	68	1	.988	Baum, Venice.....	49	18	109	7	.948	
Prueitt, Oakland....	32	20	40	1	.984	Higginbotham, Port.	53	8	78	5	.945
Christian, Oakland..	25	9	41	1	.981	Chech, Los Angeles.	42	26	75	6	.944
Klawitter, Sac.....	45	16	84	2	.980	Perritt, Los Angeles	51	17	109	9	.940
Killilay, Oakland....	47	4	75	2	.975	Raleigh, Venice.....	33	12	48	4	.938
Harkness, Venice... 45	9	66	2	.874	Pernoll, Oak.-S.F... 39	11	92	7	.936		
Williams, Sac.....	40	14	51	2	.970	Slagle, Los Angeles.	36	10	78	6	.936
Kinsella, Sac.....	32	3	33	1	.970	O'Brien, Oakland... 16	4	36	3	.930	
Krapp, Portland.....	42	19	108	4	.969	Lively, Sacramento..	48	14	65	6	.929
Ables, Oakland.....	37	5	55	2	.968	Baker, San Fran....	38	11	41	4	.929
Lohman, Oakland... 25	6	23	1	.967	Tozer, Los Angeles..	40	18	77	8	.922	
Ferguson, Venice....	23	5	25	1	.967	Ryan, Los Angeles..	40	11	80	8	.920
Parkin, Oakland....	17	8	21	1	.967	Munsell, Sacramento	41	8	61	6	.920
Hitt, Venice.....	56	22	92	4	.966	Henley, San Fran... 40	11	51	6	.912	
Overall, San Fran... 20	6	22	1	.966	Koestner, Venice....	57	34	107	14	.910	
Arellanes, Sac.....	43	15	84	4	.961	Stanley, Portland... 14	..	18	2	.900	
James, Portland.....	44	17	102	5	.960	Hagerman, Portland	44	6	52	7	.892
Fanning, San Fran..	51	20	54	3	.960	Crabbe, Los Angeles	41	4	55	8	.886
Malarkey, Oakland..	52	8	104	5	.957	Gregory, L.A. Oak..	37	15	67	14	.854

CATCHERS.

Alexander, Oak... 20	86	23	1	1	.991	Boles, Los An....	86	307	132	14	3	.970
Reitmeyer, Sac... 25	70	14	1	1	.989	Abrogast, Los A.	70	180	85	9	4	.967
Mitze, Oakland... 60	262	83	5	6	.986	Elliott, Venice... 145	665	244	34	14	.964	
Clarke, San Fran. 54	221	67	4	8	.986	Hogan, Venice....	16	51	30	3	2	.964
Schmidt, San F.. 142	629	192	14	11	.983	Tonneman, Ven... 32	111	29	6	3	.959	
Bliss, Sacramento	152	718	219	15	.982	Kreitz, Oakland..	61	218	72	13	5	.957
Cheek, Sac.....	56	262	57	7	.978	Sterritt, Venice..	31	97	30	7	..	.948
Fisher, Portland. 137	656	187	20	12	.977	Sepulveda, San F.	19	64	7	4	5	.947
Spencer, San F... 20	119	25	6	2	.976	Brooks, Los An..	50	132	55	11	7	.944
Berry, Portland... 101	480	124	18	19	.971	Byrnes, Los An... 40	126	56	15	1	.924	
Pearce, Oakland.. 17	56	11	2	2	.971	Crisp, Oakland... 22	71	16	8	3	.916	
Rohrer, Oakland. 106	398	154	17	10	.970	Lynn, Sacramento	11	17	7	3	1	.889

PITCHERS' RECORDS.

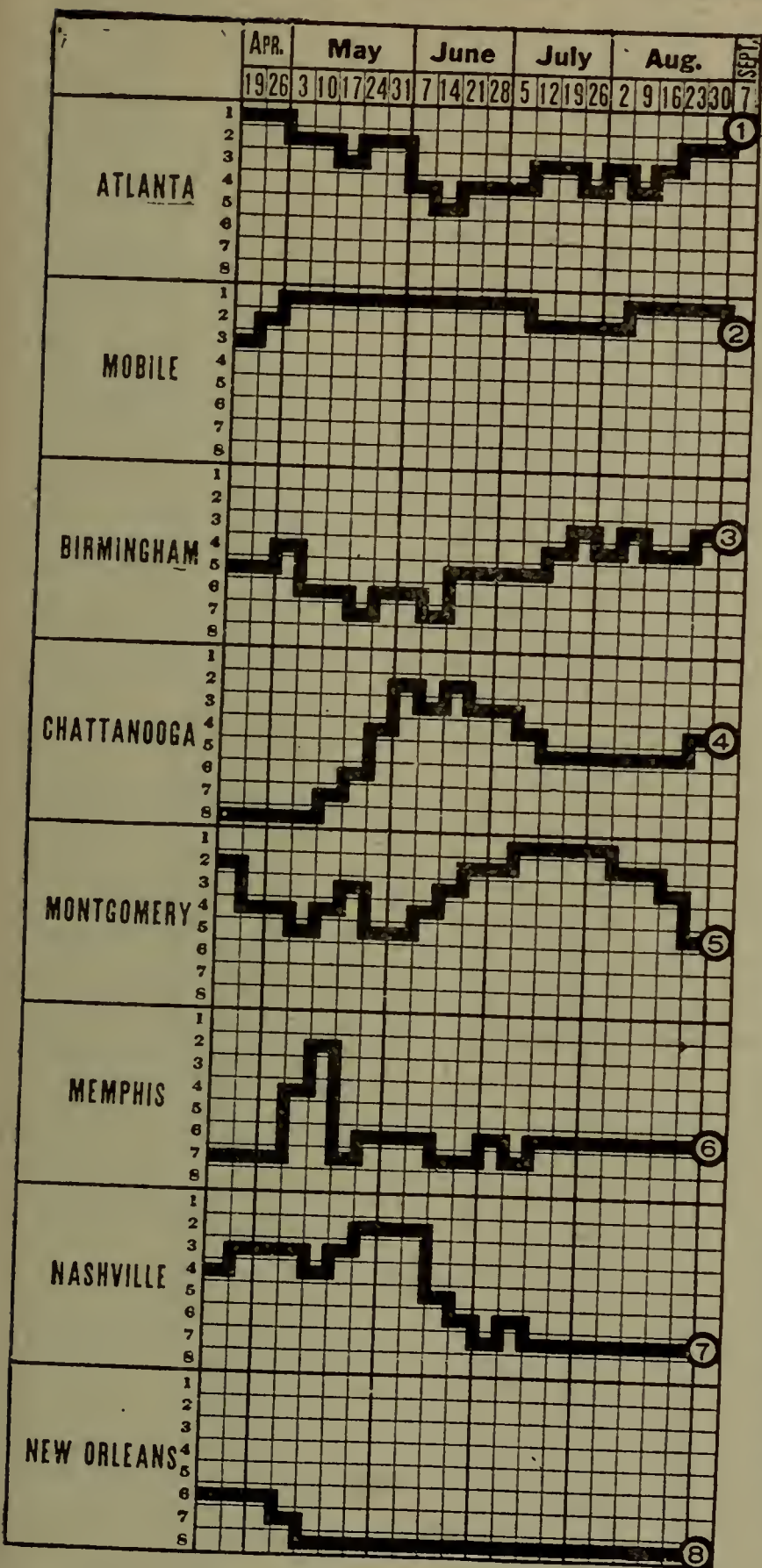
Name and Club.	G.	IP.	W.	L.	T.	Fn.	TO.	R.	SO.	BB.	HB.	WP.	Bk.	PC.
Williams, Sacramento.....	40	217	2-3	17	7	1	8	17	64	92	54	5	5	1 .708
Fanning, San Francisco....	51	356	2-3	28	15	..	7	14	124	206	54	6	5	.. .651
Stroud, Sacramento.....	51	315		25	15	..	16	10	113	202	68	9	9	.. .625
West, Portland.....	34	278	2-3	18	11	1	4	5	72	120	56	8	3	.. .621
Liefield, San Francisco....	22	160	1-3	13	8	..	2	3	59	55	29	4	4	.. .619
Malarkey, Oakland.....	52	373		25	16	1	13	10	113	175	51	7	10	.. .610
Hagerman, Portland.....	44	232	2-3	14	9	1	14	20	81	164	108	12	9	.. .609
Krause, Portland.....	46	284		17	11	1	17	10	93	175	108	12	6	1 .607
James, Portland.....	44	328		24	16	2	4	13	93	215	113	19	11	1 .600
Higginbotham, Portland...	46	301	2-3	21	14	..	12	10	126	140	73	10	10	.. .600
Standridge, San Francisco.	11	66	1-3	3	2	..	6	1	10	20	14	2	..	.. .600
Hitt, Venice.....	53	320	1-3	22	15	1	13	15	116	142	73	5	3	.. .595
Harkness, Venice.....	44	263	1-3	16	12	1	9	21	100	127	103	8	10	1 .571
Parkin, Oakland.....	18	85	2-3	4	3	..	7	5	30	17	23	4	1	.. .571
Klawitter, Sacramento....	40	308	2-3	18	14	..	4	11	102	158	62	3	4	.. .563
Christian, Oakland.....	22	140	1-3	9	7	..	5	10	72	59	41	3	2	.. .563
Baum, Venice.....	51	361	1-3	23	19	..	6	15	149	140	72	3	8	4 .548
Raleigh, Venice.....	33	201	2-3	12	10	..	8	11	88	74	55	6	3	.. .545
Pernoll, San Fran.-Oakland	39	246		15	14	..	8	18	120	98	68	10	5	.. .517
Perritt, Los Angeles.....	51	342	1-3	20	19	1	10	11	140	124	92	17	2	1 .513
Ryan, Los Angeles.....	40	306	2-3	17	17	..	4	11	118	125	90	14	7	.. .500
Henley, San Francisco....	40	252	2-3	15	15	..	14	18	97	106	56	7	6	.. .500
Slagle, Los Angeles.....	35	226	2-3	12	12	1	7	11	103	49	76	7	1	.. .500
Crabbe, Los Angeles.....	43	204		10	10	..	16	15	95	63	76	9	1	.. .500
Prueitt, Oakland.....	32	174	2-3	9	9	..	9	13	76	84	63	9	5	.. .500
O'Brien, Oakland.....	16	111		5	5	..	2	7	38	56	43	..	11	1 .500
Griffin, Venice.....	20	56		2	2	..	12	7	31	22	25	7	1	.. .500
Rogers, Los Angeles.....	12	34	1-3	1	1	..	8	4	15	10	20	1	..	.. .500
Tozer, Los Angeles.....	39	253	2-3	15	16	..	7	14	122	77	88	9	7	.. .484
Koestner, Venice.....	56	411		24	26	..	5	13	171	205	130	14	14	.. .480
Krapp, Portland.....	33	229	1-3	12	13	..	6	10	73	139	134	15	8	.. .480
Chech, Los Angeles.....	42	305	1-3	18	20	..	6	12	121	84	86	13	..	.. .474
Overall, San Francisco....	19	147		8	9	..	2	5	46	118	31	4	4	.. .471
Kinsella, Sacramento.....	32	110	2-3	7	8	..	16	12	57	55	36	1	1	.. .467
Lively, Sacramento.....	41	235	1-3	11	13	1	13	13	109	86	51	14	5	.. .458
Baker, San Francisco....	34	182		11	13	..	9	14	71	86	76	7	6	.. .458
Arellanes, Sacramento....	42	262	1-3	13	17	2	4	18	135	96	71	9	8	.. .433
Douglass, San Francisco....	23	147		6	8	..	6	8	65	87	54	3	4	.. .429
Lohman, Oakland.....	25	91	2-3	5	7	..	16	7	52	22	18	4	3	.. .417
McCorry, San Francisco....	26	123	1-3	6	9	..	8	11	62	68	66	11	4	1 .400
Carson, Portland.....	14	54	2-3	2	3	..	7	6	13	17	15	2	2	1 .400
Ables, Oakland.....	37	229		9	15	..	8	19	95	130	73	15	11	.. .375
Thomas, San Francisco....	27	164		6	10	..	4	10	70	59	29	..	..	.. .375
Olmstead, Oakland.....	18	57	2-3	3	5	1	10	6	28	14	17	5	..	1 .375
Klepfer, Venice.....	19	111	1-3	4	7	..	5	8	38	66	27	6	1	.. .364
Killilay, Oakland.....	46	298	2-3	12	23	1	6	20	128	105	97	20	5	1 .343
Decanniere, San Francisco.	17	85	1-3	3	6	..	5	7	50	49	39	2	1	1 .333
Hughes, San Francisco....	12	58		1	2	..	3	6	38	31	21	2	2	.. .333
Shultz, Sacramento.....	10	38	2-3	1	2	..	2	7	28	13	21	3	2	1 .333
Munsell, Sacramento.....	41	236		6	14	1	13	18	123	113	133	12	16	.. .300
Stanley, Portland.....	14	63		1	3	1	6	5	49	39	37	1	3	.. .250
Gregory, Oak.-Los Ang....	37	187	1-3	5	16	1	9	17	123	50	75	19	5	.. .238
Jackson, Los Angeles.....	13	52	2-3	1	5	..	3	7	33	18	23	1	2	.. .167
Ferguson, Venice.....	24	87		1	6	..	9	12	42	51	39	3	1	.. .143

Less than ten games.

Name and Club.	IP.	W.	L.	PC.	Name and Club.	IP.	W.	L.	PC.		
Stewart, Venice.....	37	2	..	1000	Brackenridge, Venice	13	..	2	.000		
McKenry, Los Ang....	20	1-3	2	..	1000	Stone, Oakland.....	28	..	3	.000	
Kenworthy, Sac.....	5	1	..	1000	Schwenck, Oakland..	21	..	3	.000		
Edmondson, Venice..	24	2-3	..	1	.000	Delhi, San Francisco	27	..	3	.000	
Driscoll, Los Angeles	26	..	1	.000	Hafey, Portland.....	9	..	3	.000		
Todd, Portland.....	9	2-3	..	1	.000	Jost, Oakland.....	28	2-3	..	4	.000
Lober, Portland.....	5	..	1	.000	Alberts, Sacramento.	23	2-3	..	4	.000	



# Southern Association



In one of the most sensational finishes in organized Base Ball, the Atlanta club, which finished last among the eight clubs of the circuit in 1912, won the thirteenth championship of the Southern League in 1913, with Mobile, as in the previous year, the runner-up. The result was in dispute up to the last day of the campaign. The day before the end of the race, September 7, Atlanta and Mobile were tied for the lead. The former club had finished its schedule, but Mobile had one more game to play, with New Orleans. To the general surprise of the fans throughout the circuit Mobile was defeated, 5-2, and thereby lost the championship. Birmingham, the 1912 champion, landed in third place, while "Kid" Elberfeld's Chattanooga team advanced from seventh to fourth place. Memphis and Montgomery reversed their 1912 places, the former finishing sixth and the latter fifth. Nashville dropped from fourth to seventh place, but the greatest decline was made by New Orleans, which was third in 1912 and a poor last in 1913.

### CHAMPIONSHIP WINNERS IN PREVIOUS YEARS.

1901—Nashville	.634
1902—Nashville	.658
1903—Memphis	.584
1904—Memphis	.600
1905—New Orleans	.651
1906—Birmingham	.652
1907—Atlanta	.591
1908—Nashville	.573
1909—Atlanta	.640
1910—New Orleans	.621
1911—New Orleans	.591
1912—Birmingham	.625

### STANDING OF CLUBS AT CLOSE OF SEASON.

Club.	Atl.	Mob.	Bir.	Chat.	Mon.	Mem.	Nash.	NO.	Won.	Lost.	Tie.	PC.
Atlanta	..	8	15	12	10	13	11	12	81	56	8	.591
Mobile	11	..	11	9	14	14	11	11	81	57	3	.587
Birmingham	5	9	..	9	11	13	12	15	74	64	6	.536
Chattanooga	8	11	11	..	8	9	11	12	70	64	7	.523
Montgomery	10	6	9	10	..	10	11	12	68	69	6	.496
Memphis	7	6	6	10	10	..	13	12	64	74	6	.463
Nashville	9	9	8	10	8	7	7	11	62	76	4	.446
New Orleans	6	8	4	4	8	8	7	..	45	85	13	.346

## INDIVIDUAL BATTING.

Compiled by A. Jacobson.

Name and Club.	G.	AB.	R.	H.	2B.	3B.	HR.	TB.	SH.	SB.	PC.
Kraft, New Orleans.....	56	177	26	64	13	..	1	80	..	6	.361
Welchonce, Atlanta .....	144	574	87	194	21	12	6	257	22	29	.338
D. Robertson, Mobile.....	135	519	85	174	26	8	11	249	14	57	.335
Elberfeld, Chattanooga .....	94	295	44	98	10	5	..	118	5	13	.332
Knisely, Birmingham .....	113	371	57	121	15	12	3	169	14	20	.326
Long, Atlanta .....	140	522	112	166	23	11	6	229	25	42	.318
Bisland, Atlanta .....	127	452	59	136	19	10	2	181	23	16	.301
Sloan, Montgomery .....	136	487	56	145	15	11	5	197	9	18	.298
Perry, Nashville .....	140	488	70	145	25	3	1	179	24	25	.297
Smith, Atlanta .....	143	489	86	144	12	16	6	206	27	22	.294
Nixon, Atlanta .....	17	55	19	16	1	..	..	19	4	8	.291
Chapman, Atlanta .....	65	200	24	58	5	2	1	69	4	1	.290
Sentelle, Mobile .....	50	163	17	147	6	2	1	60	14	7	.288
Agler, Atlanta .....	145	512	90	147	14	8	1	185	20	31	.287
Ward, Memphis .....	139	499	59	129	24	12	2	183	22	14	.287
Messinger, Birmingham .....	140	500	81	145	17	10	3	191	35	67	.286
Gibson, Nashville .....	87	297	30	85	11	8	..	112	6	17	.286
A. Hofman, Nashville.....	57	185	31	53	8	3	..	67	8	5	.286
Breaux, Chattanooga .....	13	28	3	8	..	2	..	12	..	..	.286
Alperman, Atlanta .....	97	387	58	109	21	4	3	147	16	7	.282
Stock, Mobile .....	137	577	89	148	20	4	1	183	24	43	.281
Callahan, Nashville .....	141	520	93	145	21	9	2	190	20	34	.279
Schmidt, Mobile .....	128	444	57	124	22	6	5	173	11	13	.279
Johnson, Chattanooga .....	99	353	43	98	18	3	1	125	10	12	.278
Cavet, Mobile .....	38	115	18	32	4	2	2	46	6	..	.278
Campbelle, Mobile .....	54	157	20	43	6	..	..	49	5	4	.274
Young, Nashville .....	125	421	45	115	19	3	4	152	27	8	.273
Coyle, Chattanooga .....	131	454	61	124	20	2	1	153	16	12	.273
Gribbins, Montgomery .....	96	275	34	75	9	7	1	101	8	7	.273
King, Chattanooga .....	130	469	59	127	10	5	2	153	15	12	.271
Mayer, Birmingham .....	112	367	40	99	16	5	1	128	14	10	.270
Atz, New Orleans.....	61	200	25	54	5	..	..	59	11	4	.270
Love, Memphis .....	122	450	69	121	21	7	4	168	8	22	.269
McBride, Birmingham .....	133	476	57	128	13	6	1	156	26	21	.269
Paulette, Mobile .....	137	502	57	135	24	8	3	184	22	13	.269
Street, Chattanooga .....	122	415	42	111	16	5	2	143	11	4	.267
Spencer, New Orleans.....	92	335	38	89	12	5	6	129	6	11	.266
Shanley, Memphis .....	125	447	57	119	16	7	1	152	10	23	.266
Green, Memphis-New Orleans....	26	72	8	19	1	..	..	20	..	3	.264
Schweitzer, Memphis .....	121	380	56	100	14	15	1	127	11	14	.263
E. Williams, New Orleans.....	72	243	26	64	13	1	..	83	7	7	.263
Elwert, Montgomery .....	132	447	41	117	11	6	..	140	16	28	.262
Seabough, Memphis .....	82	233	14	61	8	..	1	72	13	4	.262
Kutina, Montgomery .....	53	195	20	51	4	5	..	65	..	5	.262
Flick, Chattanooga .....	139	500	54	131	20	7	..	165	23	16	.262
Manning, Montgomery .....	56	134	15	35	6	2	1	46	3	1	.261
C. Brown, Montgomery.....	34	92	10	24	2	1	..	27	5	..	.261
Elston, Chattanooga .....	87	312	30	81	15	7	4	122	6	5	.260
Butler, Memphis .....	109	365	41	95	18	4	3	130	25	24	.260
Baerwald, Memphis .....	144	563	64	146	22	8	1	187	15	24	.259
Spratt, Montgomery-Nashville ..	58	206	21	53	7	2	..	65	7	6	.257
Jantzen, Montgomery .....	135	448	53	115	12	6	3	148	25	33	.257
McDowell, Montgomery .....	28	105	7	27	2	..	..	29	1	1	.257
Wares, Montgomery .....	136	465	74	119	21	3	4	158	39	60	.256
McDowell, New Orleans.....	62	195	25	50	6	3	2	68	10	9	.256
Holland, Atlanta .....	44	138	24	35	6	..	..	41	6	3	.254
Merritt, Memphis .....	95	293	33	74	6	4	1	91	1	..	.253
Starr, Mobile .....	114	412	53	104	15	..	2	123	22	39	.252
McGilvray, Birmingham .....	141	459	49	115	10	8	2	147	27	11	.251
Graham, Atlanta-Chattanooga...	66	199	20	50	5	4	..	63	8	2	.251
Abstein, Memphis .....	144	503	59	126	19	12	5	184	18	16	.250
Jordan, Chattanooga-Memphis....	13	48	3	12	1	..	..	13	1	1	.250
Walker, Montgomery .....	87	329	42	82	11	6	5	120	8	8	.249
McDonald, Birmingham .....	97	301	59	75	4	3	2	91	15	33	.249
Graff, Chattanooga .....	87	269	32	67	7	1	4	88	11	11	.249

## INDIVIDUAL BATTING—(Continued).

Name and Club.	G.	AB.	R.	H.	2B.	3B.	HR.	TB.	SH.	SB.	PC.
Daily, Nashville-New Orleans....	130	479	56	119	12	6	1	148	15	14	.248
Schwartz, Nashville .....	104	357	78	78	74	41	1	106	21	7	.246
Jacobson, Mobile .....	54	201	35	49	9	6	1	74	6	8	.244
Bailey, Atlanta .....	81	263	43	64	13	4	..	85	25	10	.243
Keating, Atlanta .....	13	33	4	8	..	..	..	8	..	5	.242
Hendryx, New Orleans.....	144	508	77	122	32	10	4	186	19	31	.240
Adams, New Orleans.....	75	225	17	54	6	1	..	60	9	1	.240
Hogg, Mobile .....	51	134	15	32	..	..	..	32	3	3	.239
Knaupp, New Orleans-Montgom..	135	410	47	97	11	8	2	130	23	33	.237
Tarlton, Montgomery .....	22	76	9	18	6	..	..	24	2	6	.237
Manush, New Orleans-Atlanta...	62	200	25	47	5	3	..	57	15	9	.235
Miller, Mobile .....	30	98	8	23	..	1	..	25	3	6	.235
Clark, Mobile .....	141	477	57	112	18	3	2	138	23	23	.235
Marcan, Birmingham .....	139	498	70	116	8	6	1	139	10	35	.233
Bagby, Montgomery-New Orleans	64	204	26	47	6	2	4	79	6	3	.230
Odell, Mobile .....	138	547	74	125	21	1	1	151	23	48	.229
Howell, Chattanooga .....	14	31	2	7	1	1	..	10	..	..	.226
Walsh, Chattanooga .....	31	102	7	23	3	1	..	28	1	5	.225
Donohue, Montgomery .....	65	187	15	42	6	2	..	52	7	3	.225
Noyes, Nashville .....	72	172	23	39	11	2	2	61	3	2	.225
Wilson, New Orleans.....	29	80	5	18	1	1	..	22	1	1	.225
Snedicor, New Orleans-Montgom.	145	527	44	118	13	..	1	134	13	17	.224
Yantz, New Orleans.....	44	103	6	23	2	1	..	27	2	..	.223
L. Williams, Chattanooga.....	93	261	24	58	7	..	..	65	23	9	.222
Price, Atlanta .....	40	99	9	22	2	1	..	26	7	..	.222
Giddo, Chattanooga .....	15	27	3	6	1	..	1	9	..	..	.222
H. Berger, Mobile.....	27	78	3	17	3	..	1	23	2	..	.218
Bodus, Birmingham .....	18	55	7	12	2	1	..	17	3	..	.218
Carroll, Birmingham .....	106	341	28	74	6	2	1	87	13	20	.217
Snell, Montgomery-Memphis ....	75	208	25	45	7	2	..	56	10	3	.216
Beck, Nashville .....	36	93	6	20	4	..	..	23	5	..	.215
James, Nashville-New Orleans...	32	98	13	21	3	1	..	26	5	9	.214
Kissinger, Memphis .....	33	84	12	18	4	1	..	25	2	1	.214
Evans, New Orleans-Birmingham	36	100	6	21	5	1	..	28	7	..	.210
J. Sloan, Birmingham.....	12	29	3	6	1	..	..	7	1	..	.207
Swindell, New Orleans.....	14	29	1	6	..	..	..	6	2	..	.207
Ellam, Birmingham .....	123	361	39	74	12	5	2	102	15	14	.205
Walker, New Orleans.....	17	44	1	9	..	..	..	9	..	..	.205
Erwin, New Orleans.....	39	138	16	29	7	..	..	36	7	7	.203
Clancy, New Orleans.....	114	387	39	78	8	7	1	107	9	21	.202
Gillispie, Chattanooga .....	43	145	19	29	4	3	..	39	5	2	.200
McKillen, New Orleans.....	34	125	25	93	15	2	..	28	1	..	.200
Lindsay, Nashville .....	141	470	45	93	10	2	..	107	33	12	.198
Dunn, Atlanta .....	76	224	20	44	7	1	..	54	11	2	.197
Foxen, Atlanta .....	24	92	8	18	2	..	..	20	3	1	.196
E. Brown, Montgomery.....	34	102	7	20	1	3	..	30	1	..	.196
Kyle, New Orleans.....	85	278	21	54	7	4	..	69	11	12	.194
Coveleskie, Chattanooga .....	47	113	10	22	4	..	2	32	10	..	.194
Angermier, New Orleans.....	50	142	8	27	1	1	..	30	7	3	.190
Holtz, Atlanta .....	16	58	6	11	3	1	..	17	1	3	.190
Brady, Atlanta .....	19	53	4	10	2	1	..	14	1	..	.189
McGill, Mobile .....	30	98	6	18	2	..	1	23	5	1	.184
Thompson, Birmingham-Atlanta..	30	87	1	16	2	..	..	18	4	..	.184
Fleharty, Nashville .....	33	71	6	13	..	2	..	17	1	..	.183
Harbison, Chattanooga .....	20	71	7	13	3	..	..	16	5	2	.183
Bumgardner, Nashville .....	26	95	12	17	6	..	..	22	2	6	.179
Prough, Birmingham .....	33	95	4	17	2	..	..	19	13	..	.179
L. Brown, Mobile.....	25	74	2	13	1	..	..	14	5	2	.179
Gregory, Birmingham .....	12	28	3	5	..	..	..	5	..	..	.179
Massey, Chattanooga .....	14	28	6	5	..	..	..	5	3	2	.179
Summers, Chattanooga .....	38	106	13	19	3	..	..	22	1	..	.179
R. Stevenson, New Orleans.....	34	99	10	16	3	..	1	22	1	10	.179
C. Williams, Nashville.....	35	91	4	16	2	..	..	18	3	..	.176
Breen, Montgomery .....	76	225	29	45	12	4	..	61	18	12	.176
Goalby, Nashville .....	65	198	23	34	7	1	2	48	23	14	.172
Grimes, Chattanooga .....	16	41	5	7	1	1	1	13	..	..	.171

INDIVIDUAL BATTING—(Continued).

Name and Club.	G.	AB.	R.	H.	2B.	3B.	HR.	TB.	SH.	SB.	PC.
More, Chattanooga-Nashville ....	38	105	7	18	2	..	1	23	4	2	.171
Parsons, Memphis .....	34	96	5	16	2	1	..	20	1	1	.167
Clifton, Birmingham .....	41	99	10	16	..	2	..	20	6	3	.162
Case, Nashville-Montgomery ....	32	79	4	12	1	1	..	15	1	..	.162
W. Robertson, Mobile.....	20	62	1	10	..	..	..	10	3	1	.161
Leibhart, Memphis .....	17	51	3	8	3	..	..	11	2	..	.157
Bales, Memphis .....	12	45	..	7	..	..	..	7	3	..	.156
Summers, Nashville .....	12	26	1	4	1	..	..	5	..	..	.154
McIntyre, New Orleans.....	25	60	2	9	2	..	..	11	1	1	.150
Kroh, Memphis-Chattanooga ....	33	89	6	13	2	1	..	17	3	..	.146
Newton, Memphis .....	27	63	4	9	1	..	..	10	4	..	.143
Musser, Atlanta .....	18	49	3	7	..	..	..	7	3	..	.143
Hardgrove, Birmingham .....	26	95	4	13	1	..	..	14	10	1	.137
Conzleman, Atlanta .....	19	59	3	8	..	1	..	10	4	..	.136
Harrell, Memphis .....	31	82	5	11	1	..	..	12	8	..	.134
Weaver, Atlanta .....	10	23	3	3	1	..	..	4	1	..	.130
Chappelle, Chattanooga .....	11	23	2	3	..	..	..	3	..	..	.130
Brackenridge, Nashville .....	20	39	..	5	..	..	..	5	4	1	.128
Brenner, New Orleans.....	21	44	1	5	2	..	..	7	3	1	.114
Haigh, Memphis .....	12	36	1	4	1	..	..	5	1	..	.111
Kibble, New Orleans.....	10	38	5	4	2	..	..	9	1	1	.105
Brenton, New Orleans.....	30	78	5	7	..	1	..	9	3	..	.090
Hannah, Chattanooga .....	14	23	1	2	..	..	..	2	1	..	.087
Troy, Chattanooga .....	10	19	..	1	..	..	..	1	..	..	.053

Players who batted in less than 10 games—Bausewein, Voss, Dobard, Bailey, Kernan, Becker, Calvo, Fuchner, Clark, Love, Atlanta; Moloney, Corbett, Kelly, Kirby, E. Berger, Mobile; Senno, Fittery, Dilger, Ery, Birmingham; Cruise, Fitzgerald, Dygert, Hunt, Hoffman, Moran, Thrasher, Betcher, Golden, Chattanooga; Napier, Sparks, Roache, Taylor, Page, East, Styles, Spencer, Rogers, Snyder, Montgomery; Schneiberg, Memphis; Boland, Nicholson, Ludwig, Hendee, McManus, Smith, Dahlgren, Dye, Hinton, Snyder, Redding, Nashville; Robertson, L. Steveson, Flannagan, Peddy, Glavanich, O. Williams, New Orleans.

INDIVIDUAL FIELDING.

FIRST BASEMEN.

Name and Club.	G.	PO.	A.	E.	PC.	Name and Club.	G.	PO.	A.	E.	PC.
Kutina, Mont.....	53	503	36	8	.985	Agler, Atlanta.....	145	1372	69	26	.982
McGilyray, Birm...	141	1155	86	20	.984	Coyle, Atlanta.....	131	1111	83	23	.981
Paulette, Mobile...	130	1431	74	24	.984	Abstein, Memphis..	144	1367	93	31	.979
Snedecor, Mont-NO.	145	1312	102	23	.984	Kraft, N. Orleans..	50	395	29	9	.979
A. Hofman, Nash..	37	304	11	5	.984	Schwartz, Nash....	104	969	46	25	.976
Tarleton, Mont.....	22	221	13	4	.983						

SECOND BASEMEN.

Jordan, Memphis....	13	36	39	2	.974	Smith, Atlanta.....	39	89	104	9	.955
Marcan, Birm.....	144	395	376	23	.971	Starr, Mobile.....	114	240	315	27	.954
Atz, N. Orleans.....	44	81	105	6	.969	Flick, Chattanooga..	139	404	378	39	.952
Wares, Montgomery	136	388	413	29	.965	McDowell, N. Or....	62	119	141	13	.952
Alperman, Atlanta..	97	173	165	19	.963	Perry, Nashville....	73	173	180	14	.948
Sentelle, Mobile....	23	50	68	5	.959	Clancy, N. Orleans.	27	58	66	8	.939
Love, Memphis.....	54	137	160	13	.958	Shanley, Memphis...	67	145	163	30	.912
Goalby, Nashville...	60	149	161	14	.957						

THIRD BASEMEN.

Spratt, Mont.-Nash.	39	60	110	2	.988	McDonald, Birm.....	97	97	85	18	.910
Hendryx, N. Or.....	20	19	31	1	.984	Gillispie, Chat.....	36	38	58	10	.906
Perry, Nashville....	67	111	148	12	.956	Kibble, N. Orleans..	10	5	22	3	.900
Carroll, Birmingham	62	59	80	7	.952	Atz, N. Orleans.....	11	5	19	3	.889
Elwert, Montgomery	132	129	267	24	.943	Holland, Atlanta....	44	36	74	14	.887
Breene, Mont.....	10	10	23	2	.943	Manush, Atl.-N.O...	38	37	86	17	.879
Smith, Atlanta.....	104	149	182	23	.935	E. Williams, N.O...	37	46	67	17	.869
Ward, Memphis.....	139	159	225	27	.934	Bumgardner, Nash..	26	23	37	11	.845
Odell, Mobile.....	138	151	221	34	.916	Erwin, N. Orleans..	19	30	24	15	.783
Graff, Chattanooga..	87	94	169	23	.919						

INDIVIDUAL FIELDING—(Continued).

SHORTSTOPS.

Name and Club.	G.	PO.	A.	E.	PC.	Name and Club.	G.	PO.	A.	E.	PC.
Elberfeld, Chat.....	60	144	175	14	.958	Butler, Memphis.....	109	215	184	43	.903
Lindsay, Nashville..	141	231	502	49	.937	L. Williams, Chat..	47	86	115	25	.889
Bisland, Atlanta....	127	264	392	47	.933	Clancy, N. Orleans.	81	146	199	44	.887
Shanley, Memphis...	38	108	86	15	.928	Walsh, Chattanooga	31	55	73	15	.881
Knaupp, Mont.....	135	271	392	53	.925	Stock, Mobile.....	137	302	353	75	.875
Ellam, Birmingham.	123	286	405	58	.923	E. Williams, N.O...	23	37	59	14	.873
Carroll, Birmingham	26	35	55	7	.922	Keating, Atlanta....	11	21	24	8	.850
Spratt, Nash.-Mont.	18	25	40	6	.916	Breene, Mont.....	14	19	37	11	.835
Erwin, N. Orleans..	20	26	59	8	.914						

OUTFIELDERS.

Carroll, Birmingham	22	33	4	..	1000	Love, Memphis.....	68	127	6	6	.957
Holtz, Atlanta.....	16	29	1	..	1000	Baerwald, Memphis.	144	201	15	10	.956
Graham, Atl.-Chat..	17	20	2	..	1000	Jantzen, Mont.....	135	232	22	13	.953
Bodus, Birmingham.	17	27	3	..	1000	Schweitzer, Mem....	121	212	8	11	.952
Campbell, Mobile....	16	32	..	..	1000	Knisely, Birm.....	113	248	10	13	.952
Elston, Chattanooga	87	120	16	1	.996	D. Robertson, Mob..	126	300	16	16	.952
L. Williams, Chat..	32	42	4	1	.980	Messinger, Birm....	140	176	17	10	.951
Elberfeld, Chat.....	24	39	5	1	.977	Johnson, Chat.....	99	157	14	9	.950
Clark, Mobile.....	141	259	9	8	.974	Spencer, N. Orleans.	92	168	17	10	.949
King, Chattanooga..	130	277	9	10	.974	McKillen, N. Or....	34	48	6	3	.947
McDowell, Mont....	28	65	4	2	.972	Sloan, Montgomery..	135	199	21	13	.945
Daley, Nash.-N.O...	130	268	19	8	.973	Walker, Mont.....	87	164	7	11	.940
Kyle, N. Orleans....	85	129	10	4	.972	Bailey, Atlanta.....	81	132	8	9	.939
Sentelle, Mobile....	18	37	4	1	.972	Jacobson, Mobile....	54	105	2	7	.938
Breene, Montgomery	40	69	6	2	.971	McBride, Birm.....	133	184	10	13	.937
Nixon, Atlanta.....	17	24	3	1	.964	Callahan, Nashville.	141	204	22	16	.934
McGill, Mobile.....	30	52	2	2	.964	Shanley, Memphis...	19	40	2	3	.932
Young, Nashville...	123	228	23	10	.962	James, Nash.-N.O...	32	52	2	4	.931
Merritt, Memphis...	70	120	6	5	.962	Miller, Mobile.....	30	52	3	5	.908
A. Hofman, Nash...	17	44	6	2	.962	Stevenson, N. Or....	26	37	1	4	.905
Green, Mem.-N.O....	21	23	2	1	.962	Long, Atlanta.....	140	241	19	28	.903
Hendryx, N. Orleans	119	244	13	10	.962	Bagby, Mont.-N.O..	28	38	5	3	.897
Welchonce, Atlanta.	144	304	12	13	.960	Manush, N.O.-Atl...	18	25	1	3	.896
Bales, Memphis.....	12	23	..	1	.958	Breaux, Chat.....	11	10	1	4	.733

PITCHERS.

Swindell, N. Or.....	14	12	24	..	1000	Taylor, Montgomery.	7	4	11	1	.938
Troy, Chattanooga...	10	..	10	..	1000	Bagby, Mont.-N.O...	19	6	23	2	.937
J. Sloan, Birm.....	11	..	19	..	1000	Kroh, Mem.-Chat....	33	18	96	8	.934
Paige, Montgomery.	9	1	14	..	1000	Manning, Mont.....	38	17	53	5	.933
Weaver, Atlanta....	9	..	25	..	1000	Foxen, Birmingham.	34	17	72	7	.928
Peddy, N. Orleans..	8	2	12	..	1000	Thompson, Bir.-Atl.	29	11	39	4	.926
McIntyre, N. Or.....	7	2	14	..	1000	Evans, N.O.-Birm...	35	11	64	6	.926
Stevenson, N. Or....	7	2	21	..	1000	Wilson, N. Orleans.	29	5	44	4	.922
Boland, Nashville...	6	3	12	..	1000	Beck, Nashville.....	36	5	62	6	.918
Love, Atlanta.....	6	..	5	..	1000	Conzleman, Atlanta.	19	4	29	3	.917
Hogg, Mobile.....	32	18	88	1	.991	Newton, Memphis...	27	21	70	8	.912
Robertson, Mobile...	20	9	47	1	.983	C. Williams, Nash..	35	11	40	5	.911
Grimes, Chat.....	16	5	40	1	.978	Fittery, Birm.....	5	2	8	1	.909
Cavet, Mobile.....	38	9	105	3	.975	Coveleskie, Chat....	47	28	11	14	.908
Brenner, N. Orleans	17	7	31	1	.974	Price, Atlanta.....	39	19	70	9	.908
Brenton, N. Orleans	30	17	96	3	.971	Hardgrove, Birm....	35	11	58	7	.908
Leibhart, Memphis..	17	10	41	2	.968	Walker, N. Orleans.	17	9	36	2	.906
Chappelle, Chat.....	11	1	22	1	.958	Musser, Atlanta.....	18	4	32	4	.900
Howell, Chat.....	14	2	19	1	.955	McManus, Nashville.	9	2	16	2	.900
Campbell, Mobile....	30	17	88	5	.955	E. Brown, Mont.....	34	8	64	6	.897
More, Chat.-Nash....	38	9	74	4	.954	C. Brown, Mont.....	34	16	58	8	.889
Summers, Chat.....	38	24	90	5	.950	Case, Nash.-Mont...	32	4	38	5	.894
Kissinger, Memphis.	33	20	52	4	.947	Gregory, Birm.....	12	3	18	3	.875
Fleharty, Nashville.	33	7	44	3	.944	Brackenridge, Nash.	15	4	39	7	.860
Berger, Mobile.....	27	11	40	3	.944	Brady, Atlanta.....	19	1	42	9	.827
Parsons, Memphis...	34	13	72	5	.944	Ery, Birmingham...	5	1	8	2	.818
Prough, Birm.....	33	6	46	2	.941	Glavanich, N. Or...	9	5	11	5	.762
Harrell, Memphis...	31	12	64	5	.938						

INDIVIDUAL FIELDING—(Continued).

CATCHERS.

Name and Club.	G.	PO.	A.	E.	PB.	PC.	Name and Club.	G.	PO.	A.	E.	PB.	PC.
Clifton, Birm.....	40	160	36	2	7	.990	Donohue, Mont...	65	341	78	12	9	.972
Graham, At.-Ch..	39	158	53	3	3	.986	Snell, Memphis...	70	280	84	11	6	.971
Mayer, Birm.....	108	503	159	11	14	.984	Adams, N. Or....	72	359	121	15	8	.970
Schmidt, Mobile..	128	537	134	12	7	.982	L. Brown, Mobile	19	62	24	3	1	.966
Gribbins, Mont...	89	350	118	10	11	.979	Gibson, Nashville	85	365	92	19	8	.959
Dunn, Atlanta....	76	271	102	8	7	.979	Yantz, N. Or.....	35	154	46	8	1	.962
Seabough, Mem...	70	361	104	9	8	.976	Noyes, Nashville.	64	202	66	13	11	.959
Chapman, Atlanta	65	247	86	9	8	.974	Angermeir, N.O..	47	213	56	12	5	.957
Haigh, Memphis..	12	49	22	2	3	.973	Street, Chat.....	121	607	73	17	5	.947

PITCHERS' RECORDS.

Name and Club.	G.	IP.	Oppo.				W		L.	T.	TO.	Fn.	PC.		
			AB.	H.	R.	SO.	BB.	HB.						P.	W.
Prough, Birmingham..	34	274	986	227	69	117	51	9	3	23	6	1	1	3	.793
Coveleskie, Chat.....	47	319	1169	229	72	104	113	22	4	28	9	4	1	5	.757
Conzleman, Atlanta...	22	165	587	141	68	75	49	3	6	11	4	3	1	3	.733
Price, Atlanta.....	40	257	925	207	105	84	124	12	7	21	9	..	4	6	.700
Dent, Atlanta.....	28	192	723	161	55	63	39	2	1	14	4	3	..	5	.700
Cavet, Mobile.....	38	313	1079	221	94	128	97	10	6	23	12	1	1	2	.657
Hogg, Mobile.....	35	276	1037	248	86	90	80	12	6	18	10	1	2	5	.643
W. Robertson, Mobile	22	174	632	155	80	55	29	10	..	12	7	..	..	3	.632
Hardgrove, Birm.....	40	178	1006	250	97	89	54	7	7	18	11	4	1	4	.621
Bagby, Mont.-N.O....	20	135	491	122	58	71	26	6	5	8	5	2	2	3	.615
Williams, Nashville...	37	258	900	219	89	144	59	18	4	18	12	1	1	5	.600
Beck, Nashville.....	34	251	892	227	97	76	104	17	7	17	12	1	1	3	.586
Brady, Atlanta.....	18	105	514	134	61	36	32	1	1	8	6	2	3	1	.571
Manning, Montgomery	36	237	854	205	113	109	103	15	6	17	13	2	2	1	.567
Sommers, Chat.....	34	269	1013	238	95	106	85	10	6	17	13	2	1	1	.567
Kroh, Mem.-Chat.....	33	258	950	235	102	114	86	16	8	15	12	3	1	2	.556
E. Brown, Mont.....	34	269	917	171	75	156	96	18	8	16	13	2	3	..	.552
Berger, Mobile.....	27	208	779	95	96	94	55	7	4	12	11	1	1	2	.522
Foxen, Birmingham...	36	250	919	247	125	128	107	12	8	15	14	..	4	3	.517
Campbell, Mobile....	33	274	1049	264	98	79	50	11	3	16	15	1	..	1	.516
C. Brown, Mont.....	35	250	946	260	128	119	75	20	10	14	14	1	3	3	.500
Leibhart, Memphis....	19	164	603	141	70	85	41	4	3	9	9	1	..	..	.500
Sloan, Birmingham...	12	71	294	88	41	29	18	2	1	4	4	..	1	3	.500
Wilson, New Orleans.	24	183	662	169	91	104	71	12	5	10	11	1	1	1	.476
Kissinger, Memphis...	32	243	895	218	106	139	71	4	7	13	14	1	1	2	.464
Grimes, Chattanooga..	17	112	407	110	58	33	50	5	2	6	7	..	..	4	.462
Brenton, New Orleans	31	225	801	178	91	116	81	13	9	10	12	5	1	3	.455
More, Nash.-Chat.....	38	261	948	238	122	70	91	12	6	13	16	..	2	7	.448
Evans, N.O.-Birm.....	37	253	930	124	127	113	81	5	7	12	15	5	..	4	.444
Harrell, Memphis.....	32	326	865	228	115	100	56	4	10	11	14	1	1	5	.440
Thompson, Birm.-Atl..	31	215	798	206	99	105	63	8	5	12	16	..	1	3	.429
Case, Nash.-Mont.....	34	216	819	224	101	66	49	11	4	11	15	2	2	5	.423
Newton, Memphis.....	28	204	728	176	84	88	61	17	6	10	14	..	1	3	.417
Parsons, Memphis.....	36	268	974	272	139	96	115	19	6	12	17	2	4	2	.414
Musser, Atlanta.....	22	133	475	121	74	81	79	5	8	7	10	..	3	2	.412
Fleharty, Nashville...	37	202	723	185	86	71	59	24	1	8	12	3	2	9	.400
Walker, New Orleans.	17	127	475	123	69	81	56	11	5	6	9	1	..	1	.400
Gregory, Birmingham.	12	71	258	69	38	30	26	5	2	4	6	1	..	1	.400
Chappelle, Chat.....	14	68	213	63	45	27	19	1	..	3	6	..	2	3	.333
Brackenridge, Nash...	17	92	351	95	53	22	18	1	2	4	9	1	..	2	.308
Howell, Chattanooga..	13	82	288	72	37	39	30	8	2	2	7	1	1	3	.222
Paige, Montgomery...	10	42	166	52	31	13	19	2	1	1	4	2	2	1	.200
Troy, Chattanooga....	11	53	213	55	32	33	28	2	2	..	5	..	2	4	.000
Brenner, N. Orleans...	18	113	427	121	76	41	50	6	2	..	11	3	1	4	.000

Less than ten games.

Kraft, New Orleans..	2	9	37	12	12	4	9	..	..	1	..	..	..	1	1000
Hendee, Nashville.....	3	12	42	14	11	2	6	1	..	1	..	..	..	2	1000
Bausewein, Atlanta...	5	22	83	23	11	9	16	..	..	2	1	..	2	..	.667
McIntyre, N. Orleans.	9	70	253	67	20	36	19	3	..	4	3	1	1	..	.571

PITCHERS' RECORDS—(Continued).

Less than ten games.

Name and Club.	G.	IP.	Oppo.				R.	SO.	BB.	HB.	P.	W.	L.	T.	TO.	Fn.	PC.
			AB.	H.	R.	SO.											
Taylor, Mont.-N.O.....	7	40	141	31	14	9	18	1	..	1	1	..	2	3	.500		
Kirby, Mobile .....	2	17	69	24	12	5	7	..	..	1	1	..	..	..	.500		
Styles, Montgomery ..	2	17	60	13	3	5	10	4	..	1	1	..	..	..	.500		
Merritt, Memphis.....	5	34	123	27	11	18	3	3	2	2	2	..	1	..	.500		
Stevenson, N. Orleans	7	55	214	62	28	12	19	2	1	3	4	..	..	1	.500		
Boland, Nashville.....	6	31	124	40	25	22	18	8	1	2	3	..	..	..	.429		
Love, Atlanta.....	8	42	146	37	17	21	10	..	2	2	3	..	1	1	.400		
Dahlgren, Nashville...	4	24	90	24	13	12	16	1	1	1	2	..	..	3	.400		
Furchner, Atlanta.....	3	18	63	18	16	5	7	3	..	1	2	..	..	1	.333		
Ery, Birmingham.....	6	33	123	38	13	9	8	3	..	1	2	..	..	..	.333		
Weaver, Atl.-N.O.....	9	60	211	61	41	22	27	3	6	2	5	1	1	2	.333		
Fittery, Birmingham..	5	37	125	36	17	16	20	4	2	1	4	..	..	1	.286		
McManus, Nashville...	9	53	235	55	30	20	9	5	4	1	5	..	3	1	.200		
Glavenich, N. Orleans	9	51	205	61	57	39	64	5	6	1	7	..	..	1	.167		
Voss, Atlanta.....	2	5	18	7	6	4	2	..	..	..	..	..	..	2	.125		
Clark, Atlanta.....	3	13	64	18	8	6	10	1	..	..	1	..	..	..	.000		
Becker, Atlanta.....	3	18	65	21	13	4	4	1	..	..	..	..	..	..	.000		
Bailey, Atlanta.....	1	9	34	10	6	4	4	..	..	..	..	..	..	3	.000		
Boyd, Birmingham....	3	6	26	10	7	..	6	..	..	..	1	..	..	..	.000		
Dygert, Chattanooga..	2	17	61	15	14	7	15	..	..	..	1	..	..	2	.000		
Hunt, Chattanooga....	2	10	44	18	8	3	4	..	1	..	2	..	..	..	.000		
Schneiberg, Memphis.	2	9	37	13	6	1	2	2	..	..	1	..	..	..	.000		
Green, Mem.-N. Or...	3	17	65	21	11	8	7	2	..	..	3	..	..	1	.000		
Sloan, Montgomery....	1	7	26	10	5	1	1	..	..	..	1	..	..	..	.000		
Napier, Montgomery..	3	20	88	37	19	13	6	1	1	..	2	..	..	1	.000		
Snyder, Montgomery..	2	13	49	16	10	5	7	1	1	..	1	..	..	1	.000		
Breen, Montgomery...	2	4	12	4	4	1	2	..	..	..	..	..	..	2	.000		
Sparks, Montgomery..	4	21	82	30	17	5	8	..	..	..	3	..	..	1	.000		
East, Montgomery....	3	18	67	20	11	7	9	2	1	..	2	..	..	1	.000		
Johnson, Nashville....	1	2	7	7	2	2	1	..	..	..	..	..	..	1	.000		
Snyder, Nashville....	2	17	66	20	9	9	7	2	..	..	2	..	..	..	.000		
Hinton, Nashville....	3	10	30	4	5	4	8	1	1	..	1	1	..	1	.000		
Redding, Nashville....	3	14	52	18	11	7	5	..	..	..	1	..	..	2	.000		
Dye, Nashville.....	2	10	38	9	3	5	2	..	..	..	..	..	..	2	.000		
O. Williams, N. Or...	2	13	43	8	7	11	..	1	..	..	1	..	..	2	.000		
Peddy, New Orleans..	8	40	165	58	32	15	11	2	..	..	4	..	1	..	.000		
Gwinn, New Orleans..	1	30	7	7	1	1	..	..	..	..	1	..	..	4	.000		

Southern Association—Nashville defeated Mobile, 4—3, in a twelve-inning game, July 8.

Southern Association—Montgomery defeated Mobile in a fourteen-inning game, 2—1, June 6.

Southern Association—Coveleskie of Chattanooga struck out eleven New Orleans men, July 9.

Southern Association—Coveleskie of Chattanooga allowed Memphis only one hit in the second game, May 30.

Southern Association—Brown of Montgomery kept Memphis down to one hit, and his team won, 1—0, June 19.

Southern Association—Nashville, although being outbatted by nearly three to one, held the Chattanooga team to a 4—3 victory in twelve innings, June 15.

Southern Association—In a twelve-inning battle, June 9, Mobile won from Memphis, 3—2. On the following day Atlanta worsted Birmingham, 6—4, in twelve innings.

Southern Association—Pitcher More, shortstop Elberfeld and third baseman Coyle of Chattanooga, in a game with Atlanta, made the first triple play of the season in the league, April 10.

Southern Association—In the afternoon of July 4, a triple play by third baseman Odell and shortstop Stock of Mobile was a feature of the contest with Birmingham, won by the latter, 3—1.

# Tri-State League

The premier honors in the 1913 campaign of the Tri-State League went to Wilmington, being the first championship captured by the representatives of that city since 1884, when Wilmington was a member of the Eastern League. The result of the race, so far as the leadership was concerned, never was in doubt, but the battle for the other positions kept the fans of the circuit guessing to the close, Allentown, Harrisburg and York finishing third on even terms. President Charles F. Carpenter again directed the affairs of the organization with the same good judgment that has characterized his previous administrations.



## CHAMPIONSHIP WINNERS IN PREVIOUS YEARS.

1904—York .....	.606
1905—Williamsport .....	.629
1906—York .....	.591
1907—Williamsport .....	.694
1908—Williamsport .....	.646
1909—Lancaster .....	.658
1910—Altoona .....	.655
1911—Reading .....	.679
1912—Harrisburg .....	.670

## STANDING OF CLUBS AT CLOSE OF SEASON:

Club.	Wil.	Allen.	Har.	York.	Tr.	Atl.	Won.	Lost.	PC.
Wilmington .....	..	15	6	10	15	20	66	45	.595
Allentown .....	13	..	10	12	16	8	59	52	.532
Harrisburg .....	10	12	..	12	8	17	59	52	.532
York .....	12	10	16	..	9	12	59	52	.532
Trenton .....	7	6	14	7	..	16	50	61	.450
Atlantic City .....	3	9	6	11	13	..	42	73	.365

## INDIVIDUAL BATTING.

Name and Club.	G.	AB.	R.	H.	SH.	SB.	PC.
Kavanagh, York .....	111	428	66	153	10	49	.357
Clay, Trenton .....	113	430	85	145	9	27	.337
Rudolph, Harrisburg .....	111	424	71	140	9	28	.330
Meyers, Wilmington .....	110	379	63	124	19	34	.327
Poland, Trenton .....	112	426	74	139	7	35	.326
Cannell, Allentown .....	107	396	71	129	10	25	.326
Murray, Allentown .....	111	413	92	134	25	37	.324
Kerr, Wilmington .....	105	345	26	110	13	12	.319
Johnson, York .....	85	327	41	104	9	13	.318
Stricker, York .....	17	41	9	13	..	..	.317
Clark, Trenton .....	64	244	48	77	11	16	.316
C. Russell, Allentown-York.....	82	293	41	92	11	33	.314
Davis, York .....	91	341	45	107	15	23	.314
Owens, Trenton .....	80	284	38	89	15	6	.313
Fritz, Wilmington .....	113	432	84	135	25	50	.313
McKenna, Wilmington .....	114	396	65	123	30	26	.311
Jackson, Wilmington .....	112	401	78	124	15	58	.309
Swayne, York .....	106	422	82	130	20	27	.308



## INDIVIDUAL BATTING—(Continued).

Name and Club.	G.	AB.	R.	H.	SH.	SB.	PC.
W. Smith, Wilmington.....	13	36	10	11	5	4	.306
Stutz, Allentown .....	95	373	69	114	19	38	.306
Castle, Atlantic City.....	50	184	30	56	5	19	.304
Hooper, York .....	96	348	40	102	35	27	.294
Crist, Harrisburg .....	105	398	70	117	8	32	.294
Conn, Trenton .....	107	416	44	122	5	15	.293
Dietz, Harrisburg .....	106	389	36	114	18	34	.293
Bressler, Harrisburg .....	43	100	12	29	4	1	.290
Gleichmann, Wilmington .....	76	278	50	80	11	19	.288
Cockill, Harrisburg .....	113	432	33	124	7	23	.287
Snyder, Harrisburg .....	16	56	12	16	1	4	.286
Knotts, York .....	75	267	36	76	7	4	.285
Wehrell, Atlantic City.....	31	113	8	32	2	9	.283
Cruikshank, Harrisburg .....	68	259	27	73	14	16	.282
Boyle, Allentown .....	39	144	14	40	4	5	.278
Meyer, Trenton .....	114	431	60	119	28	12	.276
Monroe, Allentown .....	102	332	41	91	14	13	.274
Dundon, Harrisburg .....	66	231	31	63	16	10	.273
Sharp, Wilmington .....	112	384	43	105	26	22	.273
Teal, Atlantic City.....	25	52	7	14	..	2	.269
McGeehan, Allentown .....	110	410	55	110	17	25	.268
Marhefka, Wilmington .....	109	436	87	117	16	31	.268
Newton, Atlantic City.....	106	368	32	98	17	11	.266
J. Barker, Harrisburg.....	66	241	37	64	7	17	.266
Nebinger, Harrisburg .....	28	87	18	23	6	6	.264
Sundheim, Harrisburg .....	111	386	68	102	24	36	.264
Mangus, Atlantic City.....	91	345	57	90	12	20	.261
Coveleskie, Atlantic City.....	109	404	54	105	17	23	.260
Sheckard, Allentown .....	112	381	54	99	19	28	.260
Wallace, York .....	64	193	20	50	7	4	.259
Joyce, Atlantic City.....	118	452	63	117	13	28	.259
Coughlin, Allentown .....	101	353	41	91	17	13	.258
Mitchell, Allentown .....	48	144	23	37	4	2	.257
Milliman, York .....	43	125	8	32	4	4	.256
Oldham, Trenton .....	54	147	14	37	10	4	.252
Doty, Atlantic City.....	116	412	39	104	13	12	.252
Lynch, York .....	101	360	41	88	11	22	.244
Southern, York .....	16	70	8	17	2	3	.243
Martz, Wilmington .....	11	37	8	9	2	2	.243
Scott, Allentown .....	24	70	8	17	7	4	.243
Therre, Harrisburg .....	96	314	27	76	15	5	.242
Tobin, Wilmington .....	38	87	5	21	6	..	.241
Thackara, Atlantic City.....	26	79	10	19	3	1	.241
Flanagan, Harrisburg .....	38	129	15	31	5	4	.240
Horse, Trenton .....	33	88	8	21	3	1	.239
Porte, Trenton .....	22	71	4	17	4	1	.239
Boelzle, Atlantic City.....	99	307	32	73	8	13	.238
Heist, Trenton .....	97	329	33	78	8	31	.237
E. Manning, York.....	18	65	6	15	3	..	.231
Fox, Harrisburg .....	25	61	7	14	3	..	.230
Gorman, Atlantic City.....	112	395	36	91	15	22	.230
Potteiger, York .....	14	46	6	10	2	1	.217
Philbin, York .....	28	103	10	22	..	2	.214
Frost, Trenton .....	18	56	6	12	1	1	.214
Chabek, Harrisburg .....	42	112	13	24	4	2	.214
O'Connor, Harrisburg .....	33	94	8	20	3	..	.213
Brown, Wilmington .....	52	136	16	29	4	5	.213
Morrison, York .....	30	90	12	19	3	6	.211
Shaw, York .....	30	81	3	17	2	1	.210
Girard, Allentown .....	54	151	9	31	7	7	.205
Stroh, Harrisburg .....	28	70	5	14	5	1	.200
McHenry, York .....	11	30	3	6	2	1	.200
Moser, Atlantic City.....	33	85	6	17	4	1	.200
Fink, Trenton .....	12	40	3	8	1	2	.200
Rasmussen, Trenton .....	32	86	4	17	4	2	.198

## INDIVIDUAL BATTING—(Continued).

Name and Club.	G.	AB.	R.	H.	SH.	SB.	PC.
Cranley, Atlantic City.....	20	71	13	14	2	..	.197
Haines, Trenton .....	12	41	2	8	..	..	.195
Topham, Allentown .....	37	93	11	18	2	1	.194
Somers, Atlantic City.....	12	32	3	6	..	..	.188
Shollenberger, Wilmington .....	34	81	3	15	2	1	.185
Koepman, Trenton .....	50	155	14	28	3	3	.181
Brazell, Atlantic City.....	18	39	8	7	..	..	.179
Edwards, Allentown .....	14	28	3	5	..	..	.179
A. Russell, Wilmington.....	36	96	11	17	2	1	.177
Mecherly, Allentown .....	14	51	4	9	2	3	.176
Eckert, Atlantic City.....	11	29	4	5	2	1	.172
Ritter, Wilmington .....	48	105	5	18	1	1	.171
Williams, York .....	21	60	5	10	2	..	.167
Adams, Harrisburg .....	17	24	6	4	3	..	.167
J. Manning, Trenton.....	12	37	2	6	..	1	.162
Cawley, Atlantic City.....	23	69	4	11	7	3	.159
Wedell, York .....	11	45	3	7	1	3	.156
W. Manning, Allentown.....	24	65	9	10	5	..	.154
Golden, Atlantic City.....	15	27	2	4	2	..	.148
Hightower, Trenton .....	26	71	7	10	3	..	.141
Kutz, Allentown .....	16	30	4	4	..	..	.133
Schmidt, York .....	12	25	1	3	1	..	.120
Kunkel, Atlantic City.....	22	50	4	6	..	1	.120
Porray, Atlantic City.....	11	17	1	2	..	..	.118
Culp, Atlantic City.....	36	71	3	8	5	1	.113

Players who participated in less than ten games—Lewellyn, Vandine, Voltz, Hafford, Gribbin, Darlington, C. Barker, Menovsky, Dunn, Hart-  
ranft, L. Smith, Noell, Davidson, Haggerty, Meehan, Hoar, Ballinger,  
Reese.

## CLUB BATTING.

Club.	AB.	R.	H.	SH.	SB.	PC.	Club.	AB.	R.	H.	SH.	SB.	PC.
Wilmington ..	3642	577	1034	175	268	.284	Trenton .....	3743	496	1025	127	175	.274
York .....	3692	478	1037	161	215	.281	Harrisburg ..	3603	529	982	143	207	.273
Allentown ....	3611	543	996	156	227	.276	Atlantic City.	3773	420	906	125	154	.240

## INDIVIDUAL FIELDING.

## FIRST BASEMEN.

Name and Club.	G.	PO.	A.	E.	PC.	Name and Club.	G.	PO.	A.	E.	PC.
Cockill, Harrisburg.	84	766	56	6	.993	Gorman, Atl City...	112	969	59	20	.981
Cruikshank, Harris.	30	318	11	13	.991	Meyers, Wilmington.	110	1092	70	24	.980
Kavanagh, York.....	10	99	8	1	.991	C. Russel, Aln.-Yk..	76	728	44	19	.976
Boyle, Allentown....	39	383	27	7	.983	Conn, Trenton.....	107	1091	62	32	.973
Davis, York.....	91	849	63	15	.984						

## SECOND BASEMEN.

Dundon, Harrisburg	66	92	195	10	.975	Morrison, York.....	30	58	76	11	.924
Cockill, Harrisburg..	29	56	109	5	.971	Doty, Atl. City.....	82	200	201	34	.922
McGeehan, Allen....	110	294	330	25	.961	Fink, Trenton.....	12	20	31	5	.911
Meyer, Trenton.....	94	253	296	26	.955	Cawley, Atl. City...	22	49	52	10	.910
Kavanagh, York.....	45	114	123	17	.933	Crist, Harrisburg....	14	32	35	7	.905
Sharp, Wilmington..	112	207	328	43	.926	E. Manning, York..	17	28	27	10	.846

## THIRD BASEMEN.

Hooper, York.....	48	53	105	9	.946	Kavanagh, York.....	46	57	90	15	.907
Heist, Trenton.....	88	118	163	21	.930	Sundheim, Harris...	111	104	210	34	.902
Coughlin, Allentown	101	102	185	22	.929	Cranley, Atl. City...	17	26	30	11	.836
Doty, Atl. City.....	34	47	42	7	.927	Wedell, York.....	11	9	22	7	.816
Coveleskie, Atl. City	57	66	115	15	.923	Poland, Trenton....	16	21	23	10	.815
Fritz, Wilmington...	113	128	168	28	.914						

INDIVIDUAL FIELDING—(Continued).

SHORTSTOPS.

Name and Club.	G.	PO.	A.	E.	PC.	Name and Club.	G.	PO.	A.	E.	PC.
Lynch, York.....	101	228	349	33	.946	Owens, Trenton.....	80	181	254	37	.922
Newton, Atl. City..	106	229	269	29	.945	Dietz, Harrisburg...	106	256	343	56	.914
Mecherly, Allentown	11	18	34	4	.929	Boelzle, Atl. City...	13	16	35	6	.895
Marhefka, Wil.....	109	222	379	49	.925	Meyer, Trenton.....	20	36	65	12	.894
Stutz, Allentown....	94	246	285	44	.923						

OUTFIELDERS.

Potteiger, York.....	13	38	..	..	1000	Coveleskie, Atl. C...	44	74	5	4	.952
Swayne, York.....	106	136	12	2	.987	Johnson, York.....	85	173	10	10	.948
Sheckard, Allentown	109	241	14	4	.985	Martz, Wilmington..	11	17	..	1	.944
Jackson, Wilmington	112	227	20	4	.984	McKenna, Wil.....	114	165	19	12	.939
Crist, Harrisburg....	85	135	16	3	.981	Girard, Allentown...	14	27	4	2	.939
Nebinger, Harris....	28	47	3	1	.980	Mangus, Atl. City...	91	128	18	10	.936
Cruikshank, Harris..	38	83	5	2	.978	Clay, Trenton.....	107	124	18	10	.934
Cannell, Allentown..	107	140	7	4	.974	Castle, Atl. City....	48	92	10	8	.927
Hooper, York.....	47	93	11	3	.972	J. Barker, Harris...	66	79	12	10	.901
Flanagan, Harris....	38	48	5	2	.964	Clark, Trenton.....	65	117	5	14	.897
Rudolph, Harrisburg	111	210	13	9	.961	W. Smith, Wil.....	13	25	1	3	.897
Wehrell, Atl. City..	31	45	2	2	.959	Shollenberger, Wil..	11	14	3	2	.895
Gleichmann, Wil....	72	149	8	7	.957	Wallace, York.....	41	38	7	6	.882
Poland, Trenton.....	97	184	13	9	.956	Snyder, Harrisburg.	16	17	2	..	.864
Murray, Allentown..	111	236	15	12	.954	Somers, Atl. City...	12	11	1	3	.800
Joyce, Atl. City.....	118	250	11	13	.953	Manning, Trenton...	12	17	1	5	.783

PITCHERS.

Reese, Trenton.....	5	2	8	..	1000	Bressler, Harrisburg	34	7	67	4	.949
Tobin, Wilmington..	38	12	93	..	1000	W. Manning, Allen.	21	9	46	3	.948
Voltz, Harrisburg....	5	2	13	..	1000	Milliman, York.....	32	11	76	5	.946
Teal, Atlantic City..	13	5	19	..	1000	Rasmussen, Trenton	28	4	60	4	.941
Ballinger, Atl. City.*	4	..	2	..	1000	Kutz, Allentown....	15	8	31	3	.929
Knauer, Atl. City...	4	3	2	..	1000	Porray, Atl. City....	11	1	12	1	.929
Hoar, Atl. City.....	8	1	14	..	1000	A. Russell, Wil.....	36	11	88	8	.925
Hartranft, Allen....	3	2	3	..	1000	Oldham, Trenton....	45	5	81	7	.924
Schmidt, York.....	11	2	18	..	1000	Fox, Harrisburg....	24	7	39	4	.920
McHenry, York.....	10	2	20	..	1000	Brown, Wilmington.	38	16	87	9	.920
Stricker, York.....	12	2	38	1	.976	Ritter, Wilmington.	38	8	64	7	.911
Culp, Atl. City.....	32	7	74	2	.976	Haggerty, Atl. City.	4	2	8	1	.909
Kunkel, Atl. City....	22	2	35	1	.974	Meehan, Trenton....	6	2	8	1	.909
Williams, York.....	18	7	29	1	.973	Shaw, York.....	30	8	40	5	.906
Moser, Atl. City....	32	17	87	3	.972	Hightower, Trenton.	26	1	56	6	.905
O'Connor, Harris....	32	8	80	3	.967	Darlington, Wil.....	5	2	7	1	.900
Topham, Allentown..	32	7	50	2	.966	Wallace, York.....	15	5	27	4	.889
Scott, Allentown....	24	7	75	3	.965	Adams, Harrisburg.	16	3	26	4	.879
Girard, Allentown..	36	7	81	4	.957	Eckert, Atl. City....	11	3	23	5	.839
Horse, Trenton.....	30	13	99	5	.957	Lewellyn, Atl. City.	3	..	5	1	.833
Brazell, Atl. City...	18	8	35	2	.956	Davidson, Wil.....	4	2	10	4	.750
Chabek, Harrisburg.	26	9	76	4	.955						

CATCHERS.

Therre, Harrisburg..	94	458	124	6	.990	Mitchell, Allentown.	42	204	50	9	.966
Koepman, Trenton...	50	222	57	5	.981	Knotts, York.....	75	444	122	20	.966
Philbin, York.....	28	169	43	5	.977	Thackara, Atl. City.	26	114	31	7	.954
Haines, Trenton....	10	64	21	2	.977	Shollenberger, Wil..	14	48	27	4	.949
Stroh, Harrisburg...	23	93	29	3	.976	Frost, Trenton.....	13	81	19	7	.935
Boelzle, Atl. City...	85	443	124	14	.976	Golden, Atl. City...	11	36	13	4	.925
Kerr, Wilmington...	105	585	130	20	.973	Porte, Trenton .....	19	91	25	11	.913
Monroe, Allentown..	98	394	133	18	.967						

CLUB FIELDING.

Club.	PO.	A.	E.	PC.	Club.	PO.	A.	E.	PC.
Harrisburg .....	2881	1471	178	.961	Wilmington .....	2990	1515	226	.952
Allentown .....	2864	1432	192	.957	Atlantic City.....	2982	1370	234	.949
York .....	2933	1501	209	.955	Trenton .....	2865	1509	269	.943

PITCHERS' RECORDS.

Name and Club.	W.	L.	PC.	Name and Club.	W.	L.	PC.
Davidson, Wilmington...	2	..	1000	Fox, Harrisburg.....	10	9	.526
Scott, Allentown.....	19	5	.792	Smith, Wilmington.....	1	1	.500
Teal, Atlantic City.....	7	2	.778	Hartranft, Allentown...	1	1	.500
A. Russell, Wilmington.	22	8	.733	Stricker, York.....	6	6	.500
W. Manning, Allentown.	13	5	.722	Schmidt, York.....	5	5	.500
McHenry, York.....	4	2	.667	Williams, York.....	8	9	.471
Reese, Trenton.....	2	1	.667	Moser, Atlantic City...	12	15	.444
Hightower, Trenton.....	10	6	.625	Eckert, Atlantic City...	3	4	.429
O'Connor, Harrisburg...	18	11	.621	Rasmussen, Trenton....	9	14	.391
Topham, Allentown.....	13	8	.619	Culp, Atlantic City.....	8	13	.381
Brazell, Atlantic City...	6	4	.600	Ritter, Wilmington.....	11	18	.379
Tobin, Wilmington.....	12	9	.571	Horsey, Trenton.....	9	15	.375
Milliman, York.....	17	13	.567	Girard, Allentown.....	9	20	.310
Shaw, York.....	13	10	.565	Adams, Harrisburg.....	3	8	.273
Chabek, Harrisburg.....	13	10	.565	Kutz, Allentown.....	3	9	.250
Brown, Wilmington.....	19	15	.559	Darlington, Wil.....	1	3	.250
Bressler, Harrisburg....	15	13	.536	Wallace, York.....	2	7	.222
Kunkel, Atlantic City...	8	7	.533	Meehan, Trenton.....	1	4	.200
Oldham, Trenton.....	20	18	.526				

LONG HITS BY CLUBS.

Club.	2B.	3B.	HR.	Ex. B.	Club.	2B.	3B.	HR.	Ex. B.
Wilmington .....	156	61	32	623	York .....	136	62	23	550
Trenton .....	186	36	28	592	Allentown .....	134	58	26	546
Harrisburg .....	142	60	24	560	Atlantic City .....	152	42	14	486

LONG HITS BY INDIVIDUALS.

Name and Club.	2B.	3B.	HR.	Ex. B.	Name and Club.	2B.	3B.	HR.	Ex. B.
Rudolph, Harrisburg....	29	20	5	138	Marhefka, Wilmington..	18	7	2	65
Fritz, Wilmington.....	27	8	7	106	Knotts, York.....	16	4	5	64
Clay, Trenton.....	36	5	4	103	Coveleskie, Atl. City...	19	6	2	64
Mangus, Atl. City.....	18	9	6	87	McKenna, Wilmington..	20	4	3	64
Meyers, Wilmington....	22	8	4	84	Kerr, Wilmington.....	17	7	2	63
Jackson, Wilmington...	12	12	6	84	Murray, Allentown.....	22	5	1	63
Stutz, Allentown.....	19	10	3	80	Kavanagh, York.....	16	7	2	61
Meyer, Trenton.....	21	5	4	73	Davis, York.....	19	3	3	59
Conn, Trenton.....	24	3	4	73	Swayne, York.....	15	8	1	58
Sheckard, Allentown....	15	11	2	71	Johnson, York.....	13	8	2	58
Crist, Harrisburg.....	24	5	2	71	C. Russell, Allentown...	8	4	6	52
Doty, Atlantic City....	25	4	2	70	McGeehan, Allentown...	11	4	4	50
Owens, Trenton.....	14	8	4	68	Dietz, Harrisburg.....	13	4	3	50
Gleichmann, Wil.....	13	7	5	67	Hooper, York.....	15	4	2	50
Poland, Trenton.....	25	3	2	67	Joyce, Atlantic City...	17	5	..	49
Cockill, Harrisburg....	18	9	3	65	Boelzle, Atlantic City..	16	4	1	48
Cannell, Allentown.....	18	7	2	65	Lynch, York.....	11	7	1	47
Monroe, Allentown.....	15	5	5	65					

Tri-State League—York defeated Wilmington in twelve innings, 4—3, July 9.

Tri-State League—In a thirteen-inning game, July 24, Allentown defeated Harrisburg, 4—3.

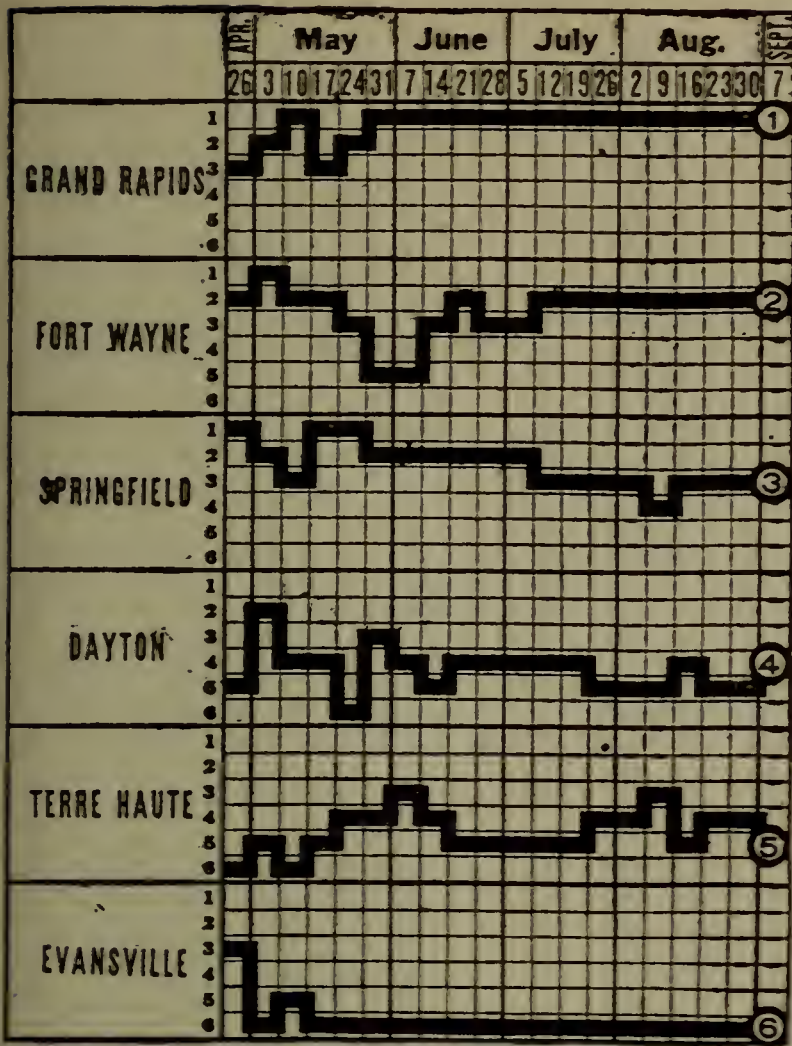
Tri-State League—Pitcher Shaw of York struck out fourteen Allentown batsmen, July 26.

Tri-State League—Oldham of Trenton struck out thirteen men in an eleven-inning game, June 23.

Tri-State League—Trenton and Harrisburg played twelve innings on May 29, Trenton winning, 5—4.

Tri-State League—In the game between Trenton and Harrisburg, June 20, pitcher Oldham shut out Harrisburg without a run and with only one hit.

# Central League



Grand Rapids, which finished ninth in the twelve-club circuit of 1912, was returned the winner of the Central League championship last season, with Fort Wayne, the former champion, second. The reduced circuit of six clubs proved to be the most successful in the history of the league, as not a club finished in debt, and with but one or two exceptions all made money. This was rather a surprising showing, considering that Grand Rapids had the pennant well in hand from the time it assumed the leadership early in the season until the close of the campaign on September 7.

## CHAMPIONSHIP WINNERS IN PREVIOUS YEARS.

1903—Fort Wayne .....	.645
1904—Fort Wayne .....	.633
1905—Wheeling .....	.595
1906—Grand Rapids .....	.657
1907—Springfield .....	.637
1908—Evansville .....	.600
1909—Wheeling .....	.624
1910—South Bend .....	.638
1911—Dayton .....	.628
1912—Fort Wayne .....	.597

## STANDING OF CLUBS AT CLOSE OF SEASON.

Club.	GR.	FW.	Sp.	Day.	TH.	Ev.	Won.	Lost.	PC.
Grand Rapids .....	..	16	18	20	16	22	92	48	.657
Fort Wayne .....	12	..	15	15	17	18	77	63	.550
Springfield .....	10	13	..	15	18	11	67	71	.486
Dayton .....	8	13	12	..	18	11	62	77	.446
Terre Haute .....	12	11	9	10	..	18	60	79	.431
Evansville .....	6	10	17	17	10	..	60	80	.429

## INDIVIDUAL BATTING.

Compiled by Louis Heilbroner.

Name and Club.	G.	AB.	R.	H.	2B.	3B.	HR.	TB.	SH.	SB.	BB.	SO.	PC.
Norton, Springfield .....	10	28	3	14	1	1	..	17	..	1	..	3	.500
Faulkinberry, Evansville..	17	33	7	15	3	2	..	22	..	..	1	7	.455
C. Miller, Evansville.....	33	142	26	53	3	6	..	68	2	16	11	13	.373
Lejeune, Grand Rapids...	120	433	89	150	29	7	8	217	17	49	42	76	.346
Tutweiler, Fort Wayne...	115	444	80	153	34	11	12	245	9	24	30	63	.345
Wheeler, Terre Haute....	107	414	66	142	46	5	3	207	9	9	26	51	.343
Stewart, Springfield .....	79	300	53	100	11	6	6	141	12	27	23	63	.333
Donohue, Terre Haute....	39	149	14	49	10	3	3	74	5	2	3	13	.329
Shaw, Dayton .....	136	539	80	175	12	5	2	203	10	19	39	34	.325
Core, Grand Rapids.....	132	513	79	166	34	6	..	212	10	30	33	43	.324
Pick, Terre Haute.....	93	370	55	120	16	6	..	148	19	24	30	21	.324
Grimes, Grand Rapids....	15	62	9	20	2	2	..	26	1	5	4	2	.323
Roush, Evansville .....	89	344	42	109	26	6	5	162	16	16	24	35	.317
Koehler, Grand Rapids..	101	366	74	115	19	8	8	174	30	46	36	40	.314
Hargrove, Terre Haute...	126	444	77	137	32	7	5	198	10	11	34	37	.309
McLafferty, Fort Wayne.	24	81	19	25	5	..	..	30	7	7	13	11	.309
G. Miller, T.H.-Evans...	33	126	15	39	5	1	1	49	11	6	7	7	.309
Alberts, Terre Haute.....	15	36	3	11	2	1	..	15	2	..	..	12	.306
Calbert, Terre Haute.....	26	56	7	17	4	1	..	23	..	4	8	14	.304

## INDIVIDUAL BATTING—(Continued).

Name and Club.	G.	AB.	R.	H.	2B.	3B.	HR.	TB.	SH.	SB.	BB.	SO.	P.C.
Wickland, Dayton .....	118	435	64	132	28	14	2	194	16	30	56	54	.303
Fabrique, Fort Wayne....	107	441	87	133	26	2	7	184	9	27	50	41	.302
J. Warren, Fort Wayne..	11	43	10	13	4	1	..	19	2	..	7	7	.302
Craig, Terre Haute.....	53	209	25	63	10	3	2	85	6	12	4	30	.301
Tydeman, Grand Rapids..	142	526	86	157	32	13	13	254	16	51	45	78	.299
Brautigan, Springfield ...	136	497	99	148	29	6	3	198	26	37	74	57	.298
Tuman, Fort Wayne.....	14	47	6	14	..	..	2	20	2	..	5	9	.298
Atkins, Fort Wayne.....	60	172	21	51	9	1	1	65	7	1	19	23	.297
T. Anderson, Ft. Wayne.	138	547	67	162	14	6	3	197	11	21	25	61	.296
Grefe, Evansville .....	143	560	75	165	29	5	4	216	14	5	34	48	.295
Hillinger, Dayton .....	46	164	20	48	7	1	..	57	5	11	13	14	.293
Tepe, Evansville .....	128	470	90	137	28	6	9	204	23	21	53	55	.291
Bratchi, Fort Wayne....	53	182	31	53	8	5	..	71	8	10	23	36	.291
Colligan, Fort Wayne....	35	131	22	38	5	3	1	52	9	6	13	17	.290
Byrnes, Evansville .....	10	38	6	11	1	1	..	14	1	3	3	8	.289
S. Smith, Grand Rapids..	12	45	5	13	4	..	..	17	2	1	1	5	.289
Parker, Terre Haute.....	56	118	12	34	4	1	2	46	8	5	7	14	.288
O'Mara, Evans.-F.W. ....	81	317	62	91	14	2	3	118	5	27	21	24	.287
Keene, Springfield .....	125	504	84	144	28	9	15	235	14	13	35	89	.286
De Haven, Dayton.....	136	529	57	151	23	10	1	197	20	25	33	29	.286
Kroy, G.R.-T.H. ....	96	367	65	105	13	3	..	124	15	13	43	18	.286
Keener, Fort Wayne.....	70	280	45	80	15	3	5	116	12	5	16	20	.286
Knoll, Evansville .....	127	441	64	126	29	6	5	182	25	14	71	44	.286
Snyder, Springfield .....	115	408	47	116	21	3	3	152	15	8	34	55	.285
Wetzel, Springfield .....	39	128	14	36	4	4	..	48	1	3	3	32	.281
Welsh, Fort Wayne.....	93	359	54	99	14	5	4	135	15	26	30	57	.276
Graham, Terre Haute....	58	208	35	57	15	4	4	92	5	13	19	39	.274
Sykes, Dayton .....	140	517	84	141	26	8	4	195	17	27	53	74	.273
Schmick, Grand Rapids..	139	534	93	144	24	7	7	203	20	43	37	48	.270
Hixon, Springfield .....	50	138	19	37	8	..	1	48	4	1	8	16	.268
A. Reilly, Springfield....	133	465	57	124	20	10	1	167	24	24	47	71	.267
E. Martin, Dayton.....	110	408	56	109	9	1	..	120	21	31	23	18	.267
O'Day, Springfield .....	131	531	93	141	22	12	1	190	13	18	63	74	.266
Mee, Grand Rapids.....	142	512	92	136	26	3	12	204	24	43	88	116	.266
Kelleher, Springfield .....	120	423	56	111	17	8	2	150	19	14	34	103	.262
H. Martin, Fort Wayne..	128	447	48	117	15	3	1	141	14	17	59	52	.262
Goldrick, Fort Wayne....	11	23	1	6	..	..	..	6	2	..	3	3	.261
Hopper, Fort Wayne.....	17	50	8	13	3	..	..	16	..	..	4	19	.260
Barkwell, G.R.-Ev.-Day..	46	135	22	35	6	1	2	49	5	7	31	22	.259
Kibble, Evansville .....	37	132	18	34	3	1	..	39	7	4	11	23	.258
Meixell, Evansville .....	143	533	76	137	19	9	4	186	28	31	25	68	.257
Lake, Grand Rapids.....	57	187	21	48	6	3	2	66	6	4	4	22	.257
Wager, Fort Wayne.....	53	166	23	42	6	1	2	56	4	2	14	24	.253
Stanley, Springfield .....	139	510	71	128	30	8	8	198	18	20	60	75	.251
Leber, Dayton .....	63	215	30	54	8	1	1	67	13	15	25	22	.251
Betts, Terre Haute.....	11	28	1	7	1	1	..	10	1	..	..	6	.250
McGraw, Grand Rapids...	102	325	46	81	10	4	11	130	10	6	44	62	.249
Gilbert, Terre Haute....	78	195	24	48	7	7	..	69	11	12	8	55	.247
Ragan, Terre Haute.....	48	179	19	44	6	2	1	57	4	7	8	17	.246
Armstrong, Dayton .....	95	294	28	72	11	3	..	89	11	5	23	37	.245
Pearce, Dayton .....	15	49	3	12	1	..	..	13	3	..	4	5	.245
Nespo, Fort Wayne.....	109	346	50	84	14	3	2	110	13	9	50	59	.243
W. Riley, Grand Rapids.	17	41	3	10	..	..	..	10	5	..	3	11	.243
Withrow, Springfield ....	58	179	19	43	6	2	3	62	4	4	12	38	.241
Sapp, Terre Haute.....	11	42	4	10	3	..	..	13	2	1	3	7	.239
W. Warren, Dayton.....	79	235	28	56	7	2	1	70	7	9	23	23	.238
Burke, Fort Wayne.....	95	318	30	75	7	3	2	94	7	6	30	22	.236
Mathews, Evansville ....	91	309	32	73	9	6	..	94	20	8	27	42	.236
Arndt, Terre Haute.....	58	217	14	50	8	..	1	61	6	7	16	15	.230
Sloan, Evansville .....	24	74	8	17	3	..	1	23	5	..	5	9	.230
Nee, Dayton .....	80	263	38	60	10	1	..	72	17	16	41	22	.228
Compton, Dayton .....	49	145	17	33	6	1	..	41	6	4	16	20	.228
Steil, Grand Rapids.....	142	475	64	107	10	8	7	154	21	19	55	115	.225
Evers, Terre Haute.....	110	402	58	90	15	6	4	129	16	21	62	94	.224
Fittery, Evansville .....	53	144	21	32	1	2	..	37	7	14	17	30	.222

INDIVIDUAL BATTING—(Continued).

Name and Club.	G.	AB.	R.	H.	2B.	3B.	HR.	TB.	SH.	SB.	BB.	SO.	PC.
E. Anderson, Terre Hau..	125	403	57	89	13	1	..	104	19	21	76	43	.221
Haley, Evansville .....	46	145	14	32	7	1	1	44	4	1	13	16	.221
Grodick, Grand Rapids...	32	114	10	25	3	5	..	38	5	3	6	18	.219
Stratton, Evansville .....	76	242	29	52	10	..	4	74	11	..	15	49	.215
Webb, Dayton .....	23	77	5	16	1	1	..	19	2	..	2	8	.208
Cantwell, Terre Haute...	65	182	16	37	7	1	..	46	4	3	19	40	.203
Markey, Springfield .....	73	242	18	49	6	1	..	57	12	4	22	28	.202
Bowman, Grand Rapids..	36	84	4	17	3	1	..	22	3	..	5	18	.202
Jansen, Fort Wayne.....	31	111	10	22	5	..	..	27	2	8	10	20	.198
Stremmel, Dayton .....	26	67	11	13	4	..	1	20	5	1	6	10	.194
Bashang, Fort Wayne....	17	52	9	10	2	..	..	12	7	3	10	14	.192
Williams, Evansville ....	10	26	3	5	..	..	..	5	1	..	3	10	.192
Watson, Grand Rapids...	10	26	3	5	1	1	..	8	3	..	3	5	.192
Foley, Spr.-T.H.-Day. ...	123	399	35	76	12	1	..	90	26	4	33	48	.190
Madden, Terre Haute.....	42	106	9	20	2	2	..	26	2	3	2	30	.189
Rowan, Dayton .....	37	101	9	18	2	..	..	20	7	..	10	24	.178
Pieh, Dayton .....	36	101	9	18	1	..	..	19	2	1	5	29	.178
Bielstein, Terre Haute...	38	124	9	22	3	..	..	25	4	4	14	30	.177
Durrell, Evansville .....	28	62	7	11	2	..	..	13	2	..	1	18	.177
Gorman, Terre Haute....	39	143	10	25	2	1	..	29	8	9	14	15	.175
Duffy, Springfield .....	36	87	5	15	2	..	..	17	3	1	9	44	.172
Young, Fort Wayne.....	48	107	10	18	5	..	..	23	10	2	9	15	.169
Pfeffer, Grand Rapids....	45	114	14	19	3	1	1	27	2	1	3	27	.167
Turner, Evansville .....	17	36	4	6	2	..	..	8	1	..	2	7	.167
E. Smith, Grand Rapids.	33	90	11	15	3	..	..	18	5	..	7	11	.166
Clemons, Grand Rapids...	19	56	6	9	1	..	1	13	1	1	2	15	.161
Loudermilk, Fort Wayne.	48	109	9	17	1	..	..	18	8	..	8	45	.156
Ainsworth, Fort Wayne..	15	45	4	7	1	..	..	8	1	2	3	14	.156
Harrison, Dayton .....	16	47	4	7	..	..	..	7	2	1	7	13	.149
Harden, Evansville .....	11	27	1	4	..	..	..	4	3	..	4	5	.148
Johnson, Springfield .....	30	82	3	12	1	..	..	13	3	1	9	22	.146
Walsh, Evans-F.W. ....	18	62	9	9	1	1	..	12	1	2	9	9	.145
Wm. Smith, Evansville...	13	29	5	4	..	..	..	4	1	..	5	6	.138
Merchant, Evans.-Spr. ..	24	60	1	8	..	..	..	8	3	..	2	8	.133
Furchner, Evans.-G.R. ...	14	31	3	4	1	..	..	5	1	..	3	12	.129
Spaid, Evansville .....	11	38	1	4	1	..	..	5	2	..	3	10	.105
Orth, Fort Wayne.....	11	29	2	3	..	..	..	3	..	..	5	14	.103
Barker, Evansville .....	10	14	2	1	..	..	..	1	..	..	4	5	.071
Fromholtz, Day.-Evans...	31	79	4	5	2	1	..	9	2	..	4	27	.063
Klueg, Evansville .....	11	34	5	2	..	..	..	2	4	2	3	15	.059

Players who participated in less than 10 games—Fort Wayne: Toothman. Dayton: Arnett. Springfield: Trautman, Ridley. Terre Haute: McKissick, Haase. Grand Rapids: Essick, Leifers.

INDIVIDUAL FIELDING.

FIRST BASEMEN.

Name and Club.	G.	PO.	A.	E.	PC.	Name and Club.	G.	PO.	A.	E.	PC.
Grefe, Evansville..	143	1230	123	17	.988	Sykes, Dayton.....	140	1291	52	27	.980
Schmick, Gr. Rap..	139	1333	69	20	.986	Keene, Springfield..	99	917	54	21	.979
Arndt, T. Haute...	49	460	28	7	.986	Markey, Springfield	49	466	44	12	.977
Graham, T. Haute.	46	403	28	6	.986	Bielstein, T. Haute	38	317	17	8	.977
T. Anderson, F.W.	138	1365	70	27	.982						

SECOND BASEMEN.

Nespo, Ft. Wayne..	109	299	304	19	.969	Tutweiler, Ft. W...	15	35	43	6	.929
Koehler, Gr. Rap...	101	293	293	21	.965	Grodick, Gr. Rap...	32	76	106	14	.929
DeHaven, Dayton...	34	90	95	8	.959	Craig, T. Haute.....	16	66	42	9	.923
Sapp, T. Haute.....	11	24	23	2	.959	Nee, Dayton.....	78	156	206	25	.915
Tepe, Evansville....	20	52	44	5	.950	Foley, Spr.-TH.-Da.	43	109	124	26	.900
Mathews, Evansville	91	204	213	28	.937	Walsh, Evans.-F.W.	17	37	37	10	.881
Evers, T. Haute.....	81	231	203	30	.935	Stanley, Spring.....	12	26	26	8	.867
Brautigan, Spring...	105	302	292	43	.933	G. Miller, T.H.-Ev..	10	13	22	7	.833
Harrison, Dayton....	16	34	32	5	.930						

## INDIVIDUAL FIELDING—(Continued).

## THIRD BASEMEN.

Name and Club.	G.	PO.	A.	E.	PC.	Name and Club.	G.	PO.	A.	E.	PC.
E. Martin, Dayton..	55	69	86	8	.951	Gorman, T. Haute..	22	32	39	8	.899
Kibble, Evansville..	13	22	22	3	.936	Kelleher, Spring....	52	73	120	22	.898
Mee, Gr. Rap.....	142	196	270	39	.923	Tepe, Evansville....	89	110	139	29	.896
Pick, T. Haute.....	82	120	141	25	.913	Barkwell, GR.-E.-D.	36	50	71	15	.890
Leber, Dayton.....	51	75	95	17	.909	Compton, Dayton....	23	16	49	8	.890
A. Reilly, Spring...	82	98	199	30	.908	Evers, T. Haute.....	19	26	44	9	.886
McLafferty, Ft. W..	24	40	45	9	.904	Wager, Ft. Wayne..	20	19	28	8	.855
Burke, Ft. Wayne..	94	111	162	30	.901	Tuman, Ft. Wayne..	14	17	21	7	.844

## SHORTSTOPS.

Pearce, Dayton.....	11	11	29	2	.952	Kibble, Evansville..	23	35	55	11	.891
Brautigan, Spring...	31	83	114	13	.938	Kelleher, Spring....	63	124	201	41	.888
Fabrique, Ft. W....	107	210	397	45	.930	A. Reilly, Spring....	44	69	125	25	.886
Foley, Spr.-TH.-Da.	80	131	222	30	.922	Ragan, T. Haute....	45	92	106	26	.884
Gorman, T. Haute..	17	40	49	8	.918	Leber, Dayton.....	12	23	29	8	.867
O'Mara, Eva.-F.W..	81	200	266	48	.907	Craig, T. Haute.....	37	91	91	28	.867
Steil, Gr. Rap.....	142	197	376	65	.899	Evers, T. Haute.....	10	15	16	5	.861
E. Martin, Dayton..	55	96	160	31	.892	Tepe, Evansville....	17	15	11	6	.812

## OUTFIELDERS.

Withrow, Spring....	20	21	4	..	1000	Byrnes, Evansville..	10	24	1	1	.962
Atkins, Ft. Wayne..	16	20	..	..	1000	Keene, Springfield...	26	41	5	2	.958
Grimes, Gr. Rap....	15	26	1	..	1000	Colligan, Ft. Wayne	35	38	5	2	.956
Johnson, Spring....	12	19	4	..	1000	Wickland, Dayton...	118	261	25	14	.953
Bashang, Ft. Wayne	11	15	..	..	1000	Wager, Ft. Wayne..	12	19	1	1	.953
E. Anderson, T.H...	123	227	27	4	.984	Welsh, Ft. Wayne..	93	187	11	10	.952
Kroy, T. Haute.....	96	203	15	4	.982	Lejeune, Gr. Rap...	119	246	21	14	.950
Knoll, Evansville....	125	229	11	5	.980	Core, Gr. Rap.....	132	176	12	10	.949
Keener, Ft. Wayne.	70	107	12	3	.975	Donohue, T. Haute..	39	67	5	4	.947
C. Miller, Evansville	33	73	5	2	.975	Shaw, Dayton.....	136	242	17	16	.945
Tydeman, Gr. Rap..	142	191	21	6	.972	Stewart, Spring.....	79	126	12	8	.945
G. Miller, TH.-Eva.	16	22	4	1	.970	O'Day, Springfield..	131	143	21	10	.943
Markey, Springfield.	14	29	2	1	.969	Graham, T. Haute..	12	15	..	1	.937
DeHaven, Dayton....	102	134	17	5	.968	Jansen, Ft. Wayne..	23	38	5	3	.935
Roush, Evansville...	89	157	9	6	.965	Hopper, Ft. Wayne.	10	12	2	1	.933
Stanley, Springfield.	127	249	27	10	.965	Bratchi, Ft. Wayne.	53	80	8	7	.927
Gilbert, T. Haute...	22	24	3	1	.964	Fittery, Evansville..	15	22	1	2	.920
Tutweiler, Ft. W...	100	199	12	8	.963	Hillinger, Dayton...	46	61	8	7	.908
Wheeler, T. Haute..	107	142	14	6	.963	Calbert, T. Haute...	12	16	1	2	.895
J. Warren, Ft. W..	11	25	1	1	.963	Cantwell, T. Haute.	18	30	1	5	.861
Meixell, Evansville.	143	257	21	11	.962						

## PITCHERS.

E. Smith, Gr. Rap..	33	7	69	..	1000	Compton, Dayton....	16	4	38	3	.933
Sloan, Evansville...	19	11	36	..	1000	Duffy, Springfield...	36	21	71	7	.929
Rowan, Dayton.....	35	7	76	1	.988	Hixon, Springfield...	40	19	102	10	.924
Stremmell, Dayton..	18	7	59	1	.985	Johnson, Springfield.	18	4	59	5	.926
Turner, Evansville..	17	6	36	1	.977	Gilbert, T. Haute...	46	21	97	10	.922
Atkins, Ft. Wayne..	37	16	106	4	.968	Bowman, Gr. Rap..	36	15	79	8	.922
Young, Ft. Wayne..	46	12	110	4	.968	Fromholtz, Da.-Eva.	30	3	65	6	.919
Orth, Ft. Wayne....	10	3	25	1	.965	Loudermilk, Ft. W..	45	5	81	8	.915
Cantwell, T. Haute.	39	14	92	4	.964	W. Smith, Evans....	12	4	27	3	.912
Harden, Evansville.	11	3	23	1	.963	Fittery, Evansville..	34	27	71	10	.907
Webb, Dayton.....	23	6	64	3	.959	Spaid, Evansville....	11	5	21	3	.897
Pfeffer, Gr. Rap...	45	13	73	4	.956	Merchant, Eva.-Spr.	24	3	63	8	.892
Ainsworth, Ft. W...	14	4	39	2	.956	W. Riley, Gr. Rap.	17	6	39	6	.882
Wetzel, Springfield..	39	17	119	7	.951	Madden, T. Haute..	38	9	66	11	.872
S. Smith, Gr. Rap..	11	5	31	2	.947	Furchner, Eva.-G.R.	13	1	22	4	.852
Clemons, Gr. Rap...	19	9	24	2	.943	Barker, Evansville..	10	1	15	3	.842
Pieh, Dayton.....	34	9	108	8	.936	Betts, T. Haute.....	11	2	12	3	.824



INDIVIDUAL FIELDING—(Continued).

CATCHERS.

Name and Club.	G.	P.O.	A.	E.	P.B.	P.C.	Name and Club.	G.	P.O.	A.	E.	P.B.	P.C.
Stratton, Evans..	76	456	104	6	5	.989	Haley, Evansville	46	249	63	9	8	.972
Snyder, Spring....	105	567	190	15	5	.987	Wager, F.W.....	16	85	15	4	..	.962
H. Martin, F.W..	124	629	175	13	7	.982	Parker, T. Haute	32	170	50	9	7	.961
Faulkinberry, Ev.	10	38	12	1	7	.980	Armstrong, Day..	78	431	98	22	11	.960
McGraw, G. Rap.	102	561	129	16	7	.977	W. Warren, Day.	71	391	90	22	6	.956
Lake, Gr. Rap....	42	204	58	6	3	.977	Durrell, Evans...	22	85	30	6	3	.951
Hargrove, T.H...	122	599	179	20	10	.975	Withrow, Spring.	33	148	44	12	..	.941

PITCHERS' RECORDS.

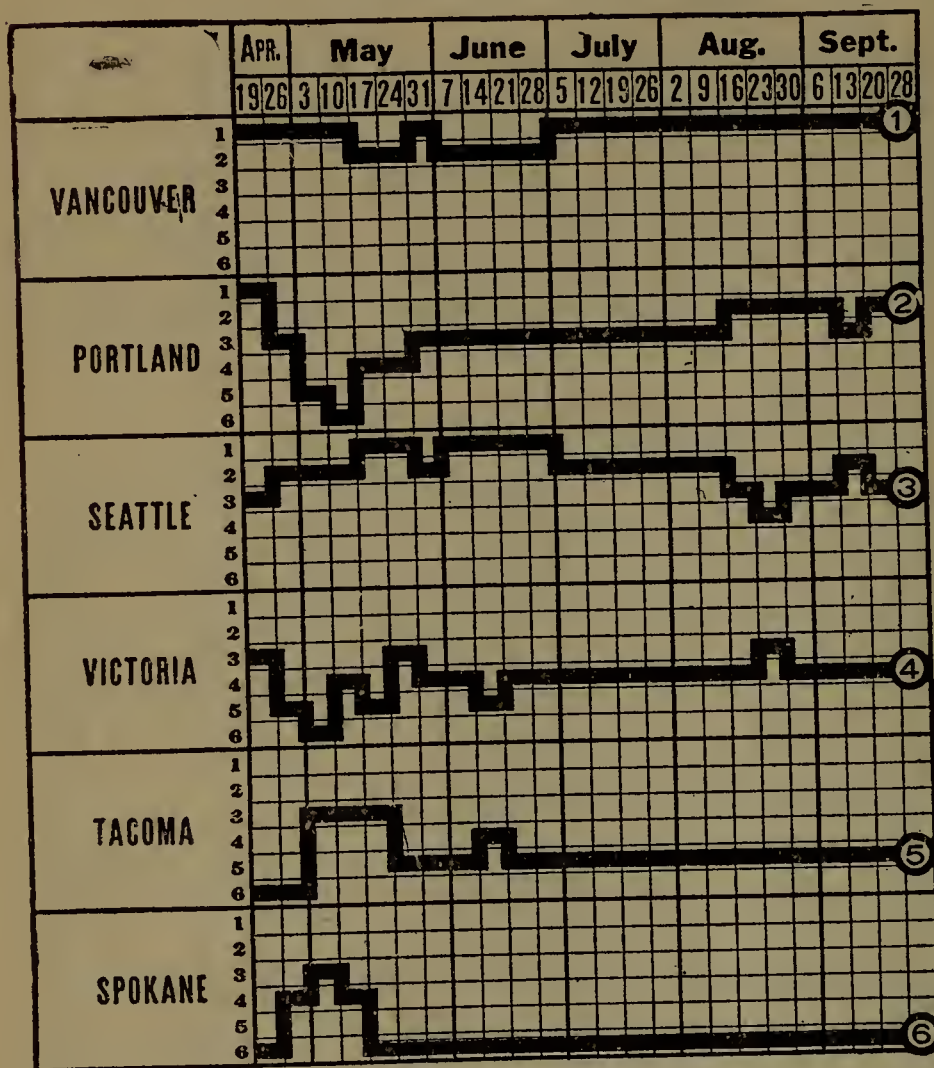
Name and Club.	G.	IP.	Oppo.			SO.	B H W			T			P.C.				
			AB.	H.	R.		B.	B.	P.	Bk.	W.	L.		O.	Fn.		
S. Smith, Gr. Rapids.	11	108	399	95	29	51	33	5	2	..	9	2	..	..	.818		
W. Riley, Gr. Rapids.	17	112	1-3	426	114	59	59	30	5	2	2	9	2	..	5	2	.818
Pfeffer, Gr. Rapids...	37	290	1-3	1071	253	100	232	64	15	3	..	25	8	1	1	7	.758
Clemons, Gr. Rapids..	19	144	2-3	507	99	49	107	50	1	3	..	12	5	..	3	1	.706
Spaid, Evansville .....	11	100	2-3	362	87	33	60	25	5	3	..	7	3	..	..	2	.700
Atkins, Fort Wayne..	37	280		1087	277	129	182	83	2	12	..	22	10	..	7	4	.688
Norton, Springfield ...	7	48	2-3	188	47	19	27	20	4	..	..	4	2	..	2	1	.667
Pieh, Dayton .....	33	262	2-3	968	248	138	164	104	17	9	..	19	10	..	4	2	.655
E. Smith, Gr. Rapids.	33	243	2-3	905	232	97	108	63	3	1	1	20	11	..	3	5	.645
Hixon, Springfield ....	40	316		1170	289	143	151	135	39	5	2	23	13	..	6	2	.639
Betts, Terre Haute...	11	69	1-3	244	62	31	28	26	4	1	..	5	3	..	4	2	.625
Young, Fort Wayne...	45	337		1208	308	128	133	81	14	4	..	20	16	..	8	7	.556
Bowman, Gr. Rapids..	34	234	1-3	847	198	92	130	93	7	5	..	15	12	..	5	4	.556
Hardin, Evansville ...	11	82		294	68	31	59	24	1	..	..	5	4	..	1	1	.556
Rowan, Dayton .....	35	296	2-3	1087	267	127	205	75	4	6	..	17	14	1	2	1	.548
Wetzel, Springfield ...	35	300		1072	243	123	180	109	9	9	1	18	15	1	2	2	.545
Stremmell, Dayton ...	19	158	1-3	593	158	73	77	29	5	5	..	10	9	..	..	1	.526
Fittery, Evansville ...	34	236	2-3	805	221	112	187	74	25	7	..	13	12	..	2	8	.520
Gilbert, Terre Haute.	45	307	1-3	1102	248	126	204	111	14	10	..	19	18	..	4	13	.514
Loudermilk, Ft. W....	45	301	2-3	1141	303	140	142	41	12	3	..	20	19	..	10	6	.513
Orth, Fort Wayne.....	10	77	2-3	296	77	51	30	27	4	3	..	4	4	..	1	1	.500
Trautman, Springfield.	7	59		233	74	30	22	13	2	1	..	3	3	..	1	..	.500
Bruck, Terre Haute...	8	39	2-3	148	42	23	19	17	1	..	..	2	2	1	..	4	.500
Sloan, Evansville .....	19	144		572	162	90	89	26	5	4	..	9	10	..	2	3	.474
Ainsworth, Ft. Wayne	14	120	2-3	457	128	70	54	29	3	1	..	5	6	1	..	2	.455
Webb, Dayton .....	23	193		713	191	79	102	49	7	2	..	9	11	..	1	3	.450
Alberts, Terre Haute..	11	79		304	98	54	25	24	1	1	..	4	5	..	1	3	.444
Johnson, Springfield ..	18	144	2-3	519	128	73	55	63	15	5	1	7	9	..	3	..	.437
Turner, Evansville ....	16	102	1-3	355	94	56	48	69	5	1	1	6	8	..	6	3	.429
W. Smith, Evansville.	12	74		294	99	66	36	28	4	2	1	3	4	1	4	3	.429
Goldrick, Ft. Wayne..	9	54	1-3	215	75	43	27	20	3	4	..	2	3	..	2	5	.400
Furchner, Evans.-G.R.	13	87		341	110	57	38	42	5	..	..	4	6	..	5	..	.400
Calbert, Terre Haute..	9	41		170	59	35	13	22	2	3	..	2	3	..	5	4	.400
Duffy, Springfield .....	34	246	1-3	967	286	147	77	68	11	3	..	11	18	..	4	9	.378
Cantwell, Terre Haute	39	291		1094	302	154	154	92	13	5	..	12	20	..	10	5	.375
Compton, Dayton .....	16	105	1-3	400	112	59	67	33	3	1	..	6	10	..	1	4	.375
Williams, Evansville..	9	62	2-3	245	71	41	50	25	2	4	1	2	4	..	3	1	.333
Madden, Terre Haute.	38	261	2-3	960	256	175	143	153	24	11	..	9	19	..	15	3	.321
Fromholtz, Day.-Eva..	31	222	1-3	844	221	129	121	72	7	6	..	7	18	..	7	4	.280
Schultz, Day.-T.H. ....	8	44		173	54	37	14	12	6	1	..	1	4	..	4	2	.200
Merchant, Evans.-Spr..	22	154	1-3	587	180	122	71	83	11	8	..	3	13	..	5	3	.187
Barker, Evansville ....	8	40	2-3	145	41	27	16	30	5	..	..	1	5	..	1	2	.167

Central League—Spaid of Evansville struck out twelve Springfield men, July 31.

Central League—Pfeffer of Grand Rapids struck out twelve Fort Wayne men, August 10.

Central League—From June 9 to 10, Grand Rapids and Evansville played four full games, and for thirty-two consecutive innings Evansville was unable to score.

# Northwestern League



Vancouver, which finished third in the championship race of 1912, deposed Seattle in 1913 as the leader of the Northwestern League, the well conducted organization of which Fielder A. Jones is at the head. Portland advanced from fourth place to second, while Seattle had to be content with third place. Spokane, the runner-up in 1912, landed in the "cellar."

### CHAMPIONSHIP WINNERS IN PREVIOUS YEARS.

1901—Portland*	.675
1902—Butte*	.608
1903—Butte*	.609
1904—Boise	.625
1905—Everett	.618
1906—Tacoma	.600
1907—Aberdeen	.625
1908—Vancouver	.578
1909—Seattle	.653
1910—Spokane	.596
1911—Vancouver	.628
1912—Seattle	.600

\* League called Pacific-Northwest.

### STANDING OF CLUBS AT CLOSE OF SEASON.

Club.	Van.	Port.	Seatt.	Vic.	Tac.	Spokane	Won.	Lost.	P.C.
Vancouver	..	17	21	23	19	19	99	66	.600
Portland	14	..	19	14	18	21	86	73	.541
Seattle	12	19	..	14	20	24	89	78	.523
Victoria	9	14	14	..	23	21	81	90	.474
Tacoma	16	11	13	23	..	12	75	96	.439
Spokane	15	12	11	16	16	..	70	97	.419

### INDIVIDUAL BATTING.

Compiled by J. Newton Oliver, Official Statistician.

Name and Club.	G.	AB.	R.	H.	2B.	3B.	HR.	SH.	SB.	BB.	P.C.
Mays, Portland	44	118	13	43	5	1	2	1	5	1	.364
Meek, Victoria	144	472	85	169	32	5	17	8	8	79	.358
McCorry, Spokane	19	46	8	16	..	2	..	3	4	1	.348
Martini, Seattle	27	90	9	27	3	..	..	..	4	7	.338
Swain, Victoria	141	499	112	164	42	6	34	5	23	83	.329
Kippert, Vancouver	164	622	97	202	41	10	5	14	43	51	.325
Gipe, Seattle	59	123	5	38	4	..	3	2	3	1	.309
Heilman, Portland	122	417	55	127	26	2	11	19	12	21	.305
Strait, Seattle	133	447	81	133	18	5	21	19	30	61	.299
McCarl, Spokane	104	509	50	152	17	10	..	19	12	22	.298
Speas, Portland	54	200	29	59	7	2	2	13	7	10	.295
Yohe, Spokane	153	558	64	162	18	7	..	16	19	27	.290
Eastley, Portland	43	93	15	27	10	..	4	3	..	12	.290
Powell, Spokane	88	301	42	87	22	5	1	10	14	17	.289
Brinker, Vancouver	128	472	68	136	23	4	3	3	12	26	.288
Brooks, Victoria	64	236	30	68	12	3	2	7	4	14	.288
James, Seattle	69	250	22	72	8	5	2	9	7	18	.288
Neighbors, Tacoma	152	557	65	160	19	10	4	7	29	55	.287

INDIVIDUAL BATTING—(Continued).

Name and Club.	G.	AB.	R.	H.	2B.	3B.	HR.	SH.	SB.	BB.	PC.
Hannah, Spokane	90	307	23	88	15	1	..	9	4	26	.287
Schulz, Victoria	23	49	7	14	..	..	2	..	..	1	.286
Frisk, Vancouver	168	609	86	173	29	5	7	15	7	58	.284
Lynch, Spokane-Victoria	165	607	77	172	28	8	12	26	14	26	.283
Pappa, Spokane	127	439	54	124	18	4	1	12	10	29	.282
West, Tacoma	32	117	15	33	10	2	..	..	2	12	.282
Wagner, Spokane	127	453	63	125	23	14	5	6	16	35	.278
Johnson, Spokane	30	109	8	30	5	1	1	1	2	5	.275
Netzel, Tacoma-Portland	20	70	10	19	3	1	2	1	..	5	.271
Mahoney, Portland	130	473	55	128	17	4	12	17	15	23	.270
Scharnweber, Vancouver	167	596	70	161	42	8	4	23	21	81	.270
McIvor, Seattle	37	78	8	21	2	1	2	2	1	2	.269
Delmas, Victoria	143	516	57	140	26	7	7	8	6	35	.269
Callahan, Portland	82	179	18	48	7	2	2	5	5	13	.268
Melchoir, Portland	154	572	71	153	17	2	4	12	23	44	.268
Bennett, Vancouver	157	605	92	160	17	9	6	23	23	67	.264
Guigni, Portland	136	480	55	127	14	3	2	2	13	32	.264
Alberts, Victoria	137	480	73	126	26	6	17	15	8	48	.263
Fries, Tacoma	152	614	80	161	16	9	5	12	23	40	.263
Keller, Tacoma	166	582	74	153	24	3	2	12	34	47	.263
Rawlings, Victoria	172	675	107	177	30	6	1	38	36	62	.262
W. Harris, Portland-Tacoma	102	331	30	86	10	4	..	11	6	11	.260
Cadman, Seattle	140	467	62	131	27	3	5	14	8	50	.259
Walsh, Vancouver	144	544	67	142	30	11	14	15	30	23	.259
Kelley, Tacoma	14	31	2	8	1	..	1	1	2	1	.258
Killilay, Seattle	160	569	78	146	19	3	16	13	20	33	.257
Shaw, Seattle	141	533	69	137	16	4	2	7	22	55	.257
Mohler, Portland	152	536	61	138	28	2	2	33	16	36	.257
MacMurdo, Vancouver-Tacoma	120	387	37	99	17	3	5	8	9	24	.256
Konnick, Vancouver	127	448	66	114	29	5	9	9	22	17	.254
Lamb, Seattle	162	509	50	129	24	4	4	6	11	30	.253
Jackson, Seattle	162	568	74	143	21	4	8	27	47	54	.252
Fitzgerald, Portland-Spokane	47	167	25	42	3	6	1	6	13	32	.251
P. Morse, Spokane	25	722	9	18	5	2	..	2	1	7	.250
Nil, Seattle	147	520	67	129	21	2	8	23	23	45	.248
Brown, Seattle	76	162	15	40	7	1	1	5	2	6	.247
Million, Spokane-Tacoma	160	607	64	150	10	10	2	17	22	38	.247
Williams, Portland	92	293	30	72	12	3	3	9	9	19	.246
Belford, Tacoma	47	57	5	14	..	..	1	3	..	2	.246
Fitzsimmons, Spokane	92	326	38	80	13	3	2	11	3	19	.245
Wally, Seattle	56	160	15	39	6	..	1	4	1	4	.244
Bancroft, Portland	133	483	79	118	19	9	2	18	37	57	.244
Shea, Victoria	131	436	36	106	17	4	8	15	6	18	.243
Nordyke, Tacoma-Victoria	49	153	22	37	2	2	3	5	2	15	.242
Kennedy, Tacoma	36	124	9	30	3	1	..	2	8	9	.242
W. Wilson, Seattle	106	370	36	89	9	2	..	17	7	25	.241
Barham, Victoria	12	29	1	7	1	..	..	..	..	..	.241
Holderman, Tacoma-Seattle	92	275	33	66	7	3	..	7	11	19	.240
Fullerton, Seattle	90	253	24	60	7	3	1	4	8	10	.238
McMullin, Tacoma	172	631	60	149	24	9	3	19	23	46	.236
Altman, Spokane	102	272	46	64	8	4	2	17	24	29	.235
Harbison, Spokane-Tacoma	71	234	37	55	10	4	1	8	14	24	.235
Hall, Vancouver	50	150	19	34	5	4	2	2	1	4	.233
Doty, Vancouver	27	43	7	10	2	..	..	..	2	2	.233
Lanhan, Tacoma	20	39	3	9	2	..	..	1	..	..	.231
Wuffli, Spokane	95	405	41	92	17	3	4	4	10	12	.227
Heister, Vancouver	155	578	83	131	18	2	1	16	31	47	.227
H. Harris, Tacoma	37	93	10	21	..	1	..	5	8	6	.226
Ostdick, Spokane	21	53	6	12	..	..	..	..	4	6	.226
Crum, Victoria	142	542	68	121	27	6	3	6	26	36	.223
Douglass, Spokane	26	63	3	14	..	1	..	2	..	1	.222
Hensling, Tacoma	53	203	39	45	9	5	2	3	12	9	.222
Kurfuss, Tacoma	89	213	19	47	8	1	..	2	2	11	.221
Murray, Portland	75	219	21	48	3	2	1	9	2	25	.220
Dell, Seattle	43	114	7	25	2	..	1	3	..	1	.219
Brottem, Victoria	44	124	12	27	..	..	1	..	..	6	.218

INDIVIDUAL BATTING—(Continued).

Name and Club.	G.	AB.	R.	H.	2B.	3B.	HR.	SH.	SB.	BB.	PC.
Auer, Spokane	39	126	9	27	4	..	..	2	..	2	.214
Lewis, Vancouver	82	229	26	49	6	2	..	4	3	11	.214
Salsberg, Tacoma	12	33	3	7	..	..	1	1	1	1	.212
Ingersoll, Vancouver	42	109	13	23	3	1	1	2	1	3	.211
Felts, Spokane-Tacoma-Victoria..	51	220	12	46	3	1	..	2	5	14	.209
Fitzgerald, Victoria	26	63	6	13	1	2	2	1	..	..	.206
Burrell, Tacoma-Victoria	34	92	11	19	3	1	..	2	2	7	.206
Narveson, Victoria	49	132	13	27	1	1	2	1	1	8	.205
Grindell, Tacoma-Spokane-Vanc..	88	244	19	50	5	..	..	7	4	6	.205
Clerk, Vancouver	34	83	9	19	6	..	..	6	..	4	.205
Chase, Spokane	22	85	8	17	1	..	..	..	1	7	.200
Madden, Victoria	37	182	35	36	4	2	..	5	5	30	.198
Risberg, Spokane	25	52	3	10	..	2	..	..	1	..	.192
Raymond, Seattle	158	532	47	102	16	1	..	16	23	45	.192
Coltrin, Portland	140	466	40	89	15	2	2	13	7	38	.191
Peters, Spokane	12	22	1	4	..	..	..	4	..	2	.182
Hynes, Portland	28	55	6	10	2	..	..	2	..	..	.182
Girot, Tacoma	51	79	9	14	1	1	1	2	1	7	.177
McGinnity, Tacoma	70	153	12	27	5	..	1	5	..	5	.176
Weed, Victoria	17	68	6	12	3	..	1	3	1	1	.176
Coulson, Spokane	16	57	3	10	3	..	..	2	1	1	.175
Kantlehner, Victoria	49	226	10	22	3	1	1	2	..	6	.173
Smith, Spokane	40	133	16	23	5	1	5	2	2	2	.173
Conroy, Portland	11	35	3	6	1	..	..	1	1	..	.171
H. Morse, Victoria	11	36	1	6	..	..	..	..	2	3	.167
Crisp, Tacoma	22	60	2	10	2	..	..	1	1	2	.167
Stadille, Tacoma	28	100	15	16	5	..	..	2	5	15	.160
Toner, Spokane-Victoria	35	92	9	14	4	1	..	2	1	2	.152
Kaufman, Tacoma	50	106	9	16	..	2	..	1	2	4	.151
Fitchner, Victoria	15	40	2	2	6	1	..	..	..	..	.150
Stanley, Portland	26	77	2	11	2	..	..	1	1	5	.143
Martinoni, Portland	36	66	5	9	2	..	1	6	..	1	.136
Schmutz, Vancouver	34	71	3	10	..	..	1	4	..	4	.135
Coveleskie, Spokane	49	114	10	15	6	2	1	2	5	7	.131
K. Wilson, Vancouver	15	48	3	6	..	..	..	2	..	1	.125
Reardon, Seattle	13	34	..	3	1	..	..	..	..	..	.125
King, Portland	25	64	4	7	..	1	..	1	..	1	.109
Kraft, Spokane-Tacoma	37	77	5	8	1	..	..	..	1	6	.104
Schneider, Seattle	12	14	..	1	..	..	..	..	..	..	.071
Cadreau, Spokane-Vancouver	42	77	3	6	..	..	..	2	1	4	.078
Meikle, Seattle	23	58	6	4	1	..	..	5	..	2	.069
Kelly, Seattle	18	44	1	3	1	..	..	2	..	..	.068
Concannon, Tacoma	13	20	1	..	..	..	..	..	..	..	.000

INDIVIDUAL FIELDING.

FIRST BASEMEN.

Name and Club.	G.	PO.	A.	E.	PC.	Name and Club.	G.	PO.	A.	E.	PC.
Chase, Spokane	22	205	11	1	.996	West, Tacoma	32	334	19	7	.981
Williams, Portland	20	173	8	1	.994	Harbison, Tacoma	22	183	9	4	.979
Nordyke, Victoria	49	419	33	5	.989	Heilman, Portland	76	673	63	18	.976
McCarl, Spokane	104	1262	67	18	.987	Speas, Portland	34	361	11	5	.974
Walsh, Vancouver	139	1384	55	17	.987	Peters, Portland	35	320	26	10	.973
Brooks, Victoria	61	535	19	7	.987	Meek, Victoria	124	981	61	31	.972
Jackson, Seattle	162	1595	66	26	.985	Johnson, Spokane	17	142	11	5	.967
Holderman, Ta.-Se.	71	675	32	13	.981	McMurdo, Vancouver	49	431	23	16	.966

SECOND BASEMEN.

Wuffli, Spokane	76	186	253	12	.973	Giugni, Portland	20	38	72	7	.942
Harbison, Tacoma	18	53	49	4	.962	Mohler, Portland	152	354	411	49	.942
Keller, Tacoma	166	447	514	46	.952	Morse, Spokane	10	29	18	3	.940
Bennett, Vancouver	157	330	478	41	.951	Delmas, Victoria	27	68	91	12	.929
Nil, Seattle	147	307	414	36	.951	Konnick, Vancouver	11	24	25	5	.908
Wagner, Spokane	70	184	211	20	.951	Swain, Victoria	30	79	98	18	.907
Rawlings, Victoria	115	300	352	38	.947	Brown, Seattle	20	45	57	13	.883

INDIVIDUAL FIELDING—(Continued).

THIRD BASEMEN.

Name and Club.	G.	P.O.	A.	E.	P.C.	Name and Club.	G.	P.O.	A.	E.	P.C.
Bancroft, Portland..	20	42	58	1	.990	Coltrin, Portland....	18	165	214	32	.922
Konnick, Vancouver.	18	10	31	2	.953	James, Seattle.....	69	83	154	20	.922
Burrell, Victoria....	13	16	24	2	.952	Yohe, Spokane.....	153	182	272	41	.916
Giugni, Portland....	19	29	42	5	.933	Heister, Vancouver..	104	128	219	32	.915
Wuffli, Spokane.....	10	7	21	2	.933	Shaw, Seattle.....	84	114	202	31	.911
Lamb, Victoria.....	138	153	242	29	.930	Alberts, Victoria....	36	44	80	17	.880
McMullin, Tacoma..	170	172	367	42	.926	McMurdo, Vancouver	25	40	45	15	.850

SHORTSTOPS.

Delmas, Victoria....	104	225	295	28	.948	Fitzsimmons, Spok..	92	162	270	38	.920
Raymond, Seattle...	158	279	565	48	.946	Harbison, Tacoma...	29	59	89	15	.908
Coltrin, Portland....	22	50	71	7	.945	Altman, Spokane....	40	68	119	22	.896
Bancroft, Portland..	113	283	360	45	.934	Brown, Seattle.....	12	19	44	8	.885
Rawlings, Victoria..	68	154	197	25	.933	Hensling, Tacoma...	53	96	132	37	.860
Scharney, Vancouver	167	358	564	74	.924	Salsberg, Tacoma...	12	7	28	7	.833

OUTFIELDERS.

Holderman, Seattle.	13	15	5	..	1000	Felts, Vic.-Spo.-Tac.	51	104	7	4	.962
Swain, Victoria.....	111	167	13	1	.994	Killilay, Seattle....	158	316	29	14	.961
Fullerton, Seattle...	39	72	10	1	.987	Fries, Tacoma.....	152	326	18	14	.960
Heister, Vancouver..	20	57	3	1	.983	Powell, Spokane....	98	127	4	6	.958
McMurdo, Vancouver	33	58	6	1	.983	Madden, Victoria...	47	94	8	5	.952
Mahoney, Portland..	124	256	15	5	.982	Fitzgerald, Port.-Sp.	47	73	5	4	.951
Crum, Victoria.....	142	278	21	7	.978	Stadille, Tacoma....	28	53	3	3	.949
Giugni, Portland....	40	74	8	2	.977	Frisk, Vancouver....	168	202	20	12	.949
Alberts, Victoria....	96	116	15	3	.977	Netzel, Tac.-Port...	10	16	2	1	.948
Heilman, Portland..	41	75	4	2	.975	Martini, Seattle....	27	34	1	2	.948
Kippert, Vancouver.	164	376	20	10	.975	H. Morse, Victoria..	11	17	1	1	.948
Strait, Seattle.....	130	218	13	7	.973	Million, Tacoma....	160	293	31	19	.947
Brinker, Vancouver.	118	230	15	8	.969	Wilson, Seattle.....	102	137	20	10	.946
Melchoir, Portland..	154	260	19	10	.966	Wagner, Spokane...	40	43	6	3	.942
Lynch, Vic.-Spo....	165	285	24	11	.966	Pappa, Spokane.....	127	156	15	15	.933
Neighbors, Tacoma..	152	239	21	10	.963	Harris, Tacoma.....	21	40	2	4	.911
Kennedy, Tacoma...	36	75	3	3	.962						

PITCHERS.

McCorry, Spokane... 12	2	22	3	1000	Kraft, Spokane..... 37	9	68	4	.951
Peters, Spokane.... 12	1	23	..	1000	Eastley, Portland... 40	11	46	3	.950
Doty, Vancouver.... 23	4	16	..	1000	Concannon, Ta.-Van. 13	..	19	1	.950
Kurfess, Tacoma.... 27	12	56	1	.986	Smith, Spokane..... 47	12	92	6	.949
Narveson, Victoria.. 49	10	102	2	.983	Cadreau, Vancouver. 42	7	73	6	.930
Fitzgerald, Victoria 25	4	54	1	.983	Mays, Portland..... 33	10	70	6	.929
Kaufman, Tacoma.. 50	19	83	2	.981	McIvor, Seattle..... 29	7	33	3	.929
Hall, Vancouver.... 34	12	89	2	.981	Martinoni, Portland. 36	7	44	4	.927
McGinnity, Tacoma. 68	21	106	3	.978	Douglass, Spokane.. 26	7	56	5	.927
Schmutz, Vancouver 34	7	73	2	.976	Belford, Tacoma.... 46	7	42	4	.924
Meikle, Seattle..... 23	5	39	1	.976	Stanley, Portland... 26	5	39	4	.916
Fullerton, Seattle... 28	15	98	3	.974	Clark, Vancouver.... 34	2	64	6	.916
Girot, Tacoma..... 51	10	57	2	.973	Nilson, Vancouver.. 15	5	27	2	.916
Reardon, Seattle.... 13	5	25	1	.967	Kantlehner, Victoria 49	12	71	8	.911
Schultz, Vancouver.. 12	2	26	1	.965	Gipe, Seattle..... 32	2	50	5	.911
Coveleskie, Spokane. 48	13	71	3	.965	Callahan, Portland.. 30	13	52	7	.906
Hynes, Portland.... 28	6	48	2	.964	Dell, Seattle..... 43	13	66	8	.906
Kelly, Seattle..... 8	3	21	1	.960	Toner, Spo.-Vic.... 35	1	68	3	.894
Ingersoll, Vancouver 42	4	60	3	.953	Risberg, Spokane.... 11	1	12	2	.889
Fitchner, Victoria... 16	6	24	4	.951	Boatman, Victoria.. 10	3	10	3	.812
Barham, Victoria.... 42	1	19	1	.951					

CATCHERS.

Meek, Victoria..... 20	89	24	1	.991	Bratten, Victoria... 30	188	27	3	.982
Williams, Portland.. 67	360	71	6	.986	Grindel, Tac.-Vic... 88	361	117	11	.977
Lewis, Vancouver... 80	316	71	6	.986	Harris, Tacoma..... 102	455	106	15	.974
Cadman, Seattle..... 132	775	161	14	.985	Auer, Spokane..... 39	133	45	6	.974
Ostdiek, Spokane.... 20	100	23	2	.984	Altman, Spokane.... 25	140	48	5	.973
Shea, Victoria..... 131	736	175	15	.984	Hannah, Spokane.... 90	529	104	18	.972

INDIVIDUAL FIELDING—CATCHERS—(Continued).

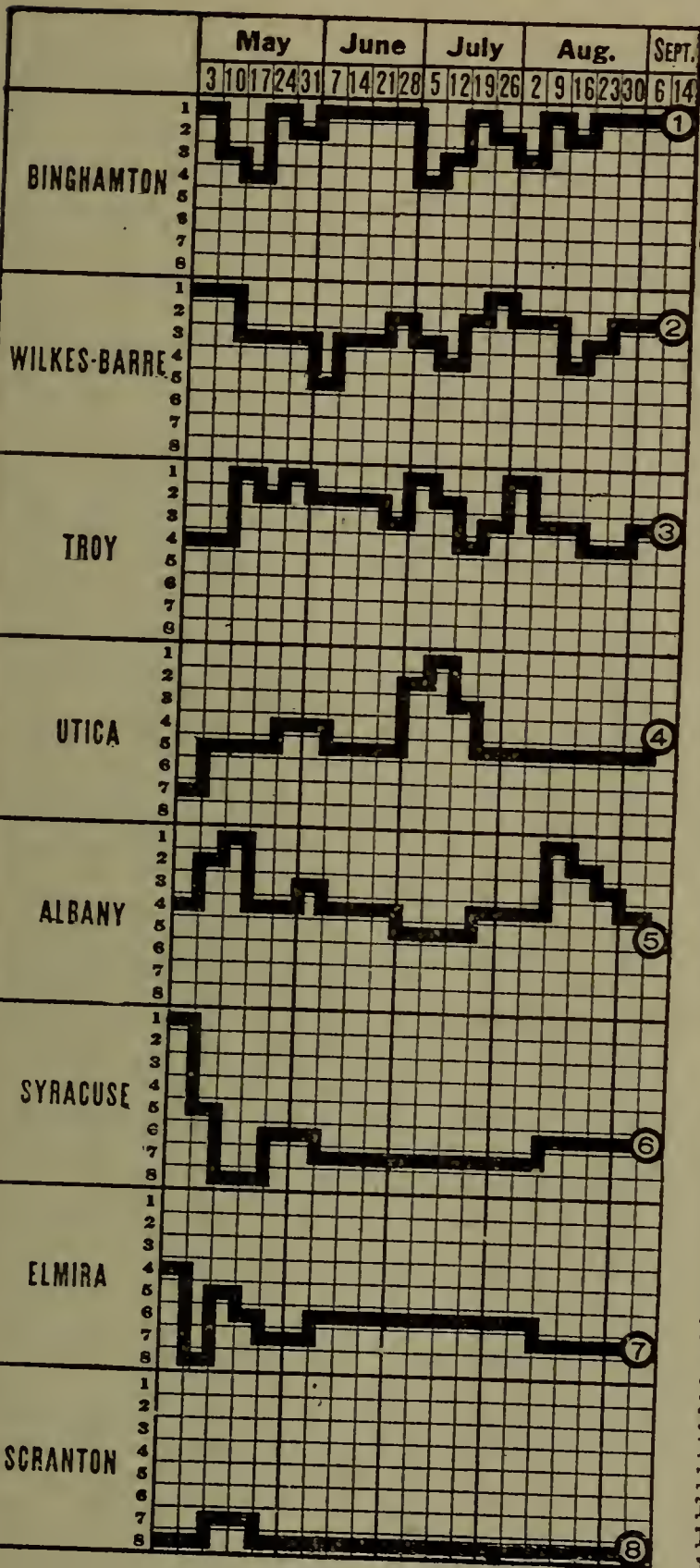
Name and Club.	G.	PO.	A.	E.	PC.	Name and Club.	G.	PO.	A.	E.	PC.
Murray, Portland...	75	327	88	13	.970	Wally, Seattle.....	44	207	47	10	.962
King, Portland.....	25	103	27	4	.970	Crisp, Tacoma.....	15	46	18	4	.944
Konnick, Vancouver	98	541	143	23	.967						

PITCHERS' RECORDS.

Name and Club.	G.	IP.	Opp.				SO.	BB.	WP.	HB.	W.	L.	PC.
			AB.	R.	H.	PC.							
Codd, Portland.....	6	45	163	22	46	.270	11	15	2	2	3	..	1.000
Conway, Spokane.....	3	13	47	5	10	.213	7	7	..	..	1	..	1.000
Maloney, Seattle.....	1	5	19	4	6	.316	2	2	..	..	1	..	1.000
Reardon, Seattle.....	13	74	278	25	69	.248	35	16	..	4	3	1	.750
Barham, Victoria.....	12	82	297	49	75	.252	61	51	8	6	7	3	.700
Stanley, Portland.....	26	211	768	72	180	.234	142	81	3	4	16	7	.696
Hall, Vancouver.....	34	300	1065	99	225	.211	146	88	15	12	22	10	.688
McCorey, Spokane.....	12	102	372	33	93	.250	58	26	1	2	8	4	.667
Clark, Vancouver.....	34	231	852	83	215	.252	105	65	2	14	17	9	.654
Gipe, Seattle.....	32	249	908	89	208	.229	136	91	9	8	18	..	.643
Schmutz, Vancouver...	34	240	865	62	173	.200	165	30	8	6	16	10	.615
Hynes, Portland.....	28	160	600	63	143	.238	61	51	4	9	11	7	.611
Eastley, Portland.....	31	215	827	86	216	.261	88	42	4	6	15	10	.600
McCreery, Vancouver..	9	48	194	28	57	.293	24	8	1	..	3	2	.600
Meikle, Seattle.....	23	182	690	65	181	.262	109	43	3	7	13	9	.591
Kantlehner, Victoria..	49	337	1289	151	329	.255	253	96	5	13	23	16	.589
Decannierre, Van.....	7	52	191	22	49	.251	25	29	3	1	4	3	.571
Martinoni, Portland...	36	203	730	86	167	.229	91	61	9	10	13	10	.565
Kelly, Seattle.....	18	131	496	44	124	.250	76	34	1	5	9	7	.562
Ingersoll, Vancouver..	42	282	1018	104	235	.238	168	96	15	8	19	15	.559
Narveson, Victoria....	49	325	1201	148	314	.261	179	90	10	23	21	17	.553
Callahan, Portland....	30	202	736	69	167	.227	119	42	5	6	13	11	.542
McGinnity, Tacoma...	68	436	1846	177	418	.226	154	66	4	17	22	19	.537
Smith, Vic.-Spo.....	47	295	1130	138	290	.257	125	57	3	12	17	15	.531
Fullerton, Seattle.....	28	288	1058	124	242	.229	170	91	10	22	16	15	.516
Dell, Seattle.....	43	313	1157	144	258	.223	231	116	19	9	20	19	.513
Douglass, Spokane....	26	173	603	56	136	.226	167	61	5	5	10	10	.500
Brown, Victoria.....	4	18	80	18	30	.375	10	8	1	3	2	2	.500
Gilot, Tacoma.....	51	212	799	83	186	.233	87	51	2	11	13	13	.500
Cadreau, Spo.-Van....	42	259	965	113	248	.257	115	89	11	13	15	15	.500
Wilson, Vic.-Van.....	15	127	487	63	141	.289	54	39	2	5	6	6	.500
Doty, Vancouver.....	23	40	157	26	47	.299	23	14	2	5	1	1	.500
Harstad, Vancouver...	6	18	72	10	20	.274	11	3	..	3	1	1	.500
Garrett, Portland.....	2	5	19	1	4	.211	2	3	..	1	1	1	.500
Dawson, Vancouver...	4	24	91	12	24	.264	5	4	..	1	1	1	.500
Coveleskie, Spokane...	48	316	1170	140	300	.257	197	95	4	6	17	20	.459
Kaufman, Tacoma.....	50	320	1212	138	321	.265	118	46	4	10	14	17	.452
Toner, Spo.-Vic.-Seat.	35	229	873	127	241	.276	115	95	11	8	12	15	.444
Mays, Portland.....	33	250	904	92	202	.223	159	54	2	10	10	15	.400
Kraft, Spo.-Tac.....	37	211	842	107	207	.246	98	55	2	17	11	17	.393
McIvor, Seattle.....	29	191	727	108	198	.274	82	61	8	10	9	14	.391
Boice, Tacoma.....	22	64	226	45	88	.335	23	38	3	9	7	11	.389
Peters, Spokane.....	12	66	246	35	66	.268	36	29	2	3	3	5	.375
Kurfess, Tacoma.....	27	146	536	62	126	.235	78	42	11	10	6	12	.333
Metler, Spokane.....	8	37	146	24	35	.239	17	13	1	2	1	2	.333
Mahoney, Portland....	7	39	145	19	37	.255	13	11	1	..	1	2	.333
Fitzgerald, Victoria...	25	151	544	95	161	.296	42	49	2	7	5	11	.312
Concannon, Tac.-Van..	13	71	271	40	73	.269	32	25	1	1	3	7	.300
Schulz, Vancouver.....	12	81	228	43	63	.219	52	36	4	7	3	7	.300
Belford, Tacoma.....	46	182	678	97	152	.224	98	72	8	3	5	12	.294
Fitchner, Vic.-Port....	15	125	452	59	125	.265	66	48	4	11	4	10	.286
Boatman, Victoria....	10	54	197	29	47	.238	28	34	..	..	2	5	.286
Hardin, Vic.-Spo.....	13	79	296	53	80	.270	35	34	1	4	2	6	.250
Risberg, Spokane.....	11	42	167	41	52	.312	27	25	..	5	1	3	.250
Carson, Portland.....	5	29	107	17	34	.313	12	8	2	..	1	3	.250

This list includes every pitcher that won one or more games in the Northwestern League in 1913. The following who did not win one game were charged with so many losses: Peterson, Seattle, 1; Olmstead, Spokane, 2; Criger, Tacoma, 2; Schneider, Seattle, 2; Gordon, Spokane, 2; Agnew, Portland, 2; Alberts, Victoria, 3.

# New York State League



In a season almost a duplicate of the sensational one of 1912, in which Utica won the pennant, and Wilkes-Barre scored twenty-three straight victories. Binghamton, for the first time, won the New York State League championship, advancing from last place in 1912. Only thirteen points separated the winner from Wilkes-Barre, the runner-up of the previous year, but the new champion played consistently, and its record included a run of fifteen straight victories. Troy was third, one place higher than in 1912, while Utica finished fourth. Albany finished fifth as against sixth the previous year, Syracuse improved its position a little, but Elmira dropped from third to seventh place. Under the wise guidance of President John H. Farrell the season was successful, notwithstanding the opposition shown to Sunday ball during a part of July and August. A few Sunday games were called off, but the schedule as a whole was played out.

## CHAMPIONSHIP WINNERS IN PREVIOUS YEARS.

1897—Canandaigua .....	.602
1898—Canandaigua .....	.618
1899—Rome .....	.794
1900—Utica .....	.633
1901—Albany .....	.626
1902—Albany .....	.638
1903—Schenectady .....	.606
1904—Syracuse .....	.674
1905—A., J. & G. Club.....	.590
1906—Scranton .....	.631
1907—Albany .....	.612
1908—Scranton .....	.622
1909—Wilkes-Barre .....	.624
1910—Wilkes-Barre .....	.616
1911—Wilkes-Barre .....	.573
1912—Utica .....	.590

## STANDING OF CLUBS AT CLOSE OF SEASON.

Club.	Won.	Lost.	PC.	Club.	Won.	Lost.	PC.
Binghamton .....	84	53	.613	Albany .....	72	67	.518
Wilkes-Barre .....	84	56	.600	Syracuse .....	61	78	.439
Troy .....	76	61	.555	Elmira .....	56	85	.397
Utica .....	74	65	.532	Scranton .....	49	91	.350

## INDIVIDUAL BATTING.

Name and Club.	G.	AB.	R.	H.	TB.	SH.	SB.	SO.	BB.	PC.
Coles, Elmira .....	114	457	62	163	232	9	25	36	6	.556
Donnelly, Scranton .....	20	57	5	20	21	..	..	6	..	.351
John Kelly, Scranton.....	30	105	18	36	43	3	4	11	17	.343
White, Syracuse .....	24	95	10	31	37	..	2	7	7	.326
McCarthy, Wilkes-Barre .....	132	505	87	164	233	27	13	33	37	.325
Johnson, Binghamton .....	136	452	90	146	205	21	38	61	80	.323
Leary, Utica .....	142	563	72	181	235	6	35	40	11	.321
Lumley, Troy-Scranton .....	83	278	39	89	119	6	14	38	39	.320
Savage, Utica .....	134	502	80	160	188	19	27	29	71	.319
Anderson, Wilkes-Barre .....	125	468	92	149	172	14	28	55	55	.318
Hoffman, Wilkes-Barre .....	127	459	84	145	204	17	32	75	57	.316
Kay, Albany .....	134	472	67	149	213	7	27	31	49	.316
Hartley, Troy .....	128	485	52	153	206	9	26	24	24	.315
Hunter, Elmira .....	122	429	65	132	177	10	18	46	77	.308
Whitney, Binghamton .....	78	275	35	84	111	12	9	34	20	.305
McCarthy, Troy .....	111	415	61	126	176	14	18	53	13	.304
Meyers, Wilkes-Barre .....	27	93	11	28	35	1	1	7	5	.301
Cranston, Troy .....	132	504	79	151	217	9	15	37	38	.300
Sisson, Elmira .....	110	406	75	122	151	14	25	39	49	.300
O. Wagner, Troy .....	138	495	61	147	213	12	27	75	29	.297
Deal, Wilkes-Barre .....	136	457	69	135	176	22	16	47	48	.295
Slattery, Syracuse .....	139	512	55	151	199	5	16	57	38	.295
Goulait, Wilkes-Barre .....	15	41	6	12	20	3	..	1	1	.293
O'Neill, Utica .....	134	455	73	133	189	17	20	51	46	.292
Miller, Albany .....	139	517	71	150	187	12	21	31	43	.290
Glennon, Troy-Syracuse .....	135	479	64	138	194	19	15	55	21	.288
Friel, Albany .....	48	133	14	38	49	6	..	26	9	.286
Mowe, Troy .....	124	462	81	132	156	19	40	30	49	.286
Gaskell, Troy-Scranton .....	27	67	6	19	24	10	..	11	12	.284
Quinlan, Scranton .....	130	515	71	146	179	16	28	32	24	.283
Barry, Troy .....	86	292	33	82	98	3	9	27	18	.281
Kaufman, Elmira .....	140	522	71	145	212	14	17	98	34	.278
Kennedy, Scranton .....	54	198	32	55	66	2	15	23	15	.278
Mullen, Utica .....	136	521	58	145	187	24	22	55	31	.278
Henline, Wilkes-Barre .....	137	531	82	147	171	25	36	48	38	.277
McChesney, Binghamton .....	138	481	71	133	180	26	22	46	44	.277
Murphy, Utica .....	69	225	27	62	79	6	5	23	11	.276
Smith, Scranton .....	61	222	31	61	67	..	13	26	24	.275
Barrett, Syracuse .....	21	62	5	17	24	2	1	10	5	.274
Riley, Syracuse .....	109	407	58	111	152	11	15	28	25	.273
Fullerton, Binghamton-Wilkes-Barre	114	386	45	105	130	38	12	28	26	.272
Ritter, Elmira .....	116	346	52	94	116	6	15	34	40	.272
Curtis, Binghamton .....	133	490	81	133	171	23	23	51	57	.271
Goode, Syracuse .....	131	502	65	136	172	14	23	39	55	.271
Loudenslager, Elmira .....	140	549	54	149	188	16	16	39	26	.271
Corbin, Scranton .....	16	52	10	14	11	3	2	4	4	.269
Crossin, Binghamton .....	62	175	11	47	58	9	6	9	6	.269
Duffy, Albany .....	132	526	68	141	170	16	20	34	49	.268
Brennan, Syracuse .....	30	71	1	19	24	6	1	16	4	.268
McDonough, Albany .....	109	347	31	93	116	11	11	34	23	.268
McNalley, Utica .....	136	503	56	135	155	35	20	44	24	.268
McCabe, Binghamton .....	34	106	9	28	32	9	5	3	7	.264
Reichle, Syracuse .....	136	518	60	136	193	10	26	37	24	.263
Wratten, Syracuse .....	139	504	63	132	167	34	24	40	46	.262
Upham, Binghamton .....	26	73	6	19	22	4	2	13	2	.260
Irving, Utica-Scranton-Wilkes-Barre	113	427	66	110	155	6	28	64	41	.258
Evans, Albany .....	141	565	68	145	196	23	38	85	25	.257
Herche, Binghamton .....	32	78	8	20	30	4	..	15	3	.256
Meyer, Albany-Elmira .....	136	482	54	123	159	18	29	52	46	.255
R. J. Kelly, Elmira.....	21	63	11	16	18	1	6	13	11	.254
Phelan, Utica .....	142	489	63	124	161	35	33	53	56	.254
Cunningham, Binghamton .....	85	282	35	71	88	9	19	56	33	.252
Pfeffer, Wilkes-Barre .....	135	461	88	116	137	22	33	47	58	.252
Brannan, Wilkes-Barre .....	108	360	47	90	121	15	19	28	27	.250
Egan, Albany .....	65	192	18	48	55	3	3	22	8	.250
Isaacs, Scranton .....	109	428	39	106	112	13	14	38	34	.248



## INDIVIDUAL BATTING—(Continued).

Name and Club.	G.	AB.	R.	H.	TB.	SH.	SB.	SO.	BB.	PC.
O'Rourke, Wilkes-Barre	87	302	36	75	99	7	13	53	20	.248
Crooke, Albany	141	533	54	131	174	24	11	61	31	.246
Brieger, Wilkes-Barre	101	343	38	84	118	17	17	42	44	.245
Peterson, Scranton	127	420	44	103	127	10	13	45	39	.245
Woods, Troy	68	233	18	57	65	11	4	16	9	.245
McMahon, Elmira	119	426	34	104	146	16	13	57	19	.244
Mathes, Syracuse	77	255	31	62	79	6	18	36	38	.243
Bell, Scranton	118	421	39	102	113	13	9	22	20	.242
Donahue, Scranton	34	124	10	30	44	7	..	17	2	.242
Clougher, Utica	67	201	22	48	59	11	2	21	18	.239
Hili, Utica-Scranton	111	376	46	90	112	19	8	35	27	.239
McMurray, Binghamton	103	332	35	79	88	9	19	20	22	.238
Jones, Scranton	53	178	31	42	51	8	4	26	40	.236
Dowd, Utica	33	94	10	22	24	6	..	11	4	.234
Nicholson, Wilkes-Barre	28	64	8	15	17	1	..	7	..	.234
Keyes, Elmira	26	73	6	17	19	5	5	5	7	.233
Calhoun, Binghamton	98	341	28	79	91	4	14	16	23	.232
Gidds, Troy	49	147	22	34	53	8	3	19	18	.231
Hartman, Albany-Binghamton	102	364	36	83	101	15	9	31	16	.228
Nagle, Elmira	31	92	11	21	26	3	..	21	4	.228
John P. Harkins, Scranton	81	238	19	54	60	6	3	26	16	.227
Scanlon, Syracuse	31	75	4	17	20	3	..	13	2	.227
Munch, Syracuse	65	217	12	49	56	3	7	20	4	.226
Batch, Binghamton	15	71	9	16	19	2	3	6	9	.225
McLeod, Albany	33	85	9	19	22	3	1	9	2	.224
Raftis, Elmira-Binghamton	98	490	35	110	148	16	11	31	23	.224
C. V. Sitton, Troy	33	94	12	21	27	2	..	27	7	.223
Catiz, Troy-Syracuse	129	488	50	107	144	34	14	57	33	.221
Payne, Syracuse	54	164	14	36	46	9	2	11	17	.220
Pipp, Scranton	50	173	17	38	52	3	7	25	26	.220
Partenheimer, Syracuse-Utica	79	269	22	58	71	8	3	20	7	.216
Hopke, Utica	24	79	8	17	19	4	5	7	8	.215
Somerlot, Troy	53	182	19	39	41	9	3	16	13	.214
Barberich, Binghamton	29	80	6	17	18	2	..	13	1	.213
Russell, Binghamton	45	169	23	36	47	1	4	12	17	.213
Fitzgerald, Troy	66	195	10	41	45	7	2	28	11	.210
Marion, Wilkes-Barre	30	86	8	18	21	2	1	18	2	.209
Winters, Troy	25	72	3	15	16	3	1	15	1	.208
I. Wagner, Troy	15	34	4	7	14	1	..	3	6	.206
McGinley, Binghamton	28	69	6	14	18	4	..	20	16	.203
Foster, Elmira	64	176	10	35	41	7	..	10	8	.200
Higgins, Utica	15	45	3	9	10	2	1	9	2	.200
F. Smith, Scranton	34	95	7	19	25	2	1	10	4	.200
Doyle, Elmira	35	106	9	21	22	2	2	5	3	.198
Lindberg, Albany	22	87	5	17	21	2	6	9	3	.195
Herbert, Scranton	38	103	10	20	24	1	..	20	1	.194
Bigler, Utica	26	84	8	16	21	6	1	17	4	.190
Frock, Utica	34	90	9	17	25	8	..	21	5	.189
Taylor, Utica	33	101	5	19	22	..	1	12	5	.188
Buck, Utica	25	71	7	13	16	8	..	5	3	.183
Horan, Elmira	50	161	11	29	34	10	1	19	18	.180
Tamsett, Albany	60	190	23	34	39	10	2	31	25	.180
Johns, Troy	31	78	15	14	21	2	..	19	10	.179
Hoch, Binghamton	29	73	4	13	15	3	3	14	4	.178
Swift, Elmira	32	101	15	18	18	5	..	38	2	.178
Maroney, Scranton	23	51	2	9	11	5	1	15	2	.176
Phil Sitton, Syracuse	34	97	7	17	20	8	1	12	6	.175
Cadore, Wilkes-Barre	30	88	9	14	17	5	1	15	6	.159
Owens, Syracuse	30	76	..	12	14	3	..	23	..	.158
W. C. Harkins, Troy	32	91	8	14	18	1	..	19	3	.154
Johnson, Syracuse	27	78	4	12	14	2	1	25	2	.154
Harned, Albany	38	102	8	15	20	6	1	20	6	.147
Burchell, Syracuse	32	78	6	11	12	1	1	4	4	.141
Gaiser, Albany	37	112	7	15	20	9	2	42	5	.134
Lloyd, Albany	27	62	4	8	8	2	1	16	4	.129
Creager, Elmira	35	80	7	10	10	5	..	38	4	.125
Rapp, Binghamton	18	36	5	3	3	3	..	13	9	.083

## INDIVIDUAL FIELDING.

## FIRST BASEMEN.

Name and Club.	G.	P.O.	A.	E.	P.C.	Name and Club.	G.	P.O.	A.	E.	P.C.
Barry, Troy.....	84	853	43	8	.991	Pipp, Scranton.....	50	472	19	7	.985
Calhoun, Binghamton	96	1047	72	11	.990	Peterson, Scranton..	35	310	47	6	.983
Deal, Wilkes-Barre	136	1351	65	16	.988	Whitney, Binghamton	40	386	24	7	.983
Crooke, Albany.....	138	1478	93	20	.987	Slattery, Syracuse..	139	1383	94	27	.982
Kaufman, Elmira...	140	1364	67	19	.987	Smith, Scranton....	61	614	53	13	.980
Leary, Utica.....	142	1349	87	18	.987	McDonough, Albany	10	95	3	3	.970
Somerlot, Troy.....	46	511	18	7	.986						

## SECOND BASEMEN.

Partenheimer, Sy.-U.	47	98	155	5	.980	Bell, Scranton.....	19	44	51	5	.950
Meyer, Albany.....	105	257	331	16	.973	Mullen, Utica.....	136	316	391	38	.948
Cunningham, Bingh.	85	174	269	13	.971	Hill, Scranton.....	62	176	166	20	.944
Loudenslager, Elmira	140	350	388	25	.967	McCarthy, Wilkes-B.	127	287	422	45	.940
Cranston, Troy.....	132	264	404	29	.958	Mathes, Syracuse...	75	196	224	29	.935
Lindberg, Albany...	22	40	76	5	.958	Kennedy, Scranton..	51	106	145	18	.933
Johnson, Binghamton	34	85	113	9	.956	Fullerton, Wilkes-B.	12	26	29	5	.916

## THIRD BASEMEN.

Wratten, Syracuse..	121	139	222	16	.958	Savage, Utica.....	74	79	151	19	.923
Fullerton, B.-W.B...	92	102	177	17	.946	Hill, Utica.....	18	17	29	4	.920
Catiz, Troy-Syracuse	129	149	262	24	.944	Partenheimer, Sy.-U.	32	46	78	11	.918
Glennon, Troy.....	20	20	42	4	.939	Isaacs, Scranton....	109	156	257	40	.911
Evans, Albany.....	141	178	299	33	.935	O'Rourke, Wilkes-B.	83	107	111	23	.904
Raftis, Elmira-B....	98	146	286	31	.933	Hopke, Utica.....	24	34	53	13	.870
Brannan, Wilkes-B.	49	52	93	11	.929	Meyer, Elmira.....	17	21	28	8	.859
Horan, Elmira.....	9	6	19	2	.925	Keyes, Elmira.....	21	16	35	10	.836

## SHORTSTOPS.

Horan, Elmira.....	24	37	62	5	.952	Wratten, Syracuse..	18	36	59	7	.931
Johnson, Binghamton	100	222	303	27	.951	Glennon, Syracuse..	115	274	360	47	.930
Hartman, Alb.-Bing.	95	151	278	24	.947	McMahon, Elmira...	119	252	395	48	.930
Woods, Troy.....	15	28	38	4	.942	McNalley, Utica....	131	274	388	50	.929
Pfeffer, Wilkes-Barre	135	298	428	47	.940	Mowe, Troy.....	124	249	407	58	.918
Tamsett, Albany....	60	143	247	25	.940	Meyer, Albany-Elm.	14	30	45	8	.904
Bell, Scranton.....	99	213	371	43	.931	Hill, Scranton.....	31	69	73	23	.860

## OUTFIELDERS.

Batch, Binghamton.	15	18	2	..	1000	Reichle, Syracuse...	134	256	25	12	.959
Horan, Elmira.....	10	16	1	..	1000	Duffy, Albany.....	132	242	11	11	.958
Savage, Utica.....	60	132	13	2	.986	John Kelly, Scranton	30	43	2	2	.957
McCarthy, Troy.....	101	169	20	3	.984	Quinlan, Bing.....	130	251	19	12	.957
McCabe, Binghamton	34	46	7	1	.981	Jones, Scranton....	53	122	11	6	.956
Whitney, Bing.....	38	50	1	1	.981	Kay, Albany.....	134	170	15	10	.949
Anderson, W.-B....	125	222	15	5	.980	Coles, Elmira.....	114	237	23	14	.948
McChesney, Bing....	138	274	18	6	.979	Riley, Syracuse.....	101	185	18	11	.948
Hoffman, W.-B....	127	150	24	4	.977	Henline, W.-B....	137	262	10	16	.944
Curtis, Binghamton.	133	234	10	6	.976	Hunter, Elmira....	122	207	10	13	.943
O'Neill, Utica.....	134	288	24	9	.972	Sisson, Elmira.....	110	168	17	11	.943
Miller, Albany.....	139	320	20	10	.971	Russell, Binghamton	45	51	13	4	.941
Lumley, Troy-Scr...	83	104	13	4	.970	Foster, Elmira.....	11	14	1	1	.940
Barrett, Syracuse...	21	30	1	1	.968	Irving, U.-Sc.-W.B.	113	218	16	15	.940
Goode, Syracuse.....	131	191	16	7	.967	Bigler, Utica.....	22	25	1	2	.928
O. Wagner, Troy....	138	282	17	10	.967	Corbin, Scranton...	16	32	4	3	.923
Kelly, Elmira.....	21	25	4	1	.966	Donahue, Scranton..	34	53	6	7	.893
Phelan, Utica.....	142	218	15	9	.962	White, Syracuse....	24	28	1	6	.830
Hartley, Troy.....	126	254	9	11	.960						

## PITCHERS.

Herbert, Scranton...	35	12	92	1	.990	Nicholson, Wilkes-B.	28	8	51	2	.967
Rapp, Binghamton..	18	8	40	1	.979	Barberich, Bing....	27	8	74	3	.964
Higgins, Utica.....	15	9	35	1	.977	Creager, Elmira....	35	4	78	3	.964
Friel, Albany.....	32	8	68	2	.974	Doyle, Elmira.....	35	10	71	3	.964
Johnson, Syracuse...	27	8	61	2	.974	Taylor, Utica.....	33	8	66	3	.961
McGinley, Bing.....	28	10	65	2	.974	Buck, Utica.....	25	14	81	4	.959
Owens, Syracuse....	30	9	57	2	.970	W. C. Harkins, Troy	29	11	81	4	.958
Frock, Utica.....	34	14	82	3	.969	Sitton, Troy.....	33	16	76	4	.958
Gaiser, Albany.....	37	8	80	3	.967	Hoch, Binghamton..	26	12	79	4	.957

INDIVIDUAL FIELDING—PITCHERS—(Continued).

Name and Club.	G.	PO.	A.E.	PC.	Name and Club.	G.	PO.	A.E.	PC.
Upham, Binghamton	22	13	53	3 .956	Gaskell, Troy-Scranton	27	9	56	4 .941
Burchell, Syracuse..	32	7	53	3 .952	Harned, Albany.....	38	4	76	5 .941
F. Smith, Scranton.	34	7	53	3 .952	Phil Sitton, Syr.....	34	7	119	8 .940
Nagle, Elmira.....	31	7	70	4 .950	McLeod, Albany.....	28	15	90	7 .937
I. Wagner, Troy....	11	2	17	1 .950	Donnelly, Scranton..	18	1	29	2 .931
Cadore, Wilkes-B...	30	7	66	4 .948	Meyers, Wilkes-B...	27	8	72	6 .930
Swift, Elmira.....	33	5	85	5 .947	Marion, Wilkes-B...	30	7	72	6 .929
Winters, Troy.....	19	7	29	2 .947	Goulait, Wilkes-B...	15	2	23	2 .925
Herche, Binghamton	31	21	61	5 .942	Maroney, Scranton..	23	4	43	4 .921
Johns, Troy.....	31	9	73	5 .942	Lloyd, Albany.....	27	8	67	8 .904
Dowd, Utica.....	32	10	70	5 .941					

CATCHERS.

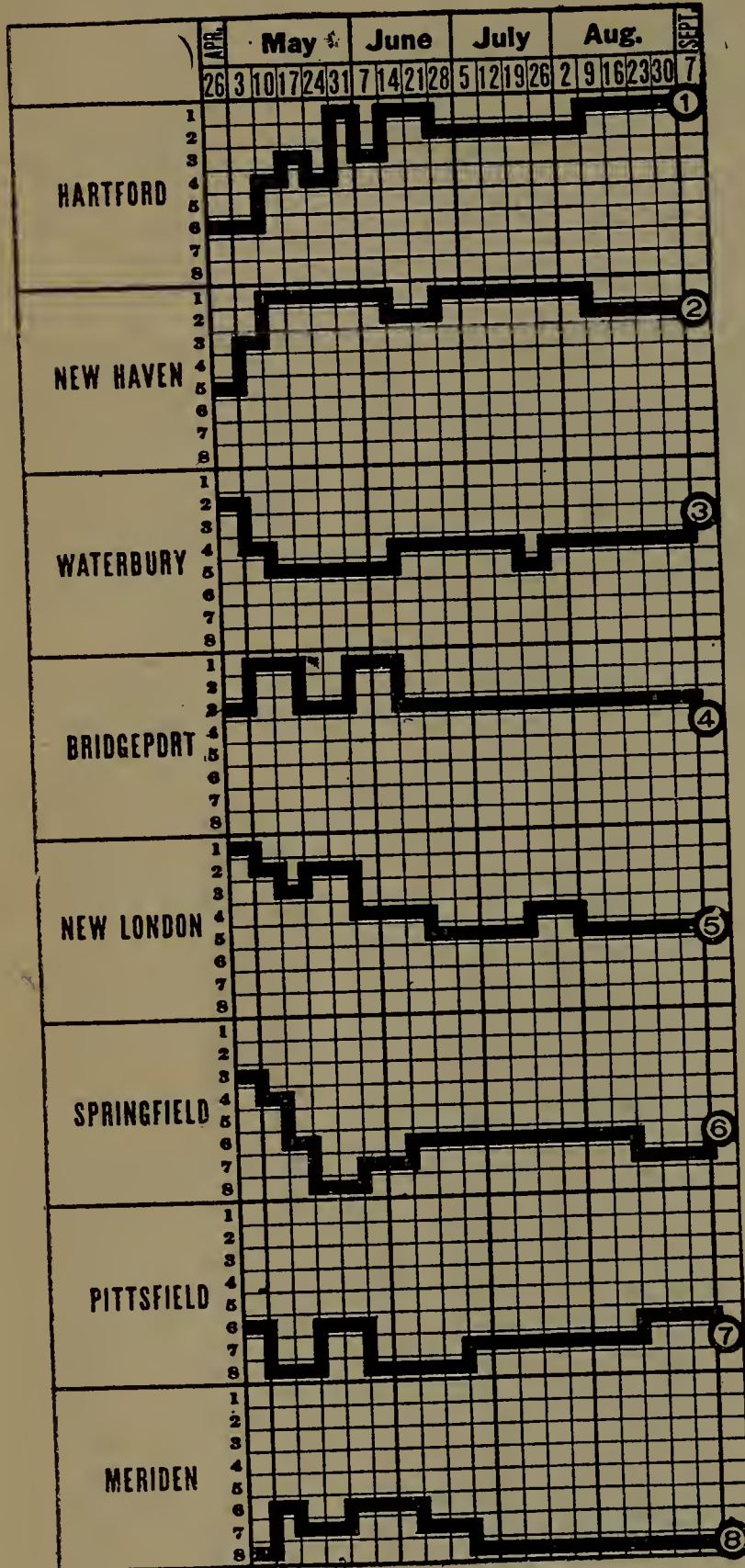
Payne, Syracuse.....	51	236	57	2 .993	Murphy, Utica.....	67	293	86	14 .965
Ritter, Elmira.....	115	552	120	9 .986	Peterson, Scranton..	63	233	77	12 .963
Woods, Troy.....	48	206	65	5 .981	Egan, Albany.....	58	194	45	10 .959
Fitzgerald, Troy....	61	199	84	6 .979	Munch, Syracuse....	65	267	84	16 .956
McDonough, Albany.	99	403	137	12 .978	Scanlon, Syracuse...	31	114	34	7 .955
Foster, Elmira.....	50	172	41	6 .972	Brannan, Wilkes-B.	44	186	80	14 .950
Clougher, Utica.....	67	270	71	11 .968	Crossin, Binghamton	59	212	72	15 .949
Gidds, Troy.....	38	170	44	8 .968	J. P. Harkins, Scr..	79	271	111	27 .933
Brieger, Wilkes-B...	101	466	138	20 .967	Brennan, Syracuse..	28	68	29	10 .906
McMurray, Bing.....	99	383	116	17 .967					

PITCHERS' RECORDS.

Name and Club.	Opp.							WP.	Bk.	PC. Hits by Opp.
	G.	AB.	H.	R.	HB.	BB.	SO.			
Maroney, Scranton .....	23	591	193	122	11	60	37	10	..	.326
I. Wagner, Troy.....	11	259	84	35	1	27	27	1	..	.324
Creager, Elmira .....	35	897	256	114	13	71	77	5	..	.285
Owens, Syracuse .....	30	823	233	111	7	59	100	6	..	.283
Dowd, Utica .....	32	968	271	124	5	61	107	5	2	.279
Harkins, Troy .....	28	824	228	102	10	57	54	9	..	.276
Swift, Elmira .....	33	1076	297	162	8	47	140	2	..	.275
Nicholson, Wilkes-Barre .....	28	612	168	79	10	60	84	5	..	.274
F. Smith, Scranton.....	34	959	263	125	11	59	67	5	..	.274
Higgins, Utica .....	15	469	128	59	1	28	46	3	..	.272
McLeod, Albany .....	28	738	214	99	3	55	64	5	1	.271
Lloyd, Albany .....	27	693	187	107	8	72	52	2	1	.269
McGinley, Binghamton .....	28	841	222	87	1	50	68	5	..	.264
Doyle, Elmira .....	35	998	262	114	8	48	142	2	..	.262
Donnelly, Scranton .....	15	411	106	58	1	35	39	5	..	.257
Herbert, Scranton .....	32	970	249	110	6	38	66	3	..	.256
Friel, Albany .....	29	795	202	91	13	66	72	2	..	.254
Burchell, Syracuse .....	32	819	207	75	10	70	109	2	..	.252
Phil Sitton, Syracuse.....	34	1024	257	130	6	99	86	2	1	.251
Frock, Utica .....	34	981	246	122	10	40	94	2	..	.250
Upham, Binghamton .....	22	591	147	57	4	28	66	5	..	.248
Barberich, Binghamton .....	27	742	184	65	9	42	76	2	..	.247
Johns, Troy .....	31	930	230	100	4	60	120	7	..	.247
Johnson, Syracuse .....	27	809	200	76	3	77	153	1	..	.247
Cadore, Wilkes-Barre .....	30	876	215	75	8	96	80	3	..	.245
Buck, Utica .....	25	787	192	74	10	51	86	4	2	.243
Harned, Albany .....	38	1088	259	116	6	52	123	1	..	.238
Meyers, Wilkes-Barre .....	27	840	197	100	9	67	75	3	..	.234
Gaiser, Albany .....	37	1175	273	90	12	67	154	4	..	.232
Nagle, Elmira .....	31	948	220	111	17	84	170	3	..	.232
Sitton, Troy .....	33	910	211	89	7	85	150	3	..	.231
Goulait, Wilkes-Barre .....	15	395	89	39	1	45	82	5	..	.225
Herche, Binghamton .....	31	756	169	81	6	66	109	4	..	.223
Winters, Troy .....	16	473	103	39	2	27	55	1	..	.217
Gaskell, Troy-Scranton .....	26	729	158	65	11	51	96	5	..	.216
Hoch, Binghamton .....	26	645	138	61	3	52	81	3	..	.213
Marion, Wilkes-Barre .....	30	812	173	73	17	91	103	9	2	.213
Taylor, Utica .....	33	1003	212	104	6	79	160	7	..	.211
Rapp, Binghamton .....	18	465	98	40	6	33	42	1	..	.210

# Eastern Association

(Formerly Connecticut League.)



The struggle for the championship of the Eastern Association, successor to the Connecticut League, in 1913, was hard fought and interesting between New Haven, the 1912 champion, and Hartford, the runner-up, the result being a clean cut victory for Hartford, with New Haven second. Waterbury, the tail-end of the previous year, finished third, supplanting Bridgeport, which was fourth. New London, one of the two new members of the circuit, headed the second division, followed by Springfield, Pittsfield, the second new member, and Meriden, which was operated under the franchise of the Holyoke club from July 11. The circuit, as usual, was ably conducted by the veteran player and official, James H. O'Rourke, president-secretary-treasurer of the organization.

### CHAMPIONSHIP WINNERS IN PREVIOUS YEARS. (As Connecticut League.)

1897—Meriden	.684
1898—Waterbury	.623
1899—New Haven	.591
1900—Norwich	.660
1901—Bristol	.606
1902—New Haven	.642
1903—Holyoke	.632
1904—Bridgeport	.612
1905—Holyoke	.699
1906—Norwich	.576
1907—Holyoke	.664
1908—Springfield	.672
1909—Hartford	.627
1910—Waterbury	.574
1911—Springfield	.612
1912—New Haven	.640

### STANDING OF CLUBS AT CLOSE OF SEASON.

Club.	Won.	Lost.	PC.	Club.	Won.	Lost.	PC.
Hartford	83	48	.634	New London	65	66	.496
New Haven	79	52	.603	Springfield	60	70	.462
Waterbury	70	61	.534	Pittsfield	62	73	.459
Bridgeport	69	63	.523	Meriden	40	95	.297

INDIVIDUAL BATTING.

Name and Club.	G.	AB.	R.	H.	PC.	Name and Club.	G.	AB.	R.	H.	PC.
Kauff, Hartford....	135	510	91	176	.345	Geist, Hartford....	57	125	11	31	.248
Warner Waterbury.	132	505	76	171	.339	Rolling, New Hav.	118	453	52	111	.245
Wolfe, Pittsfield...	137	512	83	166	.324	Barrenkamp, Pitts.	42	110	6	27	.245
Briggs, New Lon..	81	282	33	89	.316	Nagleson, Water...	35	110	10	27	.245
Zeimer, Meriden....	44	171	18	54	.316	Crowther New Hav.	20	70	8	17	.243
Hoffman, Hartford.	110	430	84	133	.310	Foye, New London.	68	198	22	48	.242
Gregg, Waterbury..	11	29	1	9	.310	Baker, Waterbury..	117	416	53	100	.240
Stankard, Mer.-Spr.	138	519	67	160	.308	Bridges, Pittsfield.	109	367	32	88	.240
Baker, Pittsfield...	115	437	64	134	.307	Gleason, Meriden...	108	438	44	105	.240
Luby, Meriden.....	66	246	24	74	.301	Brady, Waterbury.	83	262	28	63	.240
Nash, Waterbury..	123	444	87	132	.297	Catterson, N.L.-M..	76	297	33	71	.239
Pepe, New Haven..	125	478	60	141	.295	Ulrich, New Lon...	85	276	20	66	.239
Barr, New Haven..	120	510	79	150	.294	Salmon, Hartford..	24	67	8	16	.239
Holden, New Lon..	80	303	34	89	.294	Hamersley, Pitts..	17	42	2	10	.239
Gough Pittsfield....	132	475	56	138	.291	Johnson, New Lon..	80	270	30	64	.237
Byrnes, Springfield.	42	159	20	46	.290	Ahearn, Mer.-Wat.	109	369	25	87	.236
Hoey, Mer.-Hart...	128	488	59	141	.289	Nagle, New Haven	90	293	35	69	.235
Burke, Springfield..	25	80	10	23	.288	Wilson, Springfield.	51	162	17	38	.235
Foster, New Hav..	118	419	55	120	.286	Whalen, Meriden...	16	47	7	11	.235
Temple, M.-P.-H...	49	196	23	56	.286	Lindberg, Pittsfield	99	354	43	82	.231
Rock, New London.	130	458	52	130	.284	Adams, Bridgeport.	12	39	4	9	.231
Flanagan, Bridge..	42	148	22	42	.284	Miller, Wat.-Pitts.	113	413	38	95	.230
Vandergrift, B.-M..	57	170	15	48	.282	Ostrich, N.L.-Mer..	104	313	32	72	.230
Morley, Hartford...	135	525	103	147	.280	Somerlot, Pittsfield	86	331	41	76	.230
Keliher, Hartford..	134	500	63	138	.276	Finnegan, Pittsfield	116	415	29	94	.227
Curry, Hartford....	135	503	76	138	.274	Silzer, Bridgeport..	119	400	36	89	.223
McGamwell, Brid..	117	435	35	119	.274	Weigold, Spring....	32	103	9	23	.223
Edwards, Meriden..	135	492	35	135	.274	Young, Springfield.	129	461	50	102	.221
Phillips, Brid.-Pitt.	122	433	46	118	.273	Nichols, Wat.-Pitt.	43	160	28	35	.219
Gardella, Hartford.	132	469	76	128	.273	Burns, Bridgeport..	11	41	4	9	.219
Barney, Mer.-Hart.	127	443	69	121	.273	O'Connell, Water...	11	42	5	9	.219
Waite, Springfield.	106	386	54	105	.272	Waller, N.L.-Mer..	20	41	..	9	.219
Noyes, M.-N.L.....	70	236	32	64	.271	Long, Meriden.....	79	312	38	68	.218
Russell, Bridgeport	110	333	35	90	.270	Bannister, Spring..	16	46	6	10	.217
Gervais, Bridge....	21	48	4	13	.270	Wallace, Br.-Mer..	35	135	12	29	.215
Spencer, New Lon..	106	401	35	108	.269	Wilson, Hart.-Mer..	30	84	10	18	.214
O'Brien, Meriden...	22	82	4	22	.268	Garry, Meriden.....	98	357	24	76	.213
McCarthy, Spring..	20	71	6	19	.268	Dell, Wat.-Mer.....	112	409	36	87	.213
Stow, Bridgeport...	130	510	75	136	.267	McIntyre, New L..	25	85	11	18	.212
Swander, Spring....	133	531	50	141	.266	Flaherty, Spring...	76	247	18	52	.211
Kerr, New Haven..	129	505	55	134	.265	Boardman, Water..	38	91	12	19	.209
Irelan, New Lon...	81	283	34	75	.265	Reiger, N.L.-Hart..	35	106	11	22	.208
Waters, New Hav..	55	181	12	48	.265	J. Whalen, Meriden	18	58	5	12	.207
Collins, Pittsfield..	14	45	5	12	.265	Miller, New Haven	134	467	52	96	.206
Hannifin, Wat-Mer.	25	91	10	24	.264	Burch, New Haven.	29	83	10	17	.205
Hallman, Bridge...	50	180	24	47	.262	Sherwood, New H.	128	474	59	96	.203
Muldoon, Hartford.	37	111	14	29	.261	Burton, Pittsfield..	81	260	31	52	.200
Rapp, Bridgeport..	10	23	3	6	.261	Burroughs, Meriden	32	120	5	24	.200
Edmondson, Water.	132	512	71	133	.260	McDonald, Hart....	35	95	5	19	.200
Batch, Bridgeport..	58	209	21	54	.258	Williams, Water...	36	86	4	17	.198
Nealon, New Lon...	114	459	44	117	.255	Daniels, Mer.-N.L..	36	101	2	20	.198
Martin, Pittsfield..	12	43	5	11	.255	Averett, Hartford.	17	46	1	9	.196
O'Hara, Springfield	126	457	61	116	.254	Duchinils, Pittsfield	20	57	5	11	.193
Tuckey, Bridgeport	37	162	5	26	.254	Miller, N.L.-Mer...	32	117	7	22	.189
Boultes, Bridgeport	134	504	65	134	.252	Taguer, Pittsfield..	34	117	9	22	.189
Hauger, Waterbury	88	322	42	81	.251	Snyder, Bridgeport.	43	112	8	21	.188
Pratt, Springfield...	102	307	34	77	.251	Demott, New Hav.	48	154	8	29	.188
Bowman, Bridge...	133	523	64	131	.250	Thomas, New Hav.	10	27	..	5	.185
Keegan, Springfield	69	264	31	66	.250	Abercrombie, N.L..	39	109	6	20	.183
Cabrera, Springfield	91	328	50	82	.250	Blum, Bridgeport..	34	94	5	17	.180
Whitney, Spring...	25	84	8	21	.250	Gagain, Meriden...	10	28	3	5	.179
Duggan, Hartford..	20	68	5	17	.250	Monahan, Bridge...	38	113	9	20	.177
Wanner, Meriden...	14	52	4	13	.250	Philbin, Hartford..	46	137	10	24	.176
Wendell, Pittsfield.	18	44	2	11	.250	Smith, Meriden.....	22	57	2	10	.175
Hickey, Waterbury	128	472	67	117	.248	White, New Haven	24	69	1	12	.174

## INDIVIDUAL BATTING—(Continued).

Name and Club.	G.	AB.	R.	H.	PC.	Name and Club.	G.	AB.	R.	H.	PC.
Robertaille, Bridge.	26	69	2	12	.174	Knapp, Pittsfield...	11	23	..	3	.130
Sager, Brid.-Mer...	10	24	1	4	.167	Justin, Springfield..	37	93	7	11	.118
Jensen, New Haven	30	85	8	14	.165	Moore, Springfield..	32	90	3	11	.111
McLean, Water....	37	110	6	18	.164	Parker, Hartford...	38	81	7	9	.111
Green, Meriden.....	18	45	3	7	.163	Radabough, New L.	39	103	4	11	.107
Ryerson, Pittsfield.	19	62	5	10	.161	Burns, New Lon...	18	57	4	6	.105
Shea, Bridgeport...	21	82	6	13	.159	McCleary, Water...	17	40	1	4	.100
Hancock, Mer.-Spr.	30	79	2	12	.152	Maloney, Meriden..	10	31	2	3	.097
Logan, Springfield..	30	105	8	16	.152	Lower, Springfield.	29	77	2	7	.091
Connell, New Hav.	16	53	3	8	.151	Malloy, Meriden....	19	45	1	4	.088
Evans, Pittsfield....	10	20	3	3	.150	Shellenberger, Mer.	10	23	..	2	.087
Smith, Pitts.-N.H..	39	105	8	15	.143	Daly, Hartford.....	20	62	4	5	.081
Perkins, Meriden...	23	78	2	11	.141	Powers, Hart.-N.L.	41	110	6	8	.073
Hopper, New Hav..	35	114	8	15	.132	Swormstedt, Mer...	11	25	2	..	.000

Players who participated in less than ten games—Hinton, Kunkel, Corridon, Mason, Banta, Wolfe, Stevenson.

## STOLEN BASES, EXTRA BASE HITS.

Name and Club.	SB.	SH.	2B.	3B.	HR	Name and Club.	SB.	SH.	2B.	3B.	HR
Kauff, Hartford.....	45	25	29	19	4	Warner, Waterbury.	11	23	31	10	3
Barney, Hart.-Mer..	27	36	19	..	..	Baker, Waterbury...	25	25	15	8	2
Curry, Hartford.....	55	16	22	11	1	Nagleson, Water....	1	4	5	..	..
Keliher, Hartford...	27	15	25	15	2	Ahearn, Mer.-Wat..	10	2	13	2	1
Gardella, Hartford..	37	12	19	5	1	Lower, Wat.-Spr....	..	2	..	1	..
Morley, Hartford....	29	15	17	13	2	McLean, Waterbury.	..	5	1	..	..
Duggan, Hartford...	6	3	2	1	..	Williams, Water....	..	2	6	..	..
McDonald, Hartford	2	6	2	..	..	Boardman, Water...	..	2	3	2	1
Daly, Hartford.....	2	4	..	..	..	Hannifin, W.-M.-NL.	3	5	3	1	1
Noyes, Mer.-N.L....	9	13	13	..	..	Miller, Wat.-Pitts..	4	16	19	6	7
Philbin, Hartford...	1	5	6	1	1	Nash, Waterbury...	38	8	19	6	..
Hoey, Ht.-Wat.-Mer.	22	20	27	9	..	Brady, Waterbury...	11	10	13	2	..
Powers, Hart.-N.L..	..	2	2	..	1	McCleary, Water....	..	1	..	..	..
Geist, Hartford.....	..	6	6	..	..	Gregg, Waterbury..	..	2	1	..	1
Wilson, Hart.-Mer..	1	3	3	1	..	Wallace, Br.-Mer....	3	5	8	..	..
Reiger, N.L.-Hart...	1	6	5	..	..	Adams, Bridgeport..	2	..	3	1	..
Salmon, Hartford...	..	4	1	..	..	Boultes, Bridgeport.	26	20	30	4	3
Parker, Hartford...	2	7	1	..	..	Bowman, Bridgeport	25	28	14	3	1
Temple, H.-M.-P....	4	2	6	2	2	McGamwell, Bridge.	15	18	13	7	..
Averett, Hartford...	..	1	..	..	..	Phillips, Br.-Pitts..	15	22	24	11	1
Muldoon, Hartford..	1	3	2	..	..	Batch, Bridgeport...	5	10	7	..	..
Sherwood, New Hav.	20	13	13	1	..	Stow, Bridgeport....	57	16	25	7	1
Pepe, New Haven...	21	25	25	10	3	Burns, Bridgeport...	1	2	2	1	1
Barr, New Haven...	39	28	29	16	4	Flanagan, Bridge...	10	10	6	2	1
Foster, New Haven.	22	8	26	5	4	Monahan, Bridge....	3	8	4	3	..
Miller, New Haven..	20	27	16	4	5	Russell, Bridgeport.	16	13	13	3	..
Rolling, New Haven	14	16	18	1	1	Sager, Br.-Mer.....	..	2	..	..	..
Nagle, New Haven..	16	5	16	5	2	Blum, Bridgeport...	..	2	5	..	..
Waters, New Haven	6	6	10	..	..	Tuckey, Bridgeport.	..	6	3	..	1
Hopper, New Haven	2	5	2	2	1	Snyder, Bridgeport..	7	3	2	1	1
Burch, New Haven.	2	1	2	2	..	Silzer, Bridgeport...	33	11	7	..	..
Thomas, New Haven	..	3	..	..	..	Robertaille, Bridge..	1	5	..	1	..
Kerr, New Haven...	32	23	14	4	2	Rapp, Bridgeport...	1	1	1	1	..
Connell, New Haven	1	1	1	..	..	Vandergrift, Br.-M.	1	3	10	1	..
Jensen, New Haven.	2	2	2	1	..	Gervais, Bridgeport.	..	..	2	1	..
Demott, New Haven	2	2	8	1	1	Shea, Bridgeport....	2	2	7	1	..
White, New Haven.	..	3	2	1	..	Hallman, Bridgeport	13	2	6	..	1
Crowthers, New H..	9	5	..	..	..	Nealon, New Lon...	25	10	12	1	..
Hickey, Waterbury.	34	45	19	11	4	Ostrich, Mer.-N.L..	11	10	10	..	..
Nichols, Wat.-Pitts.	17	8	4	..	1	Catterson, N.L.-Mer.	8	5	10	..	1
Hauger, Waterbury.	7	15	11	10	1	Irean, New London	30	8	13	10	3
O'Connell, Water....	1	1	1	..	..	Briggs, New London	7	6	15	13	..
Dell, Mer.-NL.-Wat.	12	7	4	3	..	Rock, New London..	7	32	21	3	..
Edmondson, Water..	31	19	26	14	5	Burns, New London.	..	5	..	..	..

STOLEN BASES, EXTRA BASE HITS—(Continued).

Name and Club.	SB.	SH.	2B.	3B.	HR.	Name and Club.	SB.	SH.	2B.	3B.	HR.
Foye, New London..	10	6	6	1	3	Somerlot, Pittsfield.	24	14	11	3	..
Ulrich, New London	2	10	6	..	..	Gough, Pittsfield....	27	20	20	2	2
Radabough, N.L.....	1	7	1	..	..	Finnegan, Pittsfield.	15	20	11	1	1
Abercrombie, N.L...	..	1	3	1	..	Baker, Pittsfield.....	58	20	25	3	..
McIntyre, New Lon.	4	4	2	..	..	Ryerson, Pittsfield..	4	1	2	..	..
Spencer, New Lon...	13	18	27	6	2	Bridges, Pittsfield..	13	15	28	1	..
Johnson, New Lon..	16	9	5	3	..	Hamersley, Pitts....	1	1	..	..	..
Waller, N.L.-Mer...	1	2	2	..	..	Knapp, Pittsfield....	..	1	1	..	..
Holden, New London	17	5	15	4	1	Evans, Pittsfield....	1	..	..	..	..
Daniels, New Lon...	..	5	3	..	..	Barrenkamp, Pitts..	2	3	5	..	1
Miller, Mer.-N.L....	1	3	1	..	..	Smith, N.H.-Mer....	3	3	2	2	..
Keegan, Springfield.	24	12	5	2	..	Collins, Pittsfield...	2	1	2	..	..
Logan, Springfield...	10	7	1	..	..	Duchinils, Pittsfield.	..	1	2	..	..
Byrnes, Springfield..	6	1	9	6	1	Taguer, Pittsfield...	6	2	5	..	..
Waite, Springfield...	21	25	22	6	2	Lindberg, Pittsfield.	20	10	16	1	..
Swander, Springfield	18	15	21	5	..	Wendell, Pittsfield..	2	2	2	..	..
O'Hara, Springfield.	34	15	15	3	..	Long, Meriden.....	13	5	11	2	7
Weigold, Springfield	6	3	2	..	..	Zeimer, Meriden.....	1	10	9	1	..
Whitney, Springfield	3	4	6	..	1	Garry, Meriden.....	2	16	7	1	..
Stankard, Mer.-Spr..	10	10	36	5	8	Luby, Meriden.....	5	4	13	2	2
Young, Springfield..	32	25	23	5	..	Wanner, Meriden....	2	3	2	1	..
Flaherty, Spr.-Mer..	10	15	12	..	..	Maloney, Meriden...	1	1	..	..	..
Pratt, Springfield...	10	11	16	2	5	Burroughs, Meriden.	3	5	7	..	..
McCarthy, Spring...	4	4	3	..	..	Edwards, Meriden...	11	23	25	5	2
Bannisfer, Spring...	..	4	2	..	..	Green, Meriden.....	..	..	1	..	1
Justin, Springfield...	..	10	1	1	..	Smith, Meriden.....	..	2	..	2	..
Hancock, Spr.-Mer..	..	5	2	..	..	Malloy, Meriden.....	1	..	..	..	..
More, Springfield....	..	7	..	..	..	Swormsted, Meriden.	..	1	..	..	..
Cabrera, Springfield.	22	16	26	6	..	Gleason, Meriden....	8	16	16	10	2
Wilson, Springfield..	5	15	3	1	..	O'Brien, Meriden....	..	4	2	..	..
Burke, Springfield...	5	1	1	1	..	Shellenberger, Mer..	..	1	..	..	..
Martin, Pittsfield...	1	1	3	..	..	Perkins, Meriden....	..	2	1	..	..
Burton, Pittsfield....	18	8	10	1	..	J. Whalen, Meriden.	..	1	..	1	1
Wolfe, Pittsfield.....	47	17	21	17	2						

CLUB BATTING.

Club.	G.	AB.	R.	H.	PC.	Club.	G.	AB.	R.	H.	PC.
Hartford .....	135	4416	651	1203	.272	Bridgeport ...	136	4454	477	1070	.240
Waterbury ...	132	4363	561	1130	.260	Springfield ...	134	4366	484	1041	.238
Pittsfield .....	137	4475	496	1112	.248	New London..	132	4304	416	1011	.235
New Haven...	135	4474	513	1091	.244	Meriden .....	137	4607	400	1068	.232

League batting average, .246.

CLUB EXTRA BASES, ETC.

Club.	SB.	SH.	2B.	3B.	HR.	TB.	Club.	SB.	SH.	2B.	3B.	HR.	TB.
Hartford .....	269	170	203	81	12	401	Springfield ...	208	205	188	40	11	301
Waterbury ...	192	204	187	75	24	409	Pittsfield .....	261	161	190	42	7	295
New Haven...	207	175	181	52	23	354	Meriden .....	90	132	163	32	24	300
Bridgeport ...	230	168	165	39	10	273							
New London..	154	151	150	44	9	265	Totals .....	1611	1366	1428	405	120	2598

CLUB FIELDING.

Club.	G.	PO.	A.	E.	PC.	Club.	G.	PO.	A.	E.	PC.
New London..	132	3538	1636	196	.964	Waterbury ...	132	3616	1609	274	.950
New Haven...	135	3727	1898	241	.959	Pittsfield .....	137	3691	1817	293	.950
Bridgeport ...	136	3708	1911	242	.959	Meriden .....	137	3511	1751	294	.947
Springfield ...	134	3599	1846	273	.954	Hartford .....	135	3607	1741	315	.944

League fielding average, .953.

## INDIVIDUAL FIELDING.

## FIRST BASEMEN.

Name and Club.	G.	P.O.	A.	E.	PC.	Name and Club.	G.	P.O.	A.	E.	PC.
Spencer, New Lon..	106	1058	44	6	.995	Stankard, Spring....	138	1392	78	25	.983
Miller, New Haven.	134	1448	93	15	.990	Miller, Pitts.-Wat..	112	1125	65	22	.982
Edmondson, Water..	64	605	40	7	.990	Russell, Bridgeport.	10	81	8	2	.978
Keliher, Hartford...	134	1294	80	29	.986	Luby, Waterbury....	61	551	38	14	.977
Somerlot, Pittsfield.	88	944	60	14	.986	Whitney, Springfield	25	249	21	7	.975
McGamwell, Bridge.	117	1182	80	21	.984	McIntyre, New Lon.	25	282	18	8	.974
Weigold, Springfield	32	336	26	6	.984	Byrnes, Springfield..	10	97	5	3	.971

## SECOND BASEMEN.

Logan, Springfield...	30	78	78	..	1000	Baker, Pittsfield....	115	297	331	39	.942
Burns, New London.	14	25	38	..	1000	Curry, Hartford.....	135	379	372	47	.941
Crowther, New H..	14	40	37	1	.987	Irelan, New London.	71	152	185	22	.939
Warner, Waterbury.	132	356	361	30	.960	O'Brien, Meriden....	22	52	48	7	.934
Edwards, Meriden...	16	42	49	4	.958	Wanner, Meriden....	14	55	41	7	.932
Rolling, New Haven	118	309	400	33	.956	Johnson, New Lon..	38	74	108	14	.929
Finnegan, Pittsfield.	10	17	26	2	.956	O'Hara, Springfield..	32	69	77	13	.918
Cabrera, Springfield.	52	116	146	13	.953	McCarthy, Spring....	20	45	54	17	.854
Gleason, Meriden....	67	161	159	16	.952	Maloney, Meriden...	10	20	29	7	.825
Bowman, Bridgeport	133	389	406	48	.943						

## THIRD BASEMEN.

Burton, Pittsfield...	15	28	30	2	.967	Edwards, Meriden...	50	85	96	18	.910
Sherwood, New Hav.	128	183	380	27	.955	O'Hara, Springfield.	91	93	176	27	.909
Cabrera, Springfield.	36	49	76	7	.947	Johnson, New Lon..	42	39	79	12	.908
Boultes, Bridgeport.	134	201	305	32	.941	Finnegan, Pittsfield.	98	117	179	33	.900
Taguer, Pittsfield...	34	43	83	8	.940	Noyes, Mer.-N.L....	70	80	107	22	.895
Ostrich, N.L.-Mer...	104	184	211	30	.929	Baker, Waterbury..	117	114	176	46	.863
Gardella, Hartford..	132	170	314	47	.911						

## SHORTSTOPS.

Rock, New London..	125	314	370	31	.957	O'Connell, Water....	11	18	26	5	.898
Zeimer, Meriden....	44	91	145	14	.944	Nash, Waterbury....	117	243	297	62	.897
Stow, Bridgeport....	130	263	462	47	.940	Gleason, Meriden...	41	80	101	25	.879
Young, Springfield..	129	292	453	50	.937	Burton, Pittsfield....	31	59	107	23	.878
Pepe, New Haven...	125	286	409	59	.922	Morley, Hartford....	135	225	398	89	.875
Lindberg, Pittsfield.	98	219	366	57	.911	Edwards, Meriden...	31	66	93	23	.874
Hannifin, Waterbury	14	32	31	7	.900						

## OUTFIELDERS.

Hallman, Bridge....	50	68	2	..	1000	Hoffman, Hartford..	110	186	7	12	.941
Geist, Hartford.....	21	14	..	..	1000	Flanagan, Bridge....	42	60	5	4	.945
Snyder, Bridgeport..	10	12	3	..	1000	Burroughs, Meriden.	27	28	4	2	.941
Adams, Bridgeport..	10	10	..	..	1000	Kauff, Hartford.....	135	222	15	15	.940
Swander, Springfield	133	253	12	8	.971	Waite, Springfield..	106	196	16	14	.938
Silzer, Bridgeport...	115	211	9	8	.965	Hoey, W.-M.-H.....	128	170	6	12	.936
Wilson, Springfield..	52	51	4	2	.965	Wolfe, Pittsfield....	137	197	19	16	.931
Phillips, Pitts.-Br..	122	200	10	8	.963	Barr, New Haven...	121	180	19	15	.930
Foster, New Haven.	118	133	15	6	.961	Burton, Pittsfield...	30	36	3	3	.929
Kerr, New Haven...	129	235	10	10	.961	Nichols, Wat.-Pitts.	43	84	1	7	.924
Dell, M.-N.L.-W....	112	205	18	9	.961	Catterson, N.L.-Mer.	76	130	2	11	.923
Holden, New Lon...	80	172	14	8	.959	Duggan, Hartford...	20	33	2	3	.921
Keegan, Springfield.	69	76	12	4	.957	Burke, Springfield...	14	22	..	2	.917
Gough, Pittsfield....	127	226	13	11	.956	Connell, New Haven	16	10	1	1	.917
Edmondson, Water..	58	98	5	5	.954	Whalen, Meriden....	15	19	2	2	.913
Edwards, Meriden...	38	71	9	4	.952	Flaherty, Springfield	10	8	2	1	.909
Briggs, New London	81	125	10	7	.951	Wallace, Br.-Mer....	35	56	3	6	.908
Hauger, Waterbury.	88	131	18	8	.949	Long, Meriden.....	79	114	11	14	.906
Barney, Hart.-Mer..	127	244	25	15	.948	Shea, Bridgeport....	21	43	2	5	.900
Batch, Bridgeport...	50	103	7	6	.948	Martin, Pittsfield...	12	13	3	2	.882
Hickey, Waterbury.	128	272	21	20	.946	Foye, New London..	16	5	2	1	.875
Garry, Meriden.....	98	159	16	10	.946	Temple, Pittsfield...	16	5	1	1	.857
Demott, New Haven	29	32	3	2	.946	Russell, Bridgeport.	17	5	1	1	.857
Byrnes, Springfield..	32	33	2	2	.946	Hannifin, N.L.-Mer..	11	19	..	4	.826
Nealon, New London	114	150	12	10	.942						



INDIVIDUAL FIELDING—(Continued).

PITCHERS.

Name and Club.	G.	P.O.	A.	E.	PC.	Name and Club.	G.	P.O.	A.	E.	PC.
Gregg, Waterbury..	11	1	23	..	1000	Snyder, Bridgeport..	33	22	84	5	.955
Sager, Bridge.-Mer..	10	2	21	..	1000	Hopper, New Haven	35	6	73	4	.952
Wolfe, Waterbury..	7	1	15	..	1000	Robertaille, Bridge.	26	2	78	4	.952
Kunkel, New Lon...	5	..	7	..	1000	Duchinils, Pittsfield	18	9	31	2	.952
Gough, Pittsfield....	5	2	5	..	1000	Justin, Springfield...	36	10	110	6	.952
Burch, New Haven.	27	4	57	1	.984	Tuckey, Bridgeport.	36	11	78	5	.946
Barrenkamp, Pitts..	37	7	101	2	.982	Geist, Hartford.....	36	14	74	5	.946
Parker, Hartford....	38	6	45	1	.981	Abercrombie, N.L...	34	9	97	6	.946
Salmon, Hartford...	24	4	45	1	.980	Knapp, Pittsfield....	11	2	31	2	.943
Demott, New Haven	19	2	43	1	.978	Reiger, Hart.-N.L..	34	14	115	8	.942
Wilson, Springfield..	13	4	40	1	.978	Bannister, Spring...	16	2	47	3	.942
Gervais, Bridgeport.	17	3	40	1	.977	Mason, Pittsfield....	8	2	27	2	.935
McCleary, Water....	16	2	38	1	.976	Powers, Hart.-N.L..	41	14	82	7	.932
Smith, Meriden.....	18	9	29	1	.975	Hamersley, Pitts....	17	2	33	3	.921
Radabough, New L.	39	7	101	3	.973	Boardman, Water...	35	7	71	7	.918
Wilson, Hart.-Mer..	29	14	85	3	.971	Burroughs, Meriden.	5	1	21	2	.917
Daniels, Mer.-N.L...	36	10	113	4	.969	White, New Haven..	24	3	51	5	.915
McLean, Waterbury	37	7	87	3	.969	Moore, Springfield...	32	9	87	9	.915
Lower, Water.-Spr..	28	7	54	2	.968	Temple, Mer.-Pitts..	35	7	57	6	.914
Hancock, Spr.-Mer..	30	18	100	4	.967	Green, Meriden.....	17	2	39	4	.911
Waller, N.L.-Mer...	20	5	57	2	.965	Rapp, Bridgeport....	10	5	15	2	.910
Smith, Pittsfield....	39	10	101	4	.965	Thomas, New Haven	10	3	24	3	.900
Swormstedt, Mer....	11	4	23	1	.964	Hinton, Waterbury..	8	..	9	1	.900
Williams, Water....	31	10	68	3	.963	Averett, Hartford...	17	7	27	4	.895
Stevenson, Water...	7	2	41	1	.963	Evans, Pittsfield.....	10	..	17	2	.895
Shellenberger, Mer..	10	5	20	1	.962	Jensen, New Haven.	30	4	52	7	.889
Corridon, Springfield	6	1	23	1	.960	Burke, Springfield...	11	4	24	4	.875
Malloy, Meriden.....	19	5	41	2	.958	Banta, Springfield...	8	1	17	3	.857
Blum, Bridgeport...	33	7	81	4	.957						

CATCHERS.

McDonald, Hartford	35	161	66	2	.991	Perkins, Meriden...	23	73	26	3	.971
Russell, Bridgeport.	83	424	123	9	.984	Vandergrift, B.-M..	51	148	70	7	.969
Ulrich, New London	85	451	114	9	.984	Philbin, Hartford...	46	185	67	8	.969
Foye, New London..	52	232	59	5	.983	Nagle, New Haven.	86	503	161	22	.963
Muldoon, Hartford..	37	172	28	4	.980	Ahearn, Mer.-Wat..	108	552	137	23	.963
Bridges, Pittsfield..	109	543	142	15	.979	Flaherty, Springfield	61	300	87	13	.967
Gagain, Meriden....	10	38	8	1	.979	Nagleson, Water....	35	189	30	8	.965
Waters, New Haven	53	320	75	9	.978	Wendell, Pittsfield..	16	71	15	4	.956
Brady, Waterbury..	83	432	100	12	.978	Daly, Hartford.....	20	101	28	7	.949
Monahan, Bridge....	32	160	32	5	.975	Ryerson, Pittsfield..	18	67	23	6	.937
Pratt, Springfield...	93	450	111	16	.972						

PITCHERS' RECORDS.

Name and Club.	G.	W.	L.	PC.	R.	H.	SO.	BB.	TG.	R. to G.
Hopper, New Haven.....	35	31	8	.724	58	197	133	43	1	2.03
Duchinils, Pittsfield .....	20	10	6	.625	34	90	83	31	..	2.12
Barrenkamp, Pittsfield .....	37	16	13	.552	83	242	106	70	..	2.22
Smith, Meriden .....	18	8	8	.500	43	111	85	44	..	2.33
Moore, Springfield .....	32	16	10	.615	77	204	169	71	4	2.57
Burch, New Haven.....	27	13	11	.552	69	188	136	54	..	2.65
Lower, Waterbury-Springfield .....	28	11	12	.478	68	162	104	48	..	2.66
Jensen, New Haven.....	30	16	12	.571	83	217	161	84	1	2.70
Demott, New Haven.....	19	13	5	.722	47	129	86	21	1	2.77
Abercrombie, New London.....	34	15	16	.484	92	249	112	63	..	2.79
Gervais, Bridgeport .....	17	7	7	.500	42	98	60	40	1	2.80
Corridon, Springfield .....	6	2	3	.400	14	46	6	8	..	2.80
White, New Haven.....	24	13	5	.722	59	171	116	58	..	2.81
McLean, Waterbury .....	37	23	11	.676	100	250	136	29	..	2.83
Banta, Springfield .....	9	..	3	.000	23	55	18	23	..	2.87
Smith, Pittsfield .....	39	16	12	.573	101	229	175	45	1	2.91
Robertaille, Bridgeport .....	26	11	12	.478	76	215	88	16	..	2.92

## PITCHERS' RECORDS—(Continued).

Name and Club.	G.	W.	L.	PC.	R.	H.	SO.	BB.	TG.	R. to G.
Reiger, New London-Hartford.....	34	19	7	.731	94	220	137	65	..	2.94
Parker, Hartford .....	38	17	6	.739	84	190	100	76	1	3.00
Powers, New London-Hartford....	41	21	13	.618	112	254	167	127	1	3.03
Radabough, New London.....	39	15	18	.455	111	245	151	74	..	3.08
Daniels, Meriden-New London.....	36	15	15	.500	106	238	161	95	..	3.12
Burke, Springfield .....	11	4	6	.400	35	86	79	40	..	3.18
Tuckey, Bridgeport .....	35	16	14	.533	99	253	106	43	2	3.19
Williams, Waterbury .....	31	13	13	.500	88	210	113	42	..	3.38
Hamersley, Pittsfield .....	17	6	8	.429	44	99	34	25	..	3.39
Averett, Hartford .....	17	9	7	.563	48	116	49	34	1	3.43
Justin, Springfield .....	36	19	14	.576	116	258	113	57	..	3.52
Geist, Hartford .....	36	14	8	.636	103	189	129	55	1	3.56
Wilson, Springfield .....	13	3	8	.273	44	91	41	31	..	3.67
Gregg, Waterbury .....	11	4	4	.500	37	61	66	32	..	3.70
Boardman, Waterbury .....	35	18	9	.667	112	206	170	80	..	3.73
Rapp, Bridgeport .....	10	2	5	.286	30	66	38	21	..	3.75
Burroughs, Meriden .....	5	1	3	.250	19	46	11	10	..	3.80
Blum, Bridgeport .....	33	17	11	.607	115	240	115	76	..	3.83
Hancock, Springfield-Meriden .....	30	3	18	.143	112	228	98	54	1	3.86
Temple, Meriden-Pittsfield .....	33	10	17	.370	121	249	155	57	2	3.90
Salmon, Hartford .....	24	16	6	.727	86	174	75	29	..	3.91
Snyder, Bridgeport .....	33	12	12	.500	114	230	118	74	..	3.93
Malloy, Meriden .....	19	4	13	.235	65	124	49	58	..	4.06
Wilson, Hartford-Meriden .....	29	11	12	.478	110	206	114	89	..	4.07
Bannister, Springfield .....	16	8	8	.500	66	138	62	34	..	4.12
McCleary, Waterbury .....	16	5	5	.500	50	99	36	33	1	4.17
Knapp, Pittsfield .....	11	3	7	.300	38	79	27	19	..	4.22
Thomas, New Haven.....	9	4	3	.571	34	56	45	23	..	4.25
Kunkel, New London.....	5	1	2	.333	17	28	12	5	..	4.25
Stevenson, Waterbury .....	7	1	6	.143	31	54	29	25	..	4.43
Waller, New London-Meriden.....	20	6	10	.375	44	138	47	34	..	4.44
Sager, Bridgeport-Meriden .....	10	1	6	.143	26	59	40	36	..	4.62
Mason, Pittsfield .....	8	..	5	.000	32	50	19	21	..	4.71
Shellenberger, Meriden .....	10	1	5	.167	40	76	35	26	..	5.00
Gough, Pittsfield .....	5	..	..	.000	11	15	..	11	..	5.50
Wolfe, Waterbury .....	7	2	4	.333	35	59	30	17	..	5.83
Swormstedt, Meriden .....	11	4	7	.364	55	91	29	29	..	6.11
Hinton, Waterbury .....	8	1	2	.333	25	33	22	22	..	6.25
Green, Meriden .....	17	2	12	.143	94	135	59	64	1	6.27
Evans, Pittsfield .....	9	2	5	.286	50	81	21	17	..	6.33

Eastern Association—Ten Springfield men struck out off Williams of Waterbury, June 29.

Eastern Association—New Haven won a fourteen-inning game from Springfield, 1—0, July 2.

Eastern Association—Wilson of Holyoke struck out twelve New Haven batsmen, July 8.

Eastern Association—Hartford defeated New Haven in a twelve-inning game, 3—2, July 13.

Eastern Association—In a fourteen-inning game between New London and Holyoke, July 10, the former won, 5—4.

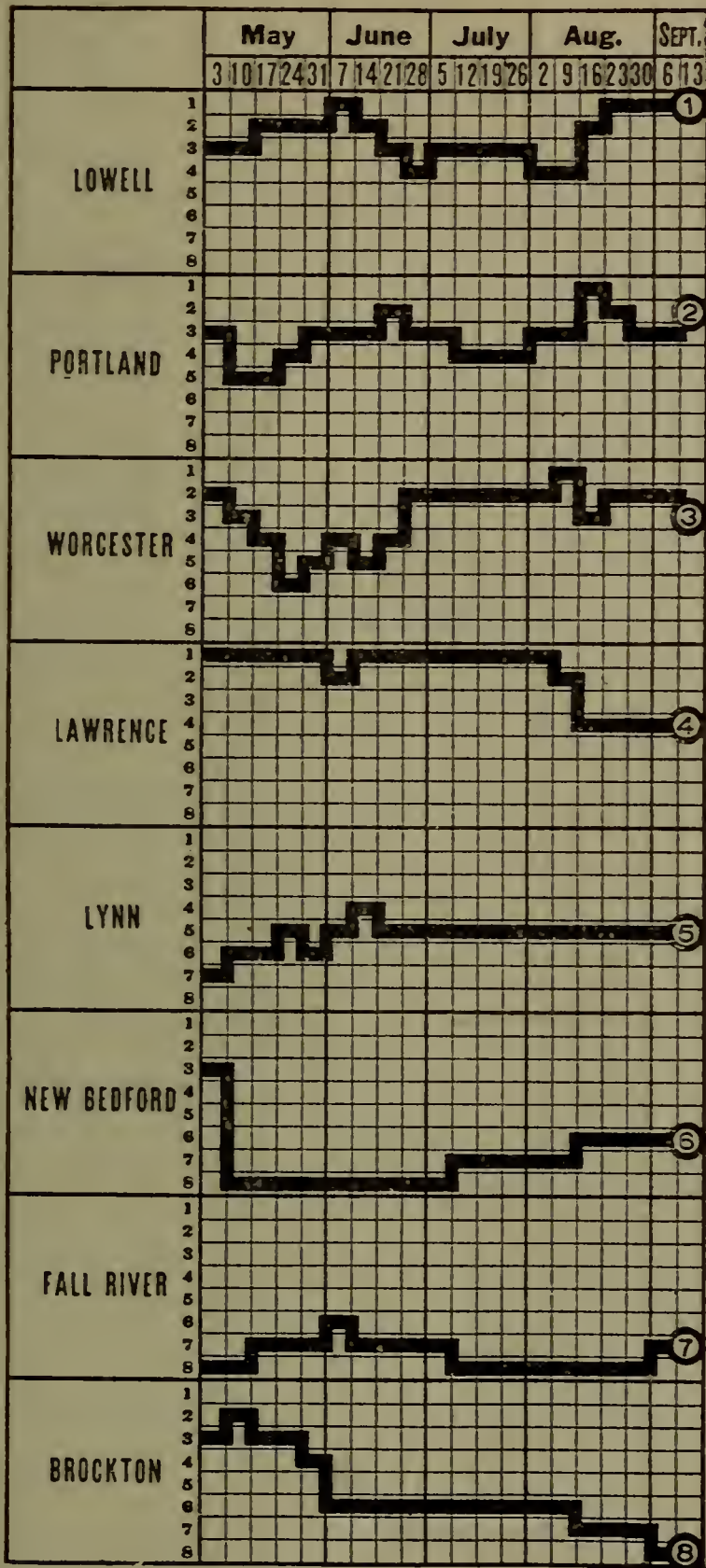
Eastern Association—New Haven and Bridgeport battled for fourteen innings July 14, New Haven winning, 6—5.

Eastern Association—Twelve innings were played by New Haven and Pittsfield, July 18, New Haven winning, 2—1.

Eastern Association—Two runs in the fourteenth inning, the only runs scored in the game, resulted in a victory for New Haven over Pittsfield, June 2.

Eastern Association—Springfield defeated Pittsfield, 5—4, in a twelve-inning game, the first of a double-header, July 21. In the second game Smith of Pittsfield allowed only one hit, and his team won, 1—0.

# New England League



Lowell, the runner-up of 1912, landed the championship of the New England League for 1913, the former champion, Lawrence, being relegated to fourth place. Lowell's success was due principally to sixteen successive victories, the onward march not ending until four days before the closing of the campaign. Portland, which took the place of Haverhill, the seventh club in 1912, made an excellent showing, finishing in second position. Worcester retained its old place, third, but Lynn dropped back a place. New Bedford finished sixth, the same as in the previous year; Fall River rose from the rear to seventh, and Brockton dropped from fifth place to the "cellar."

## CHAMPIONSHIP WINNERS IN PREVIOUS YEARS.

1891—Worcester .....	.653
1892—Woonsocket .....	.670
1893—Fall River .....	.667
1894—Fall River .....	.634
1895—Fall River .....	.632
1896—Fall River .....	.636
1897—Brockton .....	.654
1898—Newport-Brockton...	.667
1899—Portland .....	.636
1900—Portland .....	.587
1901—Portland .....	.598
1902—Manchester .....	.681
1903—Lowell .....	.637
1904—Haverhill .....	.656
1905—Concord .....	.639
1906—Worcester .....	.638
1907—Worcester .....	.679
1908—Worcester .....	.645
1909—Worcester .....	.621
1910—New Bedford .....	.634
1911—Lowell .....	.626
1912—Lawrence .....	.618

## STANDING OF CLUBS AT CLOSE OF SEASON.

Club.	Won.	Lost.	PC.	Club.	Won.	Lost.	PC.
Lowell .....	81	45	.643	Lynn .....	61	60	.504
Portland .....	71	49	.592	New Bedford .....	47	75	.385
Worcester .....	71	54	.568	Fall River .....	45	76	.372
Lawrence .....	67	53	.558	Brockton .....	44	75	.370

## INDIVIDUAL BATTING.

Compiled by W. P. Peters, Lawrence, Mass.

Name and Club.	G.	AB.	R.	H.	TB.	2B.	3B.	HR.	SH.	SB.	PC.
Wilson, Lynn .....	122	471	87	172	255	26	15	9	10	57	.365
Magee, Lowell .....	125	477	100	174	239	25	11	6	20	31	.364
Luyster, Lawrence .....	121	440	90	153	220	34	6	7	14	39	.348
Griffith, New Bedford.....	95	367	55	127	174	17	9	4	6	24	.346
Shea, Brockton-New Bedford....	17	55	13	19	25	2	2	..	3	6	.345
O'Brien, Fall River.....	16	61	12	21	27	2	2	..	3	3	.344
Thomas, Lowell .....	35	91	18	31	47	5	4	1	..	4	.341
Bowcock, Portland .....	118	467	81	157	205	30	6	2	13	37	.336
Hickman, Portland .....	120	486	76	163	190	17	5	..	19	43	.335
Shorten, Worcester .....	127	481	81	161	218	34	10	1	32	24	.335
Miller, Lowell .....	124	460	93	153	195	27	6	1	25	50	.333
Catterson, Fall River.....	57	203	38	67	91	11	5	1	6	11	.330
Wood, Brock.-New Bed.-Low....	25	52	4	17	23	6	..	..	2	..	.327
Cooney, Fall River.....	23	68	6	22	25	3	..	..	..	1	.324
Devine, Fall River.....	114	421	75	132	178	23	4	5	14	25	.314
Daly, Lowell .....	95	325	45	102	139	17	4	4	5	11	.314
Halstein, Lowell .....	125	489	79	153	205	23	7	5	18	21	.313
Howard, Brockton .....	85	304	48	94	117	15	4	..	8	44	.309
J. L. Sullivan, Portland.....	70	179	30	55	79	10	4	2	4	4	.307
Clemens, Lowell .....	127	517	104	158	189	15	5	2	3	34	.306
Maloney, Brockton .....	119	468	93	142	169	15	3	2	14	30	.303
McMahon, Lynn-Brockton .....	53	185	22	56	76	7	5	1	6	6	.303
Dowd, Brockton .....	119	437	80	132	169	12	5	5	32	34	.302
Cooney, Worcester .....	73	233	39	70	86	10	3	..	17	13	.300
Slattery, Portland .....	16	67	12	20	24	4	..	..	2	1	.299
DeGroff, Lowell .....	120	441	89	132	211	27	11	10	19	23	.299
Bruggy, Lawrence .....	122	467	91	139	199	30	3	8	15	36	.298
Nye, Worcester .....	127	439	69	130	153	15	4	..	18	47	.296
Burns, Lowell-Portland .....	107	412	84	121	179	22	12	4	15	35	.294
Courtney, Lawrence-Lowell .....	58	205	29	60	92	9	4	5	8	8	.293
Jones, Fall River.....	15	48	11	14	14	..	..	..	..	1	.292
Stewart, Worcester .....	107	362	47	105	128	9	7	..	20	26	.290
McCune, Worcester .....	101	305	38	88	114	18	4	..	15	11	.289
Britton, Lynn .....	42	114	18	33	40	7	..	..	3	..	.289
Carlstrom, Lawrence .....	121	512	88	148	222	20	12	10	5	21	.289
Orcutt, Lynn .....	120	451	69	130	153	15	4	..	18	46	.288
Porter, Lynn .....	105	399	55	115	136	15	2	1	9	22	.288
Roes, Portland-Worcester .....	118	435	65	125	167	32	2	2	19	25	.287
O'Connell, Lawrence .....	123	479	98	135	185	30	1	6	34	41	.282
Pearson, Lawrence .....	69	168	26	47	53	6	..	..	..	1	.280
Briggs, New Bedford.....	15	47	5	13	18	3	1	..	2	3	.277
Pumphrey, Portland .....	93	312	62	86	110	18	3	..	14	13	.276
Connaughton, New Bedford.....	27	98	15	27	36	9	..	..	2	5	.276
Courtney, Fall River-Portland..	79	310	50	85	106	12	3	1	1	17	.274
Mahoney, Lawrence .....	114	414	58	112	137	18	2	1	19	14	.271
Sweatt, New Bedford.....	116	445	64	120	153	24	..	3	9	12	.270
Walsh, Worcester .....	88	344	72	93	122	17	6	..	7	14	.270
Merrill, Portland .....	120	469	95	126	164	11	12	1	24	41	.269
Pfeffer, Lynn-Worcester .....	51	156	18	42	56	9	1	1	4	7	.269
Johnson, Fall River.....	38	120	15	32	50	3	3	3	3	..	.267
Logan, Fall River-New Bedford.	87	320	36	85	111	24	1	..	20	6	.266
Spires, New Bedford.....	101	376	50	100	120	10	5	..	27	22	.266
Lavigne, Lowell-Lynn .....	101	332	45	88	110	19	..	1	15	12	.265
Hambacher, Worcester .....	24	98	15	26	33	4	..	1	3	6	.265
Daum, Lynn-Brockton .....	68	209	15	55	58	3	..	..	12	2	.263
Hayden, Portland .....	94	312	50	82	110	14	7	..	6	17	.263
Anderson, Lawrence .....	26	95	11	25	33	6	1	..	2	1	.263
Howard, Fall River.....	58	202	25	53	65	9	..	1	8	9	.262
Phoenix, Lawrence .....	122	445	52	116	155	18	..	7	16	13	.261
Hoyt, Brockton .....	33	119	6	31	40	5	2	..	5	1	.261
Mayberry, Portland .....	21	46	9	12	19	3	2	..	..	..	.261
Carroll, Worcester .....	110	352	68	92	130	18	7	2	18	23	.261
Moulton, Lynn .....	113	393	50	102	136	22	3	2	18	16	.260

INDIVIDUAL BATTING—(Continued).

Name and Club.	G.	AB.	R.	H.	TB.	2B.	3B.	HR.	SH.	SB.	PC.
Ruflange, Brockton .....	99	308	33	80	91	8	..	1	8	15	.260
Strands, Lynn .....	122	461	50	119	143	19	1	1	17	20	.258
Fuller, Lawrence-New Bedford..	36	89	12	23	31	4	2	..	3	..	.258
Anderson, Brockton .....	33	97	13	25	27	2	..	..	3	..	.258
Ferrin, Port.-Law.-F.R.-Brock..	90	288	53	74	88	10	2	..	12	24	.257
Harrington, Lynn .....	30	70	6	18	25	4	..	1	..	1	.257
Aubrey, Worcester-Lowell .....	110	384	47	98	130	20	3	3	22	17	.255
McGovern, Fall River.....	99	341	37	87	98	7	2	..	21	28	.255
Kennedy, New Bedford.....	113	431	53	110	155	23	8	2	15	23	.255
Dee, Lowell .....	128	465	61	118	170	17	4	9	16	21	.254
Kilhullen, New Bedford.....	104	355	50	90	113	14	3	1	11	7	.254
Meehan, Portland .....	59	182	23	46	56	6	2	..	6	6	.253
Mulvey, New Bedford-Fall Riv.	35	127	12	32	38	2	2	..	2	2	.252
Monahan, Lowell .....	35	115	11	29	32	3	..	..	5	5	.252
Riley, Portland .....	17	44	10	11	13	2	..	..	4	..	.250
Kane, New Bedford.....	75	251	34	62	76	8	3	..	5	11	.274
Boardman, Lynn .....	56	215	28	53	65	10	1	..	4	5	.247
White, Worcester .....	15	65	13	16	25	4	1	1	2	3	.246
Wormwood, Portland .....	73	203	24	49	61	7	1	1	6	13	.241
Yelle, Portland-Lowell .....	25	92	9	22	28	4	1	..	22	28	.239
Burkett, Worcester .....	19	42	4	10	13	3	..	..	3	..	.239
Weeden, New Bedford-Fall Riv.	88	231	17	55	65	8	1	..	7	3	.238
Crowley, Worcester-New Bed...	64	219	28	52	74	10	3	2	11	13	.237
Leonard, Lynn-New Bedford....	40	144	11	34	40	2	2	..	4	5	.236
Robinson, Fall River.....	90	349	40	82	99	10	2	1	12	22	.235
Cargo, Law.-New Bed.-Fall R..	103	378	53	88	106	12	..	2	16	15	.233
Cunningham, Lynn .....	38	86	6	20	23	3	..	..	6	1	.233
Flaherty, Lynn .....	55	142	24	33	43	2	1	2	1	4	.232
Delaney, Fall River-Worcester.	37	117	22	27	33	6	..	..	3	5	.231
Fishburne, Fall River.....	47	161	16	37	49	3	3	1	2	2	.230
Southern, Fall River.....	36	109	7	25	31	6	..	..	6	1	.229
Martin, Lawrence .....	41	119	12	27	38	2	..	3	2	..	.227
Jacobson, Portland-Lynn .....	17	66	8	15	18	1	1	..	1	2	.227
Anderson, Worcester-Lowell ...	34	124	13	28	31	1	1	..	3	4	.226
Torphey, Worcester-New Bed...	33	107	10	24	34	2	4	..	1	2	.224
Miller, Worcester .....	18	63	5	14	16	2	..	..	4	2	.222
Wilson, Worcester .....	24	81	12	18	23	3	1	..	2	6	.222
Brignolia, Brockton .....	75	259	20	57	85	13	3	3	10	1	.220
Nelson, Brockton .....	30	114	11	25	29	2	1	..	10	5	.219
Neptune, Lynn .....	72	233	24	51	58	7	..	..	14	10	.219
Sullivan, Brockton-Portland ....	109	333	59	71	79	4	2	..	25	29	.213
King, New Bedford.....	48	146	17	31	37	4	1	..	1	2	.212
Flaherty, Brockton-Lawrence ..	87	307	37	65	90	15	2	2	14	22	.212
Campbell, Fall River.....	118	422	52	89	104	11	2	..	25	25	.211
Kennedy, Worcester-Brockton...	85	293	28	61	68	5	1	..	14	13	.208
Galvin, Lawrence .....	35	107	12	22	29	7	..	..	9	1	.206
Maybohm, Lowell .....	32	73	11	15	15	..	..	..	3	1	.205
Connolly, New Bed.-Fall Riv....	40	103	7	21	24	3	..	..	3	1	.204
King, Portland .....	16	59	7	12	16	2	1	..	3	..	.203
Cawley, Lawrence-Lowell .....	18	70	6	14	18	2	1	..	4	1	.200
White, N.B.-Lw.-Port.-Ln.-F.R.	31	81	11	16	17	1	..	..	3	1	.198
Woodman, Fall River.....	47	124	15	24	30	1	1	1	1	4	.193
Finneran, Lowell .....	20	58	5	11	17	2	2	..	2	3	.190
McKeon, Low.-F.R.-N.B.-Brock.	27	101	7	19	23	..	2	..	1	4	.188
Dean, New Bedford.....	41	119	11	22	24	2	..	..	9	1	.185
Jewell, Lawrence-Portland .....	32	77	8	14	15	1	..	..	3	2	.182
Henderson, Lowell .....	33	61	6	11	12	1	..	..	5	..	.180
Tesch, Brockton .....	30	90	9	16	21	3	1	..	1	2	.178
Van Dyke, Worcester.....	43	91	4	16	20	..	2	..	4	..	.176
Cassavant, Fall River-Lynn....	51	158	13	27	35	2	3	..	7	5	.171
Collins, New Bedford.....	19	47	4	8	9	1	..	..	2	..	.170
Breymaier, Lawrence .....	71	215	20	35	50	3	3	2	10	9	.163
Yount, New Bedford.....	36	99	7	16	22	4	1	..	2	..	.162
Barron, Lowell-Fall River.....	30	62	4	10	10	..	..	..	..	..	.161
Knapp, Fall River-Lawrence....	22	56	4	9	9	..	..	..	1	..	.161

INDIVIDUAL BATTING—(Continued).

Name and Club.	G.	AB.	R.	H.	TB.	2B.	3B.	HR.	SH.	SB.	PC.
Zieser, Lowell .....	39	88	8	14	18	2	1	..	1	..	.159
Swetonick, Lawrence .....	16	32	1	5	6	1	..	..	1	..	.156
Perkins, Fall River.....	28	78	8	12	15	3	..	..	3	..	.154
Scanlon, Lynn-Law.-Wor.-F.R..	29	59	4	9	9	..	..	..	..	..	.153
Thomas, Worcester .....	29	68	5	10	11	1	..	..	2	..	.147
Rieger, Fall River-Lowell.....	17	42	3	6	7	1	..	..	2	..	.143
Ryerson, Fall River-Worcester.	18	35	5	5	7	2	..	..	1	..	.143
McGill, Brockton .....	20	61	5	7	7	..	..	..	2	2	.115
Shears, Brockton .....	34	93	6	10	10	..	..	..	4	..	.108
Arminger, Portland .....	16	30	2	3	3	..	..	..	..	..	.100
Bates, Worcester .....	23	45	7	4	9	2	..	1	1	..	.089
Swap, Brockton .....	21	41	4	3	3	..	..	..	1	..	.073
Bushelman, Worcester .....	42	99	4	6	7	1	..	..	8	..	.061

CLUB BATTING.

Club.	G.	AB.	R.	H.	TB.	2B.	3B.	HR.	SH.	SB.	PC.
Lowell .....	123	4303	715	1233	1663	181	66	39	148	231	.287
Worcester .....	127	3975	594	1108	1435	202	49	9	211	227	.279
Portland .....	122	4059	694	1117	1466	172	60	19	160	263	.275
Lawrence .....	123	4098	640	1109	1521	198	32	50	158	193	.271
Lynn .....	122	3943	506	1041	1306	152	31	17	145	213	.264
Fall River .....	123	4008	509	1011	1240	131	25	16	164	161	.252
Brockton .....	119	3808	484	942	1160	113	33	13	172	210	.247
New Bedford .....	122	4140	485	1008	1297	165	44	12	134	156	.243

INDIVIDUAL FIELDING.

FIRST BASEMEN.

Name and Club.	G.	PO.	A.	E.	PC.	Name and Club.	G.	PO.	A.	E.	PC.
Logan, N. Bedford..	47	519	15	5	.991	Wilson, Worcester..	122	1108	61	30	.975
Aubrey, Worcester..	28	251	18	3	.989	Hoyt, Brockton.....	32	332	10	10	.972
Carlstrom, Law.....	87	875	38	11	.988	Anderson, Lawrence	26	219	9	7	.970
Halstein, Lowell....	125	1270	57	23	.983	Kane, New Bedford.	35	256	13	10	.964
McCune, Worcester.	64	558	53	11	.982	Kennedy, Brockton.	52	516	16	20	.964
Daum, Brockton....	20	195	8	4	.981	Devine, Fall River..	19	158	7	7	.959
McGovern, F. River	99	991	63	21	.980	Stewart, Worcester.	16	145	6	9	.944
Pumphrey, Portland	68	588	14	13	.979	Slattery, Portland..	16	134	8	9	.940

SECOND BASEMEN.

Sweatt, N. Bedford.	16	37	46	1	.988	Bowcock, Portland..	90	236	213	30	.937
Moulton, Lynn.....	113	373	263	25	.962	Miller, Lowell.....	124	340	342	52	.929
Connaughton, N.Bd.	27	56	88	6	.960	Logan, F.R.-N.B....	40	107	98	16	.928
Phoenix, Lawrence.	120	271	335	30	.953	Dowd, Brockton.....	119	337	291	50	.926
Dean, New Bedford.	19	39	37	4	.950	Crowley, N. Bed....	38	104	108	30	.876
Campbell, F. River.	82	177	199	21	.947	Pumphrey, Portland	20	41	24	11	.855
Nye, Worcester.....	127	356	371	42	.944						

THIRD BASEMEN.

Spires, N. Bedford..	84	102	200	15	.953	Dee, Lowell.....	118	157	280	43	.910
Strands, Lynn.....	23	20	60	5	.941	Bowcock, Portland..	27	50	68	12	.908
Sullivan, Broc.-Port.	61	89	129	14	.940	Flaherty, Brockton.	66	71	124	23	.894
Devine, Fall River..	76	104	142	16	.939	Mahoney, Lawrence.	111	137	193	41	.889
Mulvey, N.B.-F.R...	34	26	52	6	.929	White, Worcester...	15	18	21	5	.887
Roes, Port.-Wor....	95	105	147	20	.926	Yelle, Portland.....	24	32	45	12	.865
Boardman, Lynn....	56	72	94	14	.923	Nelson, Brockton....	28	32	41	12	.859
McMahon, Lynn-Br.	28	31	61	9	.911	Howard, Lynn.....	20	28	34	13	.827

INDIVIDUAL FIELDING—(Continued).

SHORTSTOPS.

Name and Club.	G.	PO.	A.	E.	PC.	Name and Club.	G.	PO.	A.	E.	PC.
Nye, Worcester.....	127	356	371	43	.944	Torphey, N. Bedford	20	36	65	12	.894
Aubrey, Low.-Wor..	79	151	274	28	.938	McMahon, Brockton.	25	30	87	14	.893
Carlstrom, Law.....	34	77	118	15	.929	Spires, N. Bedford..	16	41	44	12	.876
Cargo, La.-NB.-FR.	102	173	312	45	.915	Courtney, Law.-Low.	58	124	198	49	.868
Anderson, Wor-Low.	34	64	113	17	.912	Leonard, Lynn-N.B..	26	39	87	20	.863
Cooney, Worcester..	61	81	159	25	.906	Fishburne, F. River.	36	60	115	28	.862
Cassavant, F.R.-Ly.	51	68	125	20	.906	Tesch, Brockton.....	27	23	74	16	.858
Neptune, Lynn.....	72	102	212	33	.905	Kennedy, Wor.-Br..	27	35	76	21	.840
Sullivan, Bro.-Port.	45	70	129	23	.896	Crowley, Wor.-N.B.	24	38	73	22	.835
Hickman, Portland..	112	235	341	68	.894						

OUTFIELDERS.

Maloney, Brockton..	119	218	19	17	.933	Howard, Fall River.	37	74	2	1	.987
Flaherty, Lynn.....	31	38	3	3	.932	Shorten, Worcester.	127	172	24	4	.980
Orcutt, Lynn.....	120	301	23	24	.931	Hambacher, Wor....	24	41	4	1	.978
Ferrin, P.-La.-B.-FR	89	102	10	9	.926	Howard, Brockton..	83	142	16	4	.975
Stewart, Worcester.	84	154	7	13	.925	Walsh, Worcester...	88	167	9	6	.967
Brignolia, Brockton.	50	78	8	7	.925	McGill, Brockton....	20	24	5	1	.967
Porter, Lynn.....	95	161	11	15	.920	Wilson, Worcester..	18	21	4	1	.962
Robinson, F. River..	90	177	8	17	.916	Luyster, Lawrence..	108	141	13	6	.962
Pfeffer, Lynn-Wor..	28	36	5	4	.911	Catterson, F. River.	56	71	2	3	.960
Griffith, N. Bedford.	87	110	20	13	.909	O'Connell, Law.....	123	264	17	12	.959
Kane, New Bedford.	22	35	4	4	.907	Sweatt, N. Bedford.	89	217	16	10	.959
Bruggy, Lawrence..	98	173	11	23	.889	Burns, Portland....	103	261	15	12	.958
Jones, Fall River....	15	28	2	4	.882	Merrill, Portland....	116	265	22	13	.957
Wormwood, Portland	20	28	8	5	.878	Kennedy, N. Bed....	113	246	12	12	.956
McKeon, Lo-B-FR-NB	23	32	2	5	.872	Courtney, F.R.-Port.	78	114	9	6	.954
Jacobson, Port.-Ly..	17	32	2	6	.850	Magee, Lowell.....	125	246	25	14	.951
Shea, Broc.-N. Bed.	16	25	..	5	.833	DeGroff, Lowell....	119	158	19	10	.947
Flaherty, Broc.-La..	18	17	..	4	.810	Strands, Lynn.....	97	141	7	9	.943
O'Brien, Fall River.	16	21	..	5	.808	Clemens, Lowell....	127	258	14	18	.938
King, Portland.....	16	18	1	5	.792	Pearson, Lawrence..	15	15	..	1	.937

PITCHERS.

Finneran, Lowell....	20	11	62	..	1000	Van Dyke, Wor.....	39	8	74	6	.932
Pearson, Lawrence..	38	16	92	1	.991	Cunningham, Lynn..	37	9	72	6	.931
King, New Bedford.	41	15	108	3	.976	Bushelman, Wor....	42	7	111	9	.929
Collins, N. Bedford.	17	5	34	1	.975	Wormwood, Port....	30	10	67	6	.928
Yount, N. Bedford..	36	8	76	3	.966	Martin, Lawrence...	41	11	82	8	.921
Britton, Lynn.....	32	9	69	3	.963	Knapp, Law.-F.R...	22	2	42	4	.917
Brignolia, Brockton.	21	2	73	3	.962	Henderson, Lowell..	29	3	50	5	.914
Mayberry, Portland.	20	4	44	2	.960	Johnson, Fall River.	38	15	91	10	.914
Harrington, Lynn...	23	7	63	3	.959	Jewell, Port.-Law...	32	5	75	8	.909
Scanlon, Ly-W-La-FR	29	5	38	2	.956	Anderson, Brockton.	26	1	78	8	.908
Thomas, Worcester.	29	7	57	3	.955	Maybohm, Lowell...	32	4	61	7	.903
Woodman, F. River.	38	17	99	6	.951	Fuller, Law.-N.B....	33	6	95	11	.902
Zieser, Lowell.....	39	7	83	5	.947	Arminger, Portland.	16	..	26	3	.897
Barron, Low.-F.R...	30	5	73	5	.940	Rieger, Low.-F.R...	17	2	47	6	.891
Shears, Brockton....	33	10	107	8	.936	Swap, Brockton.....	21	3	52	7	.887
Sullivan, Portland...	39	6	79	6	.934	Bates, Worcester....	23	4	26	7	.811

CATCHERS.

McCune, Worcester.	27	176	27	3	.985	Hayden, Portland...	84	450	85	17	.969
Galvin, Lawrence...	34	143	27	3	.983	Lavigne, Low.-Lynn.	101	499	161	23	.966
Breymaier, Law....	69	348	92	8	.982	Daly, Lowell.....	85	394	84	18	.964
Meehan, Portland...	48	240	41	6	.979	Perkins, Fall River.	28	116	19	5	.964
Thomas, Lowell.....	28	101	31	3	.978	Weeden, N.B.-F.R...	66	323	76	15	.964
Daum, Lynn-Broc...	41	236	44	7	.976	Kilhullen, N. Bed...	92	355	115	19	.961
Rufiange, Brockton.	76	375	117	12	.976	Monahan, Lowell....	25	108	29	7	.951
Carroll, Worcester..	95	609	125	19	.975	White, NB-Ly-Po-La-					
Connolly, N.B.-F.R..	34	157	41	5	.975	F.R. ....	24	98	33	10	.929

## CLUB FIELDING.

Club.	G.	PO.	A.	E.	PC.	Club.	G.	PO.	A.	E.	PC.
Worcester ....	127	3311	1555	261	.949	New Bedford..	122	3127	1610	285	.943
Lowell .....	128	3397	1703	296	.945	Lynn .....	122	3154	1471	285	.942
Fall River....	123	3118	1566	271	.945	Portland .....	122	3210	1470	315	.937
Lawrence ....	123	3263	1626	292	.944	Brockton .....	119	2965	1515	306	.936

## PITCHERS' RECORDS.

Name and Club.	W.	L.	PC.	Name and Club.	W.	L.	PC.
Finneran, Lowell.....	14	2	.875	Van Dyke, Worcester..	15	15	.500
Henderson, Lowell.....	17	5	.773	Jewell, Lawrence-Port.	13	13	.500
Bates, Worcester.....	9	3	.750	King, New Bedford....	16	18	.471
Mayberry, Portland....	9	3	.750	Southern, Fall River...	5	6	.455
Bushelman, Worcester.	26	11	.703	Barron, Low.-F. River	9	11	.450
Anderson, Brockton....	16	7	.696	Fuller, Law.-N. Bed...	11	14	.440
Thomas, Worcester.....	15	7	.682	Johnson, Fall River....	15	21	.417
Maybohm, Lowell.....	16	8	.667	Luyster, Lawrence.....	5	7	.417
Sullivan, Portland.....	23	12	.657	Harrington, Lynn.....	8	13	.381
Zieser, Lowell.....	19	10	.655	Brignolia, Brockton....	6	10	.375
Britton, Lynn.....	18	10	.643	Collins, New Bedford..	5	9	.357
Pearson, Lawrence.....	16	9	.640	Shears, Brockton.....	11	21	.344
Martin, Lawrence.....	21	12	.636	Woodman, Fall River.	7	15	.318
Cunningham, Lynn.....	17	12	.586	Scanlon, Ly.-W.-F.R-La.	5	11	.313
Yount, New Bedford... 17	12	.586	Swap, Brockton.....	3	11	.214	
Knapp, F. River-Law.. 8	6	.571	Rieger, Low.-F. River.	3	11	.214	
Wormwood, Portland.. 13	10	.565	Chaney, Brockton.....	1	9	.100	
Wood, Broc.-N.B.-Low. 6	5	.545					

Texas League—Bader of Dallas struck out eleven Ft. Worth men, July 11.

New England League—Lowell defeated Lawrence, 9—7, in twelve innings, June 30.

Northwestern League—Fourteen innings to a tie, 3—3, were played by Vancouver and Portland, June 14.

New England League—Portland made thirteen runs in one inning and defeated Lawrence, 19—4, August 23.

New York State League—Fifteen innings were played before Syracuse was returned victor over Binghamton, 4—2, June 16.

New England League—Pitcher Anderson of Brockton made a new record for the season, May 26, by striking out fifteen Lawrence batsmen.

American Association—In the second game of a double-header, August 17, Indianapolis and Minneapolis played thirteen innings to a tie, 2—2.

New England League—In a game between Portland and New Bedford, May 27, pitcher Jewell of Portland allowed opposing batsmen only one hit.

Nebraska League—On July 8 Superior won a fourteen-inning game from Fremont, 4—3, and on the following day Superior defeated the same team, 6—5, in sixteen innings.

Pacific Coast League—Twenty-eight players, fourteen to a team, including six pitchers, represented Venice and Los Angeles in their game on April 4, Los Angeles winning, 11—10.

Southern League—In a game between Montgomery and Chattanooga, May 20, Chattanooga made only one hit off pitcher Brown, yet Montgomery, with six hits, was defeated, 2—0.

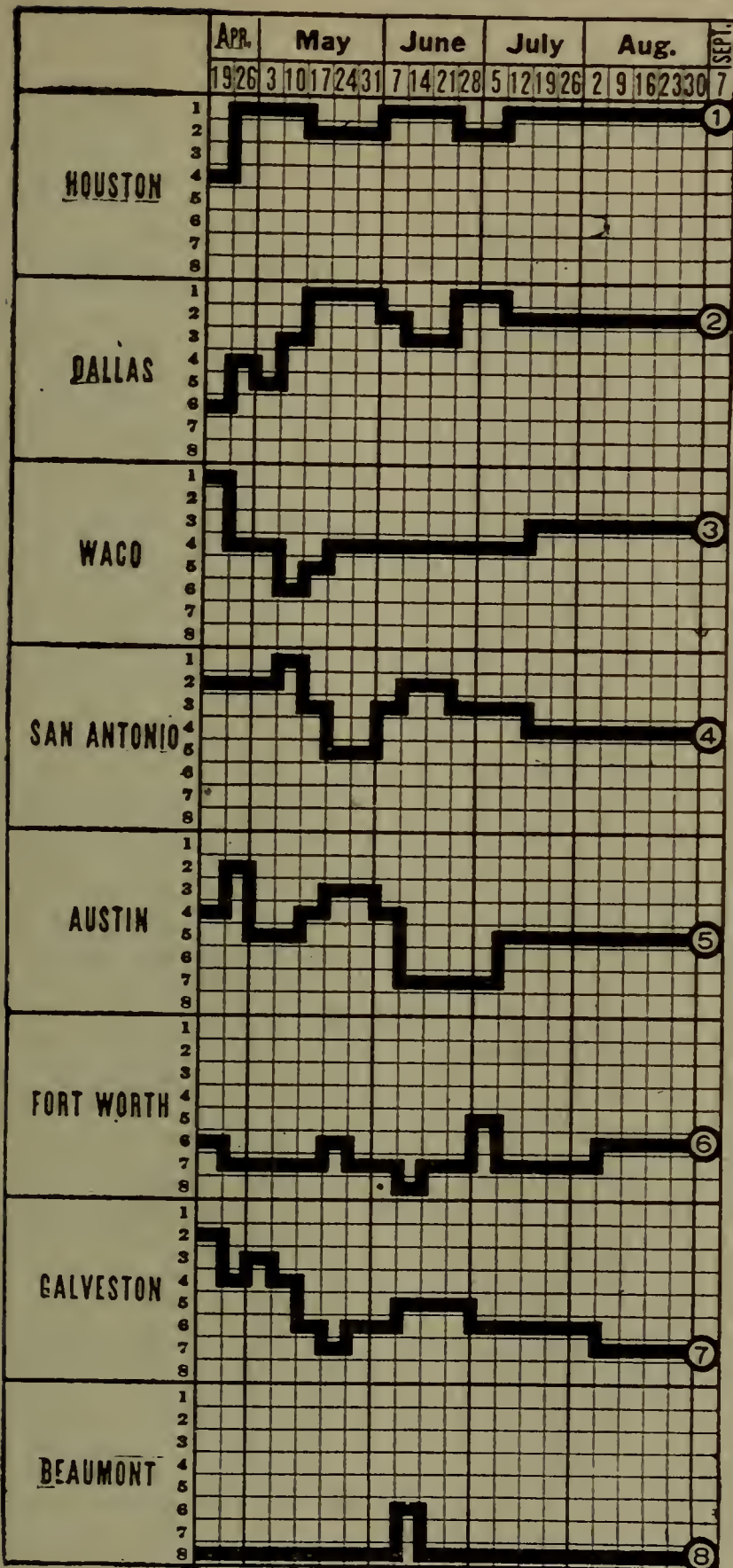
Eastern Association—Thirteen Springfield batsmen struck out off Gregg of Waterbury, September 2. On the following day, Boardman of Waterbury struck out ten Pittsfield batsmen.

South Michigan League—Battle Creek and Adrian played twenty innings to a tie, 1—1, July 17. Loomis of Adrian, a right-handed pitcher, struck out nineteen men, and McDonald, a "southpaw," fanned sixteen.

Central Association—Keokuk won both games of a double-header with Waterloo, August 11, the first by 1—0, Whitaker allowing Waterloo but one hit, and the second by 2—0 in twelve innings, Whitaker again pitching.



# Texas League



In one of the closest and most exciting championships ever decided in the State, Houston, for the second year in succession, won the leading honors in the Texas League in 1913, with Dallas, which finished fourth in 1912, as the runner-up. San Antonio, second in the previous year's race, dropped to fourth, while Waco remained in its old position, third. Beaumont continued to bring up the rear. The season, under the able guidance of President Wilbur P. Allen, was successful, financially and artistically, and all the clubs that started the season were represented at the finish. The premier batsman of the league was Wilie of Beaumont, with an average of .324, while the champion Houston club's leading batsman was Britton, with an average of .283. Four batsmen of the league had an average of .300 or over.

### CHAMPIONSHIP WINNERS IN PREVIOUS YEARS.

1907—Austin .....	.629
1908—San Antonio ....	.664
1909—Houston .....	.601
1910—Dallas .....	.593
1911—Austin .....	.575
1912—Houston .....	.626

### STANDING OF CLUBS AT CLOSE OF SEASON.

Club.	Hous.	Dal.	Waco.	SA.	Aus.	Ft.W.	Gal.	Bea.	Won.	Tied.	P.C.
Houston .....	..	12	9	17	12	13	17	13	93	5	.626
Dallas .....	8	..	14	10	15	14	16	15	92	2	.601
Waco .....	10	11	..	13	14	12	9	12	81	4	.533
San Antonio .....	8	10	7	..	12	11	12	14	74	2	.487
Austin .....	8	9	10	8	..	13	9	13	70	4	.461
Fort Worth .....	7	10	12	9	12	..	11	9	70	5	.458
Galveston .....	7	4	11	12	10	9	..	14	67	5	.441
Beaumont .....	9	5	8	9	7	11	11	..	60	3	.406
Lost .....	57	61	71	78	82	83	85	90			

## INDIVIDUAL BATTING.

Name and Club	G.	AB.	R.	H.	SO.	BB.	2B.	3B.	HR.	SB.	SH.	SF.	EB.	TB.	PC.
Wilie, Beaumont .....	102	352	56	114	33	67	26	6	3	28	3	1	47	161	.324
Mullin, Dallas .....	33	70	6	22	9	2	1	..	..	1	..	..	1	23	.315
Duncan, Dallas .....	150	550	91	169	36	79	28	13	2	45	23	2	60	229	.307
Cook, Austin .....	100	351	55	107	21	43	9	10	..	37	5	2	30	137	.305
R. L. Allen, San An..	35	112	16	33	12	10	4	1	1	6	1	1	9	42	.295
Rogers, San Antonio...	16	55	2	16	4	4	1	..	..	..	1	..	1	17	.291
Wilson, Dallas .....	139	518	60	150	28	57	22	4	..	41	10	9	30	180	.290
Nagle, Galveston .....	21	73	6	21	10	3	2	1	1	6	1	..	7	28	.288
Goodwin, San Antonio.	88	296	37	84	46	7	14	6	2	17	2	1	32	116	.284
Britton, Houston .....	155	502	75	142	43	78	14	3	..	29	29	4	20	162	.283
Dugey, Waco .....	137	499	85	139	62	86	25	8	2	69	13	..	47	186	.279
Massey, Galveston .....	129	442	51	123	63	61	19	4	..	42	15	1	27	150	.278
Quinn, Galveston .....	44	151	15	42	21	14	3	3	..	12	3	..	9	51	.278
Basham, Dallas .....	27	69	8	19	9	8	..	3	..	1	2	..	6	25	.275
Cooke, Beaumont .....	150	526	61	143	99	52	28	7	4	40	13	4	54	197	.272
McLaurin, Waco .....	139	511	69	139	49	56	23	11	1	35	11	2	48	187	.272
Seitz, San Antonio.....	136	496	80	135	18	57	12	3	..	46	39	6	18	153	.272
O. Dodd, Waco.....	18	70	8	19	3	4	1	3	..	2	1	1	7	26	.271
Howard, Fort Worth..	157	583	65	157	34	52	24	7	1	50	29	4	41	198	.269
Tullos, Dallas .....	152	550	60	147	64	51	23	3	1	24	15	4	32	179	.267
McDonald, Houston ....	93	284	39	76	42	21	12	7	1	22	16	1	29	105	.267
Carling, Dallas .....	19	30	4	8	8	1	1	..	..	3	1	1	1	9	.267
H. Hill, Dallas.....	55	189	22	50	4	13	4	..	..	7	16	2	4	54	.265
Riggs, Beaumont .....	14	34	4	9	6	13	3	..	..	1	1	..	3	12	.265
Criss, Houston .....	45	106	12	28	8	12	3	..	..	2	..	2	3	31	.264
Hopkins, Galveston ...	155	508	76	133	86	131	35	11	8	48	14	3	81	214	.262
Franz, San Antonio.....	154	577	54	151	51	42	27	..	1	33	22	1	30	181	.262
Hughes, Galveston ....	30	99	11	26	16	7	2	..	2	8	7	1	8	34	.262
Tanner, Waco .....	131	467	46	122	45	27	25	5	3	28	10	5	44	166	.261
H. Reynolds, Beau....	98	300	32	78	40	23	10	4	3	5	9	1	27	105	.260
H. Williams, Gal.....	118	421	56	109	36	52	22	9	1	33	5	5	45	154	.259
Davis, Houston .....	155	551	84	142	45	72	20	7	1	37	20	4	37	179	.258
Collins, San Antonio...	137	500	45	128	63	52	21	3	..	31	16	1	27	155	.256
Beck, Waco .....	143	499	60	127	37	39	23	6	1	37	35	5	38	165	.255
Whiteman, Houston ..	155	563	71	143	53	55	29	18	4	36	22	2	77	220	.254
Madden, Galveston ....	149	552	80	140	60	52	16	6	1	59	7	2	31	171	.254
Stinson, San Antonio..	114	378	41	96	40	66	16	3	..	13	12	3	22	118	.254
McAvoy, Fort Worth..	146	519	69	131	77	68	13	6	..	47	21	..	25	156	.252
Salm, Fort Worth.....	142	536	55	135	63	26	23	9	1	29	13	6	44	179	.252
Betts, Beaumont .....	121	436	50	110	32	35	19	6	..	7	18	2	31	141	.252
Wohlleben, Waco .....	152	557	73	140	81	43	22	5	12	29	14	2	68	208	.251
Storch, Dallas .....	153	508	82	127	64	76	21	2	4	32	17	1	37	164	.250
Akin, Houston .....	132	440	34	110	25	81	12	1	..	18	23	5	14	124	.250
Schwind, San Antonio.	154	591	62	146	56	34	17	5	1	38	26	2	30	176	.247
G. Allen, Fort Worth.	22	77	11	19	16	11	1	1	..	9	8	..	3	22	.247
Lemon, San Antonio...	141	501	76	123	63	89	17	1	4	48	13	..	31	154	.246
Marshall, Dallas .....	100	334	36	82	89	14	6	11	1	11	11	..	31	113	.246
Gray, San Antonio.....	43	138	23	34	25	19	7	2	..	5	3	2	11	45	.246
Wheeler, Beaumont ..	42	136	16	33	9	6	5	1	..	3	2	1	7	40	.243
Mosley, Dallas .....	44	124	18	30	12	21	2	..	..	7	5	..	2	32	.242
Haigh, Austin .....	98	315	37	76	20	47	12	3	1	6	16	2	21	97	.241
Carson, Waco .....	54	149	12	36	20	14	4	2	1	3	5	..	11	47	.241
Reilly, Waco .....	111	342	41	82	23	46	19	5	1	12	7	..	32	114	.240
Workman, Fort Worth	16	50	5	12	6	7	2	1	..	5	4	..	4	16	.240
Harris, Dal.-Gal. ....	12	25	2	6	7	5	..	..	..	..	2	..	..	6	.240
Crichlow, Waco .....	155	548	48	131	87	54	18	5	1	45	15	2	31	162	.239
Roche, Austin .....	101	372	53	89	32	34	15	1	1	30	27	2	20	109	.239
Rennard, Waco .....	143	479	46	114	67	64	16	5	1	20	21	3	29	143	.238
Gross, Dallas .....	36	114	10	27	17	8	2	2	..	2	..	..	6	33	.237
Frierson, Galveston ...	127	471	56	111	69	30	13	9	3	26	8	1	40	151	.236
McIver, Austin .....	154	518	65	122	69	99	9	14	6	38	13	9	55	177	.235
W. Reynolds, Houston	85	251	24	59	35	14	8	5	2	4	6	1	24	83	.235
Bobo, Austin .....	97	320	36	75	42	26	10	2	1	10	18	1	17	92	.234
Yardley, Waco .....	60	188	17	44	46	8	5	2	..	11	7	1	9	53	.234
Hornhorst, Austin ....	53	211	26	49	27	21	7	4	..	11	5	..	15	64	.232

INDIVIDUAL BATTING—(Continued).

Name and Club	G.	AB.	R.	H.	SO.	BB.	2B.	3B.	HR.	SB.	SH.	SF.	EB.	TB.	PC.
Downey, Beaumont ...	53	169	17	39	7	24	1	..	..	1	1	..	1	40	.231
Newnam, Houston ....	151	519	75	119	74	64	15	8	..	32	17	3	31	150	.229
J. Williams, Beaumont	123	449	45	102	53	44	9	1	2	9	9	1	17	119	.227
Wakefield, Fort W....	13	44	7	10	7	5	1	1	..	3	1	1	3	13	.227
Kibler, San Antonio...	141	491	52	111	46	57	19	4	..	19	20	5	27	138	.226
W. Maloney, FW.-Bea.	121	434	63	98	74	59	13	3	2	44	24	..	25	123	.226
Jordan, Galveston .....	92	279	20	63	57	14	4	2	..	7	14	1	8	71	.226
Eberline, Fort Worth..	146	519	48	116	25	28	11	5	2	22	20	5	27	143	.224
James, Austin .....	97	362	42	81	41	35	16	9	2	11	11	2	40	121	.224
Fentress, Fort Worth..	21	49	2	11	7	3	4	1	..	..	3	..	6	17	.224
Holtz, Beaumont .....	20	76	6	17	12	5	2	1	..	4	1	..	4	21	.224
E. Moore, Galveston....	19	49	4	11	13	1	4	1	..	..	2	..	6	17	.224
Boone, Dallas .....	147	506	65	113	43	49	19	5	..	30	40	9	29	142	.223
Hille, Austin .....	153	522	54	116	48	49	23	8	5	20	36	3	54	170	.222
Betcher, Galveston ...	48	149	10	33	16	18	6	..	..	6	3	2	6	39	.222
Nicholson, Dallas .....	16	54	10	12	8	3	2	..	..	..	6	..	2	14	.222
Nance, Fort Worth....	33	68	6	15	8	10	1	1	..	1	8	1	3	18	.221
Knaupp, Houston .....	151	532	47	117	21	32	12	6	2	22	30	3	30	147	.220
Vance, Fort Worth....	76	209	14	46	35	16	5	1	1	2	5	..	10	56	.220
Ware, Houston .....	43	109	6	24	18	3	4	1	..	1	1	1	6	30	.220
Sheffield, Dallas .....	20	59	5	13	7	6	1	..	..	2	2	1	1	14	.220
Mowrey, Houston .....	148	534	70	116	78	44	10	7	..	31	43	1	24	140	.217
Crosby, Waco .....	14	46	5	10	4	2	2	..	..	2	..	..	2	12	.217
O. U. Dodd, Galveston	85	251	15	54	56	20	7	3	1	6	14	3	16	70	.215
Lewis, Austin .....	58	158	24	34	35	26	4	3	..	5	6	..	10	44	.215
W. McMahan, Waco...	44	140	23	30	24	19	10	1	..	8	14	1	12	42	.214
Huntress, San Antonio.	14	28	1	6	2	..	..	..	..	1	1	..	..	6	.214
Markley, Bea.-Aus. ...	44	156	18	33	15	14	2	3	..	5	5	..	8	41	.212
Bremsen, Beaumont ..	11	33	3	7	3	2	..	1	..	1	4	..	2	9	.212
Jackley, Dallas .....	53	142	18	30	18	26	4	2	1	1	6	5	11	41	.211
McCuller, Austin .....	39	109	6	23	4	5	7	..	..	1	3	1	7	30	.211
S. Allen, Houston.....	80	245	16	51	39	14	1	2	..	8	11	2	5	56	.208
Hauenstein, San An....	17	53	3	11	17	3	3	..	..	..	1	..	3	14	.208
Matthews, Beaumont..	10	24	4	5	5	6	..	..	1	..	1	..	3	8	.208
Hiett, Galveston .....	60	150	15	31	36	7	1	..	3	1	3	..	10	41	.207
Maag, Galveston .....	150	506	62	104	61	84	10	..	1	36	35	2	13	117	.206
Browning, San An.....	39	107	10	22	26	16	3	..	..	3	6	..	3	25	.206
Edmiston, Gal.-Bea. ..	131	435	36	89	83	43	11	4	2	14	15	2	25	114	.205
Thomson, Aus.-Gal. ...	91	302	17	62	13	32	9	2	..	4	13	4	13	75	.205
Kneaves, Fort Worth..	146	465	47	95	80	50	19	4	1	21	24	6	30	125	.204
Morton, Gal.-S.A. ....	42	122	16	25	24	7	3	1	..	2	9	..	5	30	.204
Casey, Beaumont .....	87	306	21	62	45	37	9	1	1	11	13	1	14	76	.203
Brainard, Austin .....	57	182	14	37	29	13	5	3	1	7	8	1	14	51	.203
Martina, Beaumont ...	51	133	13	27	33	3	3	..	2	1	4	..	9	36	.203
Dobard, Beaumont ....	128	445	75	90	101	74	14	4	1	23	21	3	25	115	.202
Raftery, Fort Worth..	22	79	10	16	10	4	2	1	..	3	..	..	4	20	.202
King, Ft. Worth-Aus..	12	35	1	7	5	2	1	..	..	2	1	..	1	8	.200
Kitchen, F.W.-Hous... 100	288	24	57	38	29	3	..	..	6	10	..	3	60	.198	
J. McMahan, Beaumont	100	348	39	69	45	22	14	8	2	9	6	1	36	105	.198
Kellerman, Dallas .....	154	491	74	96	67	89	10	6	1	24	32	..	25	121	.196
Malloy, Houston .....	18	41	2	8	12	2	1	1	..	..	..	..	3	11	.195
Fillman, Houston .....	43	98	14	19	11	28	..	1	..	5	6	..	2	21	.194
Smith, Austin .....	13	36	5	7	2	4	2	..	..	..	3	2	2	9	.194
Roberts, Galveston ....	20	42	4	8	13	2	2	..	1	1	3	..	5	13	.190
Weiser, Dallas .....	18	53	3	10	7	5	1	..	..	3	4	..	1	11	.189
Netzel, Austin .....	51	186	29	35	11	30	6	2	..	17	5	1	12	47	.188
Bauer, S.A.-Gal. ....	19	48	1	9	12	6	3	1	..	..	8	..	5	14	.188
Grady, Dallas .....	16	32	1	6	5	3	..	..	..	..	3	..	..	6	.188
Merritt, Fort Worth... 14	32	3	6	10	10	1	..	..	1	4	..	1	7	.188	
Wilson, Galveston ....	79	231	13	43	33	13	1	4	..	1	7	1	9	52	.186
Huenke, Dallas .....	37	70	3	13	15	4	..	..	..	3	1	..	13	.186	
Lohman, Waco .....	17	49	4	9	13	3	2	..	..	2	3	..	2	11	.184
Wallace, Bea.-F.W. .. 125	383	38	70	43	59	4	6	1	14	21	6	19	89	.183	
Chappelle, Beaumont.. 26	66	3	12	21	4	2	..	1	..	4	..	5	17	.182	
Powers, S.A.-Wa.-Gal.. 26	55	4	10	11	3	..	..	..	1	3	..	..	10	.182	

INDIVIDUAL BATTING—(Continued).

Name and Club	G.	AB.	R.	H.	SO.	BB.	2B.	3B.	HR.	SB.	SH.	SF.	EB.	TB.	PC.
Brownlow, Austin .....	119	370	38	67	60	42	14	1	..	17	15	2	16	83	.181
Schwenk, Dallas .....	27	61	4	11	21	4	3	..	..	2	4	..	3	14	.180
Bader, Dallas .....	46	102	12	18	16	6	1	..	..	1	10	..	1	19	.177
Ashton, Austin-Waco..	46	115	13	20	27	10	6	..	1	2	2	1	9	29	.174
Price, San Antonio.....	106	290	25	50	52	43	6	..	..	7	19	1	6	56	.172
Harben, Galveston ....	44	135	7	23	38	4	3	..	..	..	5	..	3	26	.171
Rhodes, Fort Worth...	19	41	1	7	13	9	..	..	..	..	4	1	..	7	.171
Helm, Waco .....	35	77	5	13	23	4	2	1	..	5	4	..	4	17	.169
Hornsby, Dallas .....	34	59	5	10	15	8	1	..	..	..	10	..	1	11	.169
Leidy, Aus.-Bea. ....	56	128	8	21	8	13	5	..	..	3	3	1	5	26	.164
Napier, Houston .....	25	64	2	10	14	1	1	1	..	..	..	..	3	13	.156
Larson, Bea.-Ho.-Aus..	34	97	7	15	32	4	3	..	..	..	2	..	3	18	.155
Ray, Houston .....	35	65	6	10	15	4	..	..	..	..	7	1	..	10	.154
Veazey, Fort Worth...	38	80	6	12	27	5	..	..	..	..	4	1	..	12	.150
McCafferty, Fort W....	39	87	5	13	19	6	3	1	..	..	6	..	5	18	.149
Torrey, Bea.-Aus. ....	18	49	2	7	16	..	2	..	..	..	..	..	2	9	.143
Nolley, Fort Worth...	44	106	7	15	20	5	1	2	..	4	6	..	5	20	.141
Rose, Houston .....	40	90	7	12	23	20	3	..	..	..	3	..	3	15	.133
Sorrels, Fort Worth...	29	75	4	10	16	6	1	1	..	2	2	..	3	13	.133
Fritz, Waco .....	11	23	3	3	5	4	..	..	..	..	2	..	..	3	.130
W. Taylor, Austin.....	41	126	5	16	42	3	2	1	..	..	3	..	4	20	.127
Sewell, Galveston .....	38	105	4	13	32	..	1	2	..	..	1	..	5	18	.124
Swan, Beaumont .....	33	89	5	11	26	8	..	..	..	..	5	..	..	11	.124
Bottorff, Austin .....	13	34	..	4	3	1	1	..	..	..	2	..	1	5	.118
Gondolfi, Beaumont ...	30	103	14	12	24	20	3	..	..	4	3	..	3	15	.116
Weber, Fort Worth...	13	44	1	5	9	4	..	1	..	1	1	..	2	7	.113
Palm, S.A.-Bea. ....	20	45	2	5	17	2	1	..	..	..	3	..	1	6	.111
Ogle, Waco .....	37	101	5	11	20	4	1	..	..	..	10	..	1	12	.109
Jost, Waco .....	32	80	4	8	31	9	2	..	..	2	2	..	2	10	.100
Davenport, San An....	35	91	3	9	47	10	1	..	..	3	4	..	1	10	.099
Smith, Beaumont .....	43	110	5	10	21	12	1	..	..	..	7	..	1	11	.091
Ponder, Dallas .....	28	44	3	4	16	3	..	..	..	2	8	..	..	4	.091
R. Moore, Beaumont...	10	24	1	2	6	1	..	..	..	..	2	..	..	2	.083
Robinson, San Antonio.	16	44	1	3	11	4	..	..	..	1	..	..	..	3	.068
Peaster, Beaumont ...	19	36	2	2	22	8	..	..	..	..	2	..	..	2	.056
C. Hill, Waco.....	19	47	2	2	14	2	..	..	..	1	3	..	..	2	.043

Players who participated in less than 10 games—Houston: Angel, Miller, R. Allen, Watson (Fort Worth). Dallas: Jones, Archibald, Schall, Quigley, Swann, Cavender, Quattlebaum, Pate. Waco: Green, Rowland, Platzke, Brasher. San Antonio: Imbau, Crevenstene, Black, Schan, Ayres, Neil, Young, Burke, Hanks, Barnes. Austin: Paige, Clemons, Henninger, Gaston, Flanagan. Fort Worth: Appleton, McKinnon, Anderson, Conkright, Morris, Corzine, Nevitt, Cann, Boggess, Trammel, G. Allen, Andrews, Kane, Krause, Brown, Robertson. Galveston: Lindsey, Westmoreland, Markle, Wolverton, Redford, Roark. Beaumont: Howell, Bremenhoff, Duty, Gurks, Bates, Glaze, Dygert, L. Taylor, Riedland, Bedingfield, Hill.

CLUB BATTING.

Club.	G.	AB.	R.	H.	SO.	BB.	2B.	3B.	HR.	SB.	SH.	SF.	EB.	TB.	PC.
Dallas .....	155	4808	607	1181	594	544	153	52	10	239	231	35	287	1468	.246
San Antonio .....	154	4996	554	1206	633	524	181	29	9	275	202	26	266	1472	.241
Waco .....	156	5003	570	1200	686	497	205	59	23	313	180	22	392	1592	.240
Houston .....	155	4815	576	1139	553	507	142	68	10	236	225	28	308	1447	.237
Galveston .....	157	4994	532	1155	780	560	159	59	23	298	168	22	346	1501	.231
Fort Worth .....	158	4989	485	1105	665	502	134	51	9	267	219	34	263	1368	.221
Beaumont .....	153	4810	533	1064	787	527	169	44	21	172	155	18	320	1384	.221
Austin .....	156	4879	541	1072	564	525	158	67	18	223	199	35	346	1418	.220

CLUB FIELDING.

Club.	G.	PO.	A.	E.	PC.	Club.	G.	PO.	A.	E.	PC.
Houston .....	155	4112	1982	266	.958	Fort Worth...	158	4284	2027	339	.949
Dallas .....	155	4134	1832	280	.955	Beaumont ....	153	4037	1967	330	.948
Waco .....	156	4169	2087	304	.954	Galveston ....	157	4157	2013	350	.946
San Antonio..	154	4130	1851	296	.953	Austin .....	156	4132	1968	390	.940

INDIVIDUAL FIELDING.

FIRST BASEMEN.

Name and Club.	G.	P.O.	A.	E.	PC.	Name and Club.	G.	P.O.	A.	E.	PC.
Gross, Dallas.....	27	253	10	2	.992	Wilson, Dallas.....	24	232	13	6	.976
Mosley, Dallas.....	42	391	24	5	.988	Hornhorst, Austin..	53	538	34	15	.974
H. Hill, Dallas.....	54	528	35	9	.984	Brainard, Austin...	57	332	66	15	.964
Cooke, Beaumont...	145	1484	78	31	.981	Leidy, Aus.-Bea....	36	295	17	13	.960
Newnam, Houston..	151	1447	99	30	.981	Quinn, Galveston...	42	374	16	17	.958
Eberline, Ft. W....	89	961	57	20	.981	McIver, Austin.....	25	224	13	11	.956
Franz, San Antonio	153	1506	73	32	.980	Salm, Ft. Worth...	73	691	41	12	.944
H. Williams, Gal..	110	981	73	21	.980	Brownlow, Austin..	27	236	16	15	.944
Wohlleben, Waco..	152	1527	115	40	.976						

SECOND BASEMEN.

Smith, Austin.....	13	37	41	3	.963	Harris, Dal.-Gal....	10	13	20	2	.943
Knaupp, Houston...	151	446	415	34	.962	Kellerman, Dallas...	149	338	397	45	.942
Seitz, San Antonio..	136	291	372	30	.957	Thomson, Aus.-Gal..	65	190	136	20	.942
Maag, Galveton.....	125	339	326	30	.957	Dobard, Beaumont...	40	79	99	11	.941
O. Dodd, Waco.....	18	31	59	4	.957	McAvoy, Ft. Worth	144	331	364	47	.937
Salm, Ft. Worth...	11	23	21	2	.957	Markley, Bea.-Aus..	42	97	98	15	.929
Dugey, Waco.....	136	342	335	32	.955	Madden, Galveston..	28	80	63	11	.929
Casey, Beaumont...	87	217	229	25	.947	Lemon, San Antonio	13	24	32	5	.918
Bobo, Austin.....	10	16	19	2	.946	Brainard, Austin...	22	53	45	9	.916

THIRD BASEMEN.

Tullos, Dallas.....	151	239	321	33	.944	Madden, Galveston..	88	133	158	29	.909
Kibler, San Antonio	136	185	253	26	.944	Weber, Ft. Worth..	13	17	22	4	.907
O. U. Dodd, Gal....	22	18	40	4	.935	Akin, F.W.-Hous...	131	159	248	43	.904
McDonald, Houston.	83	115	165	21	.930	Dobard, Beaumont..	23	20	55	8	.904
Betts, Waco.....	127	133	292	37	.922	W. McMahon, Waco	19	18	38	6	.903
Gondolfi, Beaumont.	30	26	68	8	.922	Wallace, Bea.-F.W.	63	76	108	25	.880
Maag, Galveston...	25	30	53	7	.922	Lemon, San Antonio	14	20	8	4	.875
Betcher, Galveston.	24	30	29	5	.922	Fillman, Houston...	12	13	20	5	.868
Hille, Austin.....	139	161	288	39	.920	Roche, Austin.....	18	23	44	11	.859
J. McMahon, Bea...	100	125	213	32	.913	Yardley, Waco.....	16	26	40	12	.846

SHORTSTOPS.

Beck, Waco.....	15	35	52	5	.946	W. McMahon, Waco	23	42	63	13	.890
Kneaves, Ft. Worth	138	344	381	52	.933	Hughes, Galveston..	30	37	59	12	.889
Tanner, Waco.....	120	290	332	45	.933	Schwind, San An....	150	310	348	87	.883
Thomson, Aus.-Gal..	23	42	46	7	.926	Brownlow, Austin...	68	151	171	45	.877
Hille, Austin.....	14	36	53	8	.918	O. U. Dodd, Gal....	28	58	53	16	.874
Dobard, Beaumont..	67	127	173	27	.917	Madden, Galveston..	24	45	51	16	.857
Boone, Dallas.....	146	291	386	65	.913	Roche, Austin.....	55	74	131	36	.851
Britton, Houston...	155	301	386	74	.903	Betcher, Galveston..	22	30	51	20	.802
Edmiston, Gal.-Bea.	122	216	325	61	.899	Netzel, Austin.....	12	21	28	16	.754
Wallace, Bea.-F.W.	47	83	89	20	.896						

LEFT FIELDERS.

Storch, Dallas.....	27	55	5	..	1000	Hopkins, Galveston.	111	185	20	9	.958
Wheeler, Beaumont.	18	18	2	..	1000	Lemon, San Antonio	96	162	15	8	.957
Fillman, Houston...	10	13	2	..	1000	Workman, Ft. W...	16	32	3	2	.946
Nance, Ft. Worth..	10	11	..	..	1000	Nicholson, Dallas...	16	29	1	2	.938
Wilson, Dallas.....	110	205	10	5	.977	Eberline, Ft. Worth	18	27	2	2	.935
James, Austin.....	91	160	10	5	.971	McLaurin, Waco....	136	258	14	20	.931
Mowrey, Houston...	146	263	15	9	.969	Netzel, Austin.....	34	71	5	6	.927
R. L. Allen, San A.	17	30	1	1	.969	Yardley, Waco.....	14	19	4	2	.920
W. Maloney, FW-B.	110	168	8	6	.967	Frierson, Galveston.	27	52	3	5	.917
J. Williams, Bea...	121	248	10	9	.966	Wakefield, Ft. W...	12	21	..	2	.913
Brownlow, Austin...	15	26	2	1	.966	Collins, San An....	32	51	7	6	.906

CENTER FIELDERS.

Sheffield, Dallas....	13	15	2	..	1000	McIver, Austin.....	122	265	11	7	.975
Whiteman, Houston	154	339	20	5	.986	Lewis, Austin.....	16	35	4	1	.975
Goodwin, San An...	27	57	6	1	.984	Frierson, Galveston.	55	103	11	3	.974
Stinson, San An....	111	236	18	5	.981	Wilie, Beaumont...	98	216	12	9	.962

## INDIVIDUAL FIELDING—CENTER FIELDERS—(Continued).

Name and Club.	G.	P.O.	A.	E.	P.C.	Name and Club.	G.	P.O.	A.	E.	P.C.
Hopkins, Galveston.	44	98	6	5	.954	Massey, Galveston..	56	99	11	7	.940
Storch, Dallas.....	123	229	11	12	.952	Betts, Beaumont....	21	36	1	3	.925
Crichlow, Waco.....	151	287	22	16	.951	Downey, Beaumont.	31	39	5	4	.917
Howard, Ft. Worth.	157	317	19	20	.944	Collins, San Antonio	22	34	4	4	.900
Weiser, Dallas.....	15	32	2	2	.944						

## RIGHT FIELDERS.

G. Allen, Ft. W....	16	22	3	..	1000	Collins, San Antonio	87	107	16	6	.954
Bauer, S.A.-Gal....	14	18	1	..	1000	Goodwin, San An...	21	37	..	2	.949
Nance, Ft. Worth..	12	17	..	..	1000	Gray, San Antonio..	36	46	2	3	.941
Bremesen, Beaumont	11	22	7	..	1000	Betts, Beaumont....	78	91	18	7	.940
Riggs, Beaumont....	10	6	2	..	1000	Frierson, Galveston.	44	54	7	5	.924
Eberline, Ft. Worth	35	56	3	1	.983	W. Maloney, FW-B.	11	11	..	1	.917
Massey, Galveston..	68	108	10	3	.975	Roche, Austin.....	29	47	4	5	.911
Nagle, Galveston....	19	33	4	1	.974	O. U. Dodd, Gal....	14	14	5	2	.904
Davis, Houston.....	149	213	14	5	.970	Wheeler, Beaumont.	10	7	2	1	.900
Duncan, Dallas.....	147	238	21	8	.970	Holtz, Beaumont....	20	20	5	3	.893
Cook, Austin.....	100	150	23	7	.961	Raftery, Ft. Worth	20	22	..	5	.815
Rennard, Waco.....	139	195	18	10	.955	R. L. Allen, San A.	13	6	..	3	.667
Salm, Ft. Worth....	53	60	5	3	.955						

## PITCHERS.

Name and Club.	G.	P.O.	A.	E.	WP.	P.C.	Name and Club.	G.	P.O.	A.	E.	WP.	P.C.
Fritz, Waco.....	11	6	37	..	..	1000	Rhodes, Ft. W...	19	12	52	4	1	.941
Rogers, San An..	16	6	56	1	3	.984	Lewis, Austin....	35	18	92	7	9	.940
E. Moore, Gal....	19	7	39	1	6	.979	Hornsby, Dallas..	34	12	62	5	14	.937
Fentress, Ft. W.	20	4	39	1	2	.977	Roberts, Gal.....	20	5	52	4	2	.934
Malloy, Houston.	18	3	34	1	4	.974	W. Taylor, Aus..	40	13	99	8	8	.933
Ware, Houston...	42	15	121	4	12	.971	Nolley, Ft. W....	40	4	133	10	5	.932
Ogle, Waco.....	27	20	104	4	1	.969	Grady, Dallas....	15	8	32	3	2	.930
Jost, Waco.....	31	17	72	3	8	.967	Ashton, Aus.-Wa.	36	11	65	6	2	.927
McCuller, Austin.	37	15	99	4	3	.966	Mullin, Dallas...	30	11	51	5	1	.925
Napier, Houston.	22	7	46	2	2	.964	Davenport, S.A...	35	7	87	8	17	.922
McCafferty, F.W.	39	16	114	5	6	.963	Harben, Gal.....	44	23	116	12	12	.921
Goodwin, San A.	28	10	87	4	3	.960	Bader, Dallas....	46	9	90	3	4	.912
Ponder, Dallas...	27	15	55	3	6	.959	Bottorff, Austin..	13	4	48	5	..	.912
Criss, Houston....	22	3	42	2	3	.957	Lohman, Waco...	17	4	36	4	3	.909
Huntress, San A.	11	2	20	1	5	.957	Ray, Houston....	35	7	60	7	1	.906
Rose, Houston....	40	14	134	7	9	.955	Torrey, Bea.-Aus.	18	3	26	3	4	.906
Veazey, Ft. W...	38	3	57	3	8	.952	Palm, S.A.-Bea..	20	2	36	4	3	.905
Browning, S.A...	36	13	87	5	3	.952	Helm, Waco.....	35	4	69	8	5	.901
Schwenk, Dallas.	26	6	73	4	2	.952	Chappelle, Bea...	24	8	52	7	5	.895
Swan, Beaumont.	30	17	77	5	..	.949	Peaster, Bea.....	19	1	47	6	4	.889
Morton, Gal.-S.A.	40	9	83	5	7	.948	Martina, Bea.....	40	13	98	14	7	.888
Sorrels, Ft. W...	27	1	69	4	1	.946	Larson, B.-H.-A.	32	10	57	9	3	.882
Sewell, Galveston	38	17	102	7	8	.944	C. Hill, Waco....	19	8	28	5	1	.878
Downey, Bea....	13	7	27	2	4	.944	Huenke, Dallas..	37	7	45	9	7	.852
Hiett, Galveston.	47	13	147	10	13	.941	O. U. Dodd, Gal.	13	1	14	3	3	.833

## CATCHERS.

Name and Club.	G.	P.O.	A.	E.	PB.	P.C.	Name and Club.	G.	P.O.	A.	E.	PB.	P.C.
Betts, Beaumont.	22	86	32	1	6	.992	W. Reynolds, H..	76	374	114	21	12	.959
Jackley, Dallas..	35	195	42	4	2	.983	Marshall, Dallas.	95	484	135	27	19	.958
Reilly, Waco.....	106	486	177	11	10	.982	Robinson, San A.	16	76	16	4	4	.958
Smith, Beaumont	41	215	72	6	11	.980	Hauenstein, S.A..	16	86	24	5	5	.957
Price, San An....	106	557	134	16	16	.977	Bobo, Austin.....	66	284	107	19	6	.954
S. Allen, Hous...	79	357	131	12	7	.976	Wilson, Gal.....	78	378	133	26	7	.952
Basham, Dallas..	21	103	17	3	3	.976	Powers, SA-W-G.	20	76	24	5	2	.952
Kitchen, FW.-H.	92	425	154	18	11	.970	Lemon, San An..	20	99	36	7	2	.951
Carson, Waco....	47	205	64	9	5	.968	Crosby, Waco....	14	64	14	4	2	.951
H. Reynolds, Be.	94	457	136	22	21	.964	Vance, Ft. W....	70	312	95	23	20	.947
Jordan, Gal.....	86	435	133	21	15	.964	Merrit, Ft. W....	13	65	14	8	5	.908
Haigh, Austin....	92	433	161	25	13	.960							

PITCHING AVERAGES OF PLAYERS WHO HAVE TAKEN PART IN  
IN AT LEAST TEN GAMES.

A figure connected by a hyphen with the number of games won or lost, indicates the number of those games that were shut-outs.

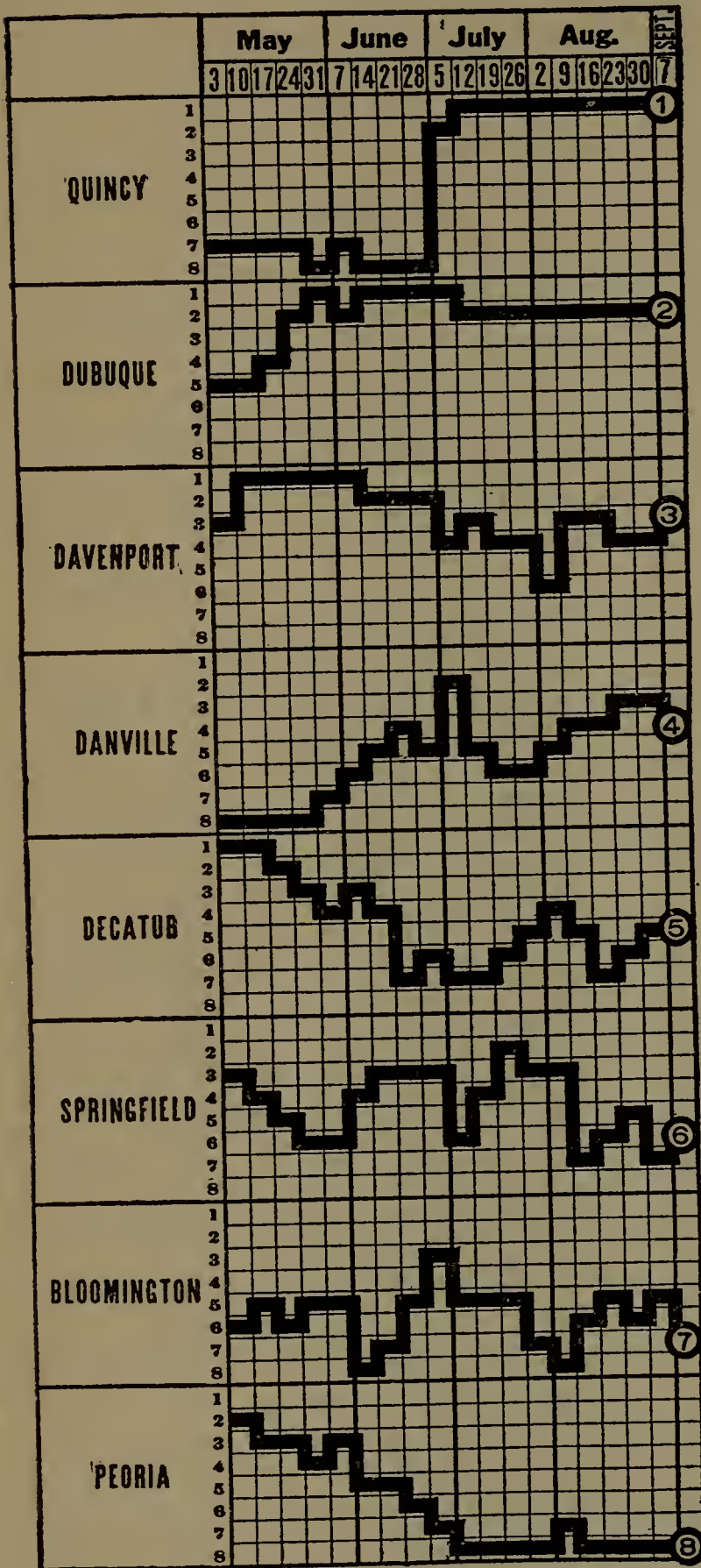
Figures 1 or 2 connected by a / mark with the number of innings pitched, indicates thirds of an inning.

Name-Club.	G.	W.	L.	T.	IP.	AB.	SO.	BB.	R.	H.	HB.	G.	TO.	FN.	PC.
O. U. Dodd, Gal.	13	1	..	..	37/2	133	17	35	36	34	5	..	5	8	1000
Criss, Houston.	22	16-5	4-2	..	182/1	632	128	66	42	126	7	..	2	1	.800
Rose, Houston..	39	26-9	7-2	..	299	1045	140	111	66	326	11	..	9	3	.788
Schwenk, Dallas	26	16-3	6-1	..	187/1	662	62	79	73	164	11	..	8	..	.727
Mullin, Dallas..	30	13-1	6-1	..	176/2	630	105	72	56	131	8	1	12	3	.684
Bader, Dallas...	46	22-3	12-2	1	307/2	1085	170	90	90	238	12	2	12	10	.647
Swan, Bea.....	30	16-8	9-2	..	237/2	828	96	26	84	198	2	1	4	3	.640
Nolley, Ft. W..	40	21-8	12-2	..	301/1	1031	140	86	82	201	13	4	4	7	.636
Morton, G.-SA..	40	41-4	12-1	..	299/2	1078	189	98	117	251	17	2	8	5	.636
Lohman, Waco..	17	10-4	6-1	..	140/1	517	39	20	35	109	4	2	2	2	.625
Ogle, Waco.....	37	19-9	12-1	1	301/2	1067	106	65	104	240	14	2	7	2	.613
Ware, Houston.	42	20-8	14-1	2	208/1	1080	131	77	86	243	12	2	5	10	.588
Jost, Waco.....	31	14-2	10-2	..	224	773	94	79	82	181	8	1	7	4	.583
Hornsby, Dallas	34	15-2	12	..	206/1	731	86	120	89	163	13	..	12	8	.556
Ponder, Dallas.	27	10-2	8-4	..	157	543	66	65	47	115	11	..	5	11	.556
Downey, Bea... 13	5	4-1	..	..	93/1	342	34	29	49	91	7	..	1	3	.556
Ashton, A.-W... 36	17-3	14-1	..	..	261/2	920	107	70	106	224	4	3	5	6	.548
Grady, Dallas... 15	6	5-1	..	..	94/2	320	62	56	27	69	6	1	2	5	.545
Hiett, Gal..... 47	20-4	17-3	1	..	346/2	1216	157	169	135	282	13	3	3	11	.541
Harben, Gal.... 44	20-5	17-4	1	..	453/1	1262	204	133	115	296	19	2	6	4	.541
Browning, S.A.. 36	17-6	15-5	1	..	302	1074	153	68	91	256	5	2	1	3	.531
Ray, Houston... 36	13-4	12-2	..	..	233	825	92	71	83	200	4	1	9	8	.520
Larson, B-H-A.. 32	14-1	13-2	..	..	239/1	875	120	103	126	212	18	2	4	8	.519
W. Taylor, Aus. 40	18-6	17-3	1	..	336	1183	196	145	127	254	12	5	2	3	.514
Veazey, Ft. W.. 38	14-6	14-3	2	..	252	874	147	140	99	187	12	2	13	7	.500
Napier, Hous... 22	9-3	9-1	2	..	170/1	598	91	42	50	129	6	..	1	3	.500
Malloy, Hous... 18	7	7	..	..	105/2	361	39	65	45	63	10	..	7	3	.500
Davenport, S.A. 35	15	16-2	..	..	270	970	204	80	102	213	20	3	5	4	.484
Helm, Waco.... 35	14-2	15-4	2	..	220	739	160	97	63	133	11	..	7	8	.483
Sorrels, Ft. W. 26	9-1	10-4	1	..	199	706	99	80	74	170	13	3	4	5	.474
McCafferty, FW 39	14	16-3	..	..	265/2	926	106	91	103	202	18	1	10	5	.467
C. Hill, Waco.. 19	7-2	8	..	..	143	503	74	62	51	104	6	1	3	3	.467
Goodwin, S.A... 28	12-2	14-1	..	..	225/1	832	84	52	105	220	5	2	..	4	.462
Fentress, F.W.. 20	5-1	6-2	2	..	144/2	512	70	30	54	106	5	5	5	4	.455
Bottorff, Aus... 13	5-1	6-1	1	..	95/1	356	26	24	47	86	..	..	2	3	.455
McCuller, Aus.. 37	13-3	16-4	1	..	274/1	990	101	102	112	226	7	2	5	5	.448
Huenke, Dallas. 37	8	10-1	1	..	203/2	697	115	85	68	141	21	2	12	15	.444
Martina, Bea... 40	14-2	18-4	2	..	295/2	1031	165	140	113	219	14	3	2	9	.437
E. Moore, Gal.. 19	7	9-2	1	..	137	490	81	83	71	124	16	2	7	1	.437
Rhodes, Ft. W. 18	6	9-3	..	..	137/2	468	60	52	45	94	6	3	4	3	.400
Rogers, San A.. 16	6-2	9-2	1	..	144	535	46	27	55	142	7	1	1	..	.400
Lewis, Austin.. 35	11	18-3	1	..	273/2	945	86	145	119	131	10	1	8	2	.379
Roberts, Gal... 20	6-1	11	1	..	121/2	438	41	44	61	120	6	1	5	7	.351
Peaster, Bea... 19	5-1	10-1	1	..	133/1	503	103	68	77	113	5	1	9	2	.333
Torrey, Be.-Aus. 18	5-1	10-3	..	..	122/2	455	38	52	82	122	11	..	5	3	.333
Huntress, S.A.. 11	2-1	4	..	..	58/2	226	21	29	33	59	6	..	3	4	.333
Sewell, Gal.... 38	10-1	21-5	..	..	287/1	1058	124	109	131	282	9	1	12	1	.323
Chappelle, Bea. 24	7-1	15-2	..	..	168/2	628	72	56	83	144	8	2	1	6	.318
Palm, S.A.-Bea. 20	4	9-1	..	..	122/2	452	57	57	60	109	6	..	8	4	.308
Fritz, Waco.... 11	2	7-1	..	..	82/2	278	32	38	35	67	5	2	2	1	.222

Double Plays—Houston 104, Waco 100, Dallas 92, Beaumont 90, Galveston 86, San Antonio 84, Austin 81, Fort Worth 77.

Triple Play—August 8, Houston vs. Waco. By Knaupp, Allen, McDonald and Allen of Houston.

# Indiana-Illinois-Iowa League



The champion Springfield club of 1912 made a poor defense of its title last season, Quincy, which finished fourth the previous year, garnering the prize, with Dubuque second and Davenport third. Danville advanced two notches, while Decatur dropped two. Springfield landed in sixth place, and Bloomington and Peoria brought up the rear, occupying the same places as in 1912. Until August 1, when Peoria failed to become a dangerous contender, less than 200 points separated the leaders from the tailenders. Quincy's victory was doubly creditable from the fact that the team was left at the post, but in June achieved the remarkable feat of jumping from last place to the leadership.

### CHAMPIONSHIP WINNERS IN PREVIOUS YEARS.

1901—Terre Haute .....	.649
1902—Rockford .....	.587
1903—Bloomington .....	.603
1904—Springfield .....	.600
1905—Dubuque .....	.569
1906—Cedar Rapids .....	.648
1907—Rock Island .....	.652
1908—Springfield .....	.603
1909—Rock Island .....	.652
1910—Springfield .....	.647
1911—Peoria .....	.563
1912—Springfield .....	.672

### STANDING OF CLUBS AT CLOSE OF SEASON.

Club.	Won.	Lost.	PC.	Club.	Won.	Lost.	PC.
Quincy .....	79	60	.568	Decatur .....	67	68	.496
Dubuque .....	74	62	.544	Springfield .....	66	70	.485
Davenport .....	68	66	.507	Bloomington .....	64	71	.474
Danville .....	69	68	.504	Peoria .....	57	79	.419



INDIVIDUAL BATTING.

Compiled by Irwin M. Howe, Chicago, Ill.

Name and Club.	G.	AB.	R.	H.	TB.	2B.	3B.	HR.	SB.	SH.	PC.
Kaylor, Danville	71	277	46	108	147	22	7	1	28	7	.390
Kommers, Springfield	60	248	47	88	128	10	3	8	20	5	.355
Flannagan, Decatur	131	511	94	180	241	17	16	4	24	19	.352
Flack, Peoria	117	446	82	157	208	26	13	..	42	9	.352
Wakefield, Springfield	129	479	78	165	223	39	5	3	18	4	.344
H. Darringer, Dubuque	137	504	93	173	249	36	8	8	41	9	.343
Hackett, Quincy	14	24	3	8	9	1	..	..	..	2	.333
Bromwich, Danville	137	476	74	152	220	26	15	4	32	24	.319
Becker, Danville	52	179	37	57	77	12	1	2	7	8	.318
Wolfe, Quincy	33	107	14	34	44	4	..	2	9	2	.318
Clemmens, Davenport	59	209	36	66	91	6	5	3	19	8	.316
Wallace, Danville	124	468	61	146	193	26	6	3	23	21	.312
White, Danville	136	497	63	152	200	30	6	2	12	19	.306
Graham, Danville	53	193	33	59	88	13	5	2	13	10	.306
Duggan, Decatur	123	433	57	132	161	15	4	2	21	19	.305
Seibert, Dubuque	84	250	35	76	105	16	5	1	19	7	.304
Biltz, Decatur	136	481	72	146	215	30	9	7	12	14	.304
Reed, Danville	108	431	78	129	172	20	10	1	7	14	.299
R. Darringer, Dubuque	93	345	57	103	130	10	7	1	33	6	.299
Holke, Davenport	118	470	66	139	178	24	6	1	19	14	.296
Staley, Danville	138	534	68	157	193	22	7	..	27	16	.294
Delano, Dubuque	19	47	6	14	16	2	..	..	..	5	.292
Koepping, Davenport	130	429	70	125	169	24	7	2	31	35	.291
Walsh, Danville	14	31	4	9	10	1	..	..	..	4	.290
Baird, Springfield	135	489	68	141	201	24	6	8	25	1	.288
Jude, Dubuque	137	539	92	155	225	24	8	10	22	2	.288
Lynch, Decatur	122	444	86	129	181	13	9	7	23	24	.291
Vogel, Danville	118	414	78	119	176	16	16	3	35	33	.287
Ward, Quincy	123	449	64	128	174	19	6	5	27	16	.285
Lucas, Bloomington	61	232	22	66	54	7	4	1	7	3	.284
Scherer, Decatur	135	541	47	153	224	19	11	10	6	6	.283
Hartford, Bloomington	137	519	78	147	176	16	2	3	21	10	.283
Craig, Bloomington	46	156	25	44	49	5	..	..	12	16	.283
Erlewine, Dubuque	138	355	57	100	131	16	6	1	28	20	.283
Agnew, Quincy	12	39	5	11	14	3	..	..	..	2	.282
Billings, Quincy	103	357	54	100	144	20	6	4	16	16	.280
Swanson, Dubuque	116	403	59	113	159	23	4	5	18	19	.280
J. Duggan, Bloomington	15	43	..	16	19	1	1	..	..	7	.279
Vinson, Bloomington	135	467	65	130	191	18	14	5	7	10	.278
Beatty, Dubuque	138	508	79	141	192	22	13	1	34	29	.278
Boucher, Dubuque	124	425	38	118	151	22	4	1	26	20	.278
Flaherty, Davenport	133	486	63	134	182	21	12	1	15	30	.276
Collins, Quincy	103	370	43	101	144	14	7	5	18	23	.273
Donica, Decatur	35	122	12	33	41	8	..	..	6	11	.270
Lister, Bloomington	128	441	45	119	165	20	10	2	22	27	.270
Clayton, Springfield	123	441	57	118	140	12	2	2	22	6	.268
Suttles, Bloomington	14	45	6	12	18	2	2	..	3	1	.267
Wheeler, Springfield	60	226	26	60	78	8	1	4	21	11	.265
Chapman, Danville	41	115	14	30	34	4	..	..	5	..	.261
Neer, Peoria	124	398	53	104	150	19	9	3	24	32	.261
Waring, Peoria	26	77	11	20	30	5	1	1	..	1	.260
Jolly, Springfield	31	112	19	29	32	3	..	..	8	7	.259
H. Keupper, Bloomington	27	54	..	14	19	5	..	..	3	..	.259
Desmond, Peoria	51	167	12	43	57	8	3	..	5	9	.257
Wolfe, Springfield	36	16	32	44	56	7	1	1	4	7	.256
O'Leary, Davenport	42	129	12	33	49	6	5	..	4	4	.256
Erloff, Bloomington	101	370	20	94	141	9	10	6	7	3	.254
Ohland, Davenport	31	103	16	26	32	4	1	..	3	5	.252
Coleman, Davenport	45	136	12	34	42	7	1	..	6	3	.250
Kerwin, Quincy	138	526	72	131	179	15	9	5	22	24	.249
Regan, Peoria	48	157	16	39	46	3	2	..	5	14	.248
Jackson, Bloomington	122	447	66	111	151	13	9	3	10	13	.248
Golvin, Quincy	138	494	68	122	182	22	10	6	15	47	.247
Meyers, Quincy	24	65	3	16	23	3	2	..	1	2	.246

## INDIVIDUAL BATTING—(Continued).

Name and Club.	G.	AB.	R.	H.	TB.	2B.	3B.	HR.	SB.	SH.	PC.
Turner, Quincy .....	112	383	28	94	117	13	5	..	14	8	.245
Isaacs, Dubuque .....	137	477	81	117	166	22	6	5	35	35	.245
Marks, Bloomington .....	37	110	12	27	38	6	1	1	2	4	.245
Sergeant, Springfield .....	25	90	10	22	29	1	2	..	1	5	.244
Kahl, Quincy .....	134	489	67	119	159	23	4	3	14	23	.243
Calhoun, Danville .....	98	370	41	90	123	19	7	..	9	4	.243
Barnes, Davenport .....	48	145	10	35	36	1	..	..	3	1	.241
De Lave, Springfield.....	50	158	19	38	57	8	1	3	1	5	.241
Dyer, Decatur .....	63	154	26	37	61	9	3	3	3	..	.241
Willis, Quincy .....	54	159	14	38	47	7	1	..	3	4	.240
Lofton, Springfield .....	139	495	85	117	175	12	5	12	11	31	.237
Schroeder, Springfield .....	62	194	12	46	54	6	..	1	3	4	.237
Miller, Quincy .....	23	55	4	13	14	1	..	..	6	2	.236
Blake, Decatur .....	134	500	65	118	163	16	7	5	22	26	.236
Carrigan, Davenport .....	134	464	55	109	148	16	10	1	33	24	.235
Couchman, Davenport .....	11	34	6	8	8	..	..	..	1	..	.235
Moore, Peoria .....	38	128	12	30	39	7	1	..	6	3	.234
Falk, Danville .....	125	476	62	111	161	21	7	5	20	20	.233
H. Keupper, Bloomington.....	70	214	22	50	69	9	5	..	7	1	.233
Conger, Quincy .....	135	448	68	104	139	21	7	..	20	18	.232
Prendegast, Peoria .....	47	135	10	31	34	1	1	..	6	..	.230
Schall, Peoria .....	12	35	..	8	10	2	..	..	..	..	.229
Burgwald, Springfield .....	138	457	42	104	141	16	6	3	11	5	.228
Ohlin, Danville .....	133	457	50	104	162	12	14	6	13	16	.228
Quiesser, Springfield .....	105	347	19	79	95	13	..	1	23	5	.228
Green, Springfield .....	26	84	10	19	22	3	..	..	3	..	.226
Sullivan, Peoria .....	46	173	13	28	41	6	2	1	3	10	.225
O'Brein, Peoria .....	116	397	46	89	111	14	4	..	7	2	.224
Fountain, Peoria .....	138	515	80	115	150	14	9	1	27	26	.223
Booe, Springfield .....	17	63	10	14	16	2	..	..	5	1	.222
Gorman, Decatur .....	93	356	45	77	92	9	3	..	18	19	.216
McNeeley, Decatur .....	69	177	20	38	52	6	1	2	3	1	.215
McCormick, Peoria .....	41	126	14	27	38	5	3	..	4	2	.214
Cann, Peoria .....	18	47	3	9	9	..	..	..	..	..	.209
Kelly, Bloomington .....	125	411	44	85	116	14	7	1	28	6	.207
Walsh, Peoria .....	125	435	57	90	107	7	5	..	5	12	.207
Ludwig, Springfield .....	87	263	33	54	70	9	2	1	12	9	.206
Yelle, Peoria .....	108	360	18	73	88	7	4	..	5	7	.204
Walliser, Peoria .....	63	220	16	44	55	3	4	..	9	13	.200
Flemming, Springfield .....	17	60	4	12	17	..	1	1	..	2	.200
Donnelly, Springfield .....	18	56	4	11	11	..	..	..	..	..	.196
Middleton, Springfield .....	52	159	11	31	39	5	..	1	6	1	.195
Bluejacket, Bloomington .....	41	134	10	23	31	3	1	..	3	1	.194
Mertens, Quincy .....	12	36	2	7	8	1	..	..	1	1	.194
Kaiser, Decatur .....	40	83	8	16	19	1	1	..	1	..	.193
Breitenstein, Danville .....	74	265	46	51	57	6	..	..	14	5	.193
Seaman, Dubuque .....	44	137	22	26	32	4	1	..	4	2	.192
Hilliard, Decatur .....	10	32	1	6	13	..	2	1	1	1	.188
Malloy, Peoria .....	39	116	5	21	29	3	1	1	..	1	.181
Mack, Bloomington .....	88	320	31	58	65	4	1	..	32	12	.181
Lelivelt, Springfield .....	18	50	7	9	12	..	..	1	..	..	.180
Donley, Davenport .....	11	28	..	5	5	..	..	..	2	..	.179
Jasper, Dubuque .....	24	67	9	12	16	2	1	..	3	1	.179
Lamline, Dubuque .....	31	86	4	15	20	1	2	..	4	4	.174
Peters, Davenport .....	67	207	15	36	44	6	1	..	14	4	.174
Neal, Danville .....	35	99	10	17	24	4	1	..	6	1	.172
Lakaff, Decatur .....	37	96	7	16	23	3	2	..	4	1	.166
Hendrix, Davenport .....	40	101	8	16	20	1	1	..	12	1	.158
Witte, Danville .....	45	115	11	18	30	3	3	..	4	1	.157
Gregg, Dubuque .....	39	89	8	13	15	2	..	..	1	5	.146
Mathes, Decatur .....	14	41	7	6	9	1	1	..	2	1	.146
Syfert, Bloomington .....	24	24	55	7	8	12	2	1	4	..	.145
Tretter, Quincy .....	43	111	14	16	22	1	1	1	5	2	.144
Vyscocol, Quincy .....	27	70	7	10	11	1	..	..	3	1	.143
Selby, Danville .....	26	77	8	11	15	2	1	..	2	1	.143

INDIVIDUAL BATTING—(Continued).

Name and Club.	G.	AB.	R.	H.	TB.	2B.	3B.	HR.	SB.	SH.	PC.
Main, Danville .....	33	71	9	10	10	..	..	..	4	1	.141
Crouch, Davenport .....	31	75	8	10	15	1	2	..	3	..	.133
Spicer, Davenport .....	18	54	7	7	15	2	3	..	5	5	.130
Alberts, Peoria .....	36	93	6	12	13	1	..	..	3	..	.129
Kohl, Bloomington .....	15	56	7	7	9	2	..	..	3	2	.125
Harper, Decatur .....	36	90	3	9	9	..	..	..	3	..	.100
Beeson, Peoria .....	28	90	7	9	11	2	..	..	5	1	.100
Roberts, Springfield .....	11	26	2	2	2	..	..	..	..	..	.097
Miller, Dubuque .....	13	27	..	2	2	..	..	..	1	..	.074

CLUB BATTING.

Club.	G.	W.	L.	T.	AB.	R.	H.	2B.	3B.	HR.	TB.	SH.	SB.	BB.	PC.
Dubuque .....	138	74	63	1	4413	633	1173	201	73	29	1607	175	309	409	.266
Danville .....	139	71	66	2	4527	583	1203	206	61	27	1612	193	196	341	.266
Decatur .....	138	68	69	1	4566	616	1198	174	75	41	1645	189	162	463	.262
Davenport .....	137	68	67	2	4375	569	1129	182	81	18	1527	229	212	431	.258
Springfield .....	139	66	71	2	4497	573	1143	175	34	59	1565	152	169	351	.254
Quincy .....	140	80	60	..	4495	584	1108	176	66	30	1506	200	219	441	.247
Bloomington .....	137	65	71	1	4311	501	1052	139	83	25	1432	206	160	360	.244
Peoria .....	138	56	81	1	4452	482	1032	150	62	7	1327	144	209	352	.232

INDIVIDUAL FIELDING.

FIRST BASEMEN.

Name and Club.	G.	PO.	A.	E.	PC.	Name and Club.	G.	PO.	A.	E.	PC.
Vinson, Bloom.....	124	1372	116	15	.990	Wakefield, Spring..	129	1087	78	22	.981
Holke, Davenport..	118	1206	57	16	.987	Lister, Bloomington	18	91	37	3	.977
Staley, Danville....	138	1299	77	22	.984	Beeson, Peoria.....	28	185	9	13	.937
Golvin, Quincy.....	138	1382	79	25	.983	Duggan, Decatur...	123	1017	67	17	.915
Beatty, Dubuque...	138	1409	94	26	.982	Neer, Peoria.....	124	1176	77	29	.900

SECOND BASEMEN.

Koepping, Dav.....	130	335	364	31	.958	Erlewein, Dubuque..	138	354	375	51	.935
Kahl, Quincy.....	134	333	405	35	.955	McCormick, Peoria..	41	60	95	11	.934
Lister, Bloomington.	110	261	255	25	.954	Wheeler, Springfield	60	158	145	15	.931
Vogel, Danville.....	118	396	341	38	.951	Kohl, Bloomington..	15	53	35	10	.926
McGee, Danville.....	24	51	69	7	.945	Blake, Decatur.....	134	396	302	36	.917
Walliser, Peoria.....	63	185	194	23	.943	Miller, Peoria.....	48	72	70	24	.855

THIRD BASEMEN.

Richards, Quincy....	10	13	22	2	.946	Bromwich, Dav.....	137	154	225	34	.916
Lynch, Decatur.....	122	169	309	32	.937	Turner, Quincy.....	112	111	166	26	.914
Isaacs, Dubuque.....	137	139	311	31	.935	Walsh, Peoria.....	125	157	180	34	.908
Kelly, Bloomington.	125	151	187	27	.926	Baird, Springfield...	135	191	239	36	.903
White, Danville.....	136	143	192	29	.920	Biltz, Decatur.....	27	34	43	16	.828

SHORTSTOPS.

Hartford, Bloom....	137	230	390	38	.942	Falk, Danville.....	125	258	324	68	.895
Burgwald, Spring....	138	311	318	52	.942	Reed, Davenport....	108	215	228	56	.886
Conger, Quincy.....	135	224	408	54	.921	Desmond, Peoria....	51	46	105	24	.863
R. Darringer, Dub...	93	197	284	47	.910	Spicer, Davenport...	18	37	38	12	.862
Fountain, Peoria....	138	308	409	75	.905	Gorman, Decatur....	93	182	203	63	.859
Donica, Decatur....	35	58	57	13	.900	Moss, Dubuque.....	17	29	31	11	.817

OUTFIELDERS.

Wolfe, Springfield...	10	8	2	..	1000	Collins, Quincy.....	103	191	16	4	.981
Sergeant, Springfield	16	22	4	..	1000	Mack, Bloomington..	88	198	10	4	.981
Donnelly, Springfield.	18	27	3	..	1000	Flaherty, Davenport	127	245	17	6	.978
Booe, Springfield....	17	35	4	..	1000	Kommers, Spring....	60	111	15	3	.977
Loften, Springfield..	139	276	26	4	.984	Wallace, Danville...	124	264	21	8	.973
Craig, Bloomington.	46	102	6	2	.982	Schroeder, Spring...	25	63	7	2	.972

## INDIVIDUAL FIELDING—OUTFIELDERS—(Continued).

Name and Club.	G.	PO.	A.	E.	PC.	Name and Club.	G.	PO.	A.	E.	PC.
Becker, Davenport..	52	95	6	3	.971	Scherer, Decatur.....	135	209	27	18	.937
Biltz, Decatur.....	109	263	27	8	.969	Kerwin, Quincy.....	138	215	19	16	.936
Sullivan, Peoria.....	43	98	6	3	.968	Suttles, Bloomington	14	18	11	2	.936
Carrigan, Davenport.	134	269	22	10	.967	Swanson, Dubuque...	116	195	16	15	.934
Clemmens, Dav.....	59	100	15	4	.966	Hilliard, Decatur....	10	14	..	1	.933
Ward, Quincy.....	116	249	36	11	.963	Ohlin, Danville.....	133	230	36	19	.931
Lucas, Bloomington.	60	90	6	4	.960	Moore, Peoria.....	71	100	11	9	.923
Flack, Peoria.....	117	214	18	10	.959	Kaylor, Danville....	71	100	11	9	.923
Flemming, Spring...	17	37	1	2	.950	Breitenstein, Dan....	74	97	34	11	.922
Scanlon, Peoria.....	28	41	3	2	.957	Flannagan, Decatur.	131	224	17	8	.911
Mertens, Quincy.....	12	21	..	1	.955	Ohland, Davenport..	31	35	3	4	.905
Jackson, Bloom.....	122	227	19	12	.952	Calhoun, Danville....	98	215	12	24	.904
Clayton, Springfield.	123	333	156	29	.944	Regan, Peoria.....	48	63	14	9	.895
Graham, Danville....	53	99	3	6	.944	Jude, Dubuque.....	137	190	15	13	.894
Jolly, Springfield ..	31	51	2	3	.944	Henry, Quincy.....	13	12	1	3	.815
H. Darringer, Dub..	137	229	83	20	.940						

## PITCHERS.

J. Duggan, Bloom...	15	7	36	..	1000	Crouch, Davenport...	31	9	83	5	.948
Roberts, Springfield.	11	2	11	..	1000	Vyscocol, Quincy.....	27	4	67	4	.947
De Lave, Spring.....	37	32	69	1	.990	Barnes, Davenport...	47	12	109	8	.942
Dyer, Decatur.....	63	53	101	4	.988	Neal, Danville.....	35	14	84	6	.942
Lelivelt, Springfield.	18	9	57	1	.985	Tretter, Quincy.....	43	21	102	8	.939
Bluejacket, Bloom...	41	12	117	3	.977	Harper, Decatur.....	36	19	68	6	.935
Selby, Danville.....	26	1	86	2	.977	Malloy, Peoria.....	39	4	96	7	.934
Walsh, Danville.....	14	2	36	1	.974	Chapman, Danville..	41	14	66	6	.930
Couchman, Dav.....	11	6	29	1	.972	Middleton, Spring...	52	19	129	12	.925
Hendrix, Davenport.	40	11	87	3	.970	Alberts, Peoria.....	36	11	84	8	.922
Gregg, Dubuque.....	39	17	109	4	.969	Meyers, Quincy.....	23	6	41	4	.921
Seaman, Dubuque...	44	18	121	5	.965	Syfert, Bloomington	27	7	32	4	.907
Delano, Dubuque....	19	3	50	3	.962	Lakaff, Decatur.....	37	5	66	4	.906
Pickett, Bloom.....	17	5	43	2	.960	Donley, Davenport...	11	3	26	3	.906
Prendegast, Peoria..	47	8	89	4	.960	Miller, Quincy.....	22	7	39	5	.902
Witte, Danville.....	45	10	108	5	.959	Gray, Decatur.....	13	5	20	3	.900
Lamline, Dubuque..	31	14	94	5	.956	Jasper, Dubuque....	24	4	66	7	.893
Willis, Quincy.....	47	27	101	6	.955	Cann, Peoria.....	18	4	32	7	.837
Kaiser, Decatur.....	40	15	71	4	.955	Royer, Springfield...	12	3	19	6	.777
Marks, Bloomington.	37	20	104	6	.954						

## CATCHERS.

Schall, Peoria.....	12	36	11	..	1000	Coleman, Davenport.	45	223	54	9	.969
Vinson, Bloom.....	11	46	12	..	1000	Fox, Quincy.....	14	35	19	2	.964
O'Leary, Davenport.	42	197	46	3	.988	H. Keupper, Bloom.	70	296	73	14	.963
Waring, Peoria.....	43	128	33	2	.987	Peters, Davenport...	67	315	95	16	.961
Erloff, Bloom.-Dan..	101	588	106	11	.984	Yelle, Peoria.....	108	438	154	24	.961
O'Brein, Decatur....	116	650	186	16	.981	Wolfe, Quincy.....	33	63	20	4	.954
Quiesser, Springfield	105	434	145	12	.977	Main, Danville.....	33	101	19	6	.952
Ludwig, Springfield.	87	436	82	12	.977	Boucher, Dubuque...	134	635	62	19	.945
Agnew, Quincy.....	12	58	11	2	.972	Wolfe, Springfield...	17	93	19	7	.941
Green, Springfield...	26	145	47	6	.970	Seibert, Dubuque....	72	82	29	16	.930
Billings, Quincy.....	103	456	164	19	.970	McNeeley, Decatur..	69	212	58	13	.922

## CLUB FIELDING.

Club.	G.	DP.	PB.	PO.	A.	E.	PC.
Bloomington .....	137	72	6	3548	1664	215	.960
Quincy .....	140	80	8	3635	1862	235	.959
Danville .....	139	64	7	3663	1886	260	.955
Davenport .....	137	77	11	3599	1671	259	.953
Springfield .....	139	77	6	3591	1722	265	.952
Dubuque .....	138	58	12	3637	1881	281	.952
Decatur .....	138	69	2	3605	1604	273	.950
Peoria .....	138	67	9	3596	1757	338	.941

PITCHERS' RECORDS.

Name and Club.	G.	IP.	Opp.			HB.	BB.	SO.	WP.	W.	L.	PC.
			AR.	H.	R.							
Tretter, Quincy.....	37	280 1-3	1056	216	87	10	57	162	7	22	9	.710
Lamline, Dubuque.....	30	236 2-3	885	194	94	7	102	165	6	18	8	.692
Willis, Quincy.....	32	268 1-3	1018	216	98	7	81	96	3	20	9	.690
Dyer, Decatur.....	45	289	1105	267	134	32	105	157	2	21	10	.677
Jasper, Dubuque.....	20	170 1-3	625	119	61	7	71	167	15	13	6	.674
Barnes, Davenport.....	34	267 1-3	995	240	108	20	61	126	4	20	10	.667
Kaiser, Decatur.....	43	249 1-3	933	190	128	20	96	128	7	20	11	.645
Bluejacket, Bloom.....	43	353	1277	284	117	15	80	198	5	23	13	.639
Donley, Davenport.....	11	85	323	84	26	1	25	39	2	10	6	.625
Lelivelt, Springfield....	19	135	496	108	54	2	35	68	2	10	6	.625
Witte, Danville.....	45	316	1147	293	139	17	118	150	18	21	13	.618
Miller, Quincy.....	22	155	617	142	64	6	59	67	4	11	7	.611
Snyder, Quincy.....	7	45 2-3	168	34	21	2	13	9	2	3	2	.600
Renner, Springfield.....	6	45 1-3	161	42	24	3	23	28	2	3	2	.600
Vyscocil, Quincy.....	29	213 1-3	824	197	76	5	45	84	1	13	9	.591
Neal, Davenport.....	35	264 2-3	1038	265	116	7	43	137	1	17	13	.567
Keupper, Bloomington..	27	177 2-3	650	156	66	3	382	98	3	11	9	.559
Delano, Dubuque.....	19	128 1-3	527	138	75	10	41	68	3	7	6	.530
Meyers, Quincy.....	19	148	562	126	55	6	47	45	1	8	7	.533
Duggan, Bloomington...	15	111 2-3	431	119	49	4	44	31	3	8	7	.533
Middleton, Springfield..	51	367 1-3	1352	351	167	11	109	194	4	21	19	.525
Selby, Danville.....	26	216 2-3	776	210	95	12	81	102	3	12	11	.522
Gregg, Dubuque.....	37	257 1-3	983	257	138	16	116	107	5	16	15	.510
Crum, Springfield.....	10	51 1-3	186	40	23	3	28	27	..	3	3	.500
Grogan, Peoria.....	9	59	224	69	33	3	28	27	2	4	4	.500
Wideman, Peoria.....	7	39	154	39	27	2	9	11	..	2	2	.500
Crouch, Davenport.....	31	210	705	201	104	18	81	110	4	12	12	.500
Hendrix, Davenport....	41	319 1-3	1162	288	113	4	63	186	4	18	20	.474
De Lave, Springfield...	20	133 1-3	513	133	67	2	44	66	2	6	7	.462
Prendegast, Peoria.....	42	320 2-3	1156	274	131	7	114	192	3	17	20	.459
Gray, Decatur.....	13	80 2-3	304	68	45	11	42	39	2	5	6	.455
Couchman, Davenport..	12	93	351	83	41	2	62	61	1	5	6	.455
Malloy, Peoria.....	40	276	1078	246	137	16	84	21	5	13	16	.448
Alberts, Peoria.....	36	273 1-3	1072	275	145	12	83	142	8	14	16	.438
Seaman, Dubuque.....	49	346	1291	323	166	14	112	153	5	18	24	.429
Schroeder, Springfield..	37	243	916	230	123	8	85	141	2	12	16	.428
Marks, Bloomington...	36	180	1027	236	133	7	103	168	5	14	21	.400
Harper, Decatur.....	40	253 2-3	900	222	110	17	118	159	3	10	15	.400
Mercer, Springfield.....	7	47 1-3	177	42	32	8	35	26	..	2	3	.400
Chapman, Danville.....	32	203 1-3	788	208	103	5	51	54	3	10	16	.385
Hirsch, Davenport.....	10	65 1-3	235	47	34	2	42	33	4	3	5	.378
Ukanavidge, Danville..	13	71 1-3	273	79	42	6	35	19	1	3	5	.375
Roberts, Springfield....	11	56	222	59	37	6	36	20	2	3	5	.375
Ferrias, Davenport.....	10	68	257	75	38	7	18	26	3	3	5	.375
Miller, Peoria.....	15	82	323	80	40	5	41	37	..	3	5	.375
Pickett, Bloomington...	20	129	412	145	84	12	45	51	2	6	11	.353
Cooper, Davenport.....	7	59 2-3	232	71	32	1	21	27	..	2	4	.333
Cann, Peoria.....	18	141	539	155	99	2	61	77	6	5	13	.278
Royer, Quincy.....	13	71 1-3	283	73	41	4	16	25	4	2	9	.273
Lakoff, Decatur.....	41	248 1-3	1040	257	124	9	55	153	3	9	24	.273
Walsh, Danville.....	14	98 2-3	395	124	75	9	23	35	1	3	8	.273
Vaught, Springfield....	5	36 2-3	149	45	24	1	10	15	1	1	4	.200
Betts, Springfield.....	6	39 2-3	137	31	20	4	31	12	..	1	4	.200
Selbach, Peoria.....	8	51	200	57	48	3	32	18	4	1	5	.166

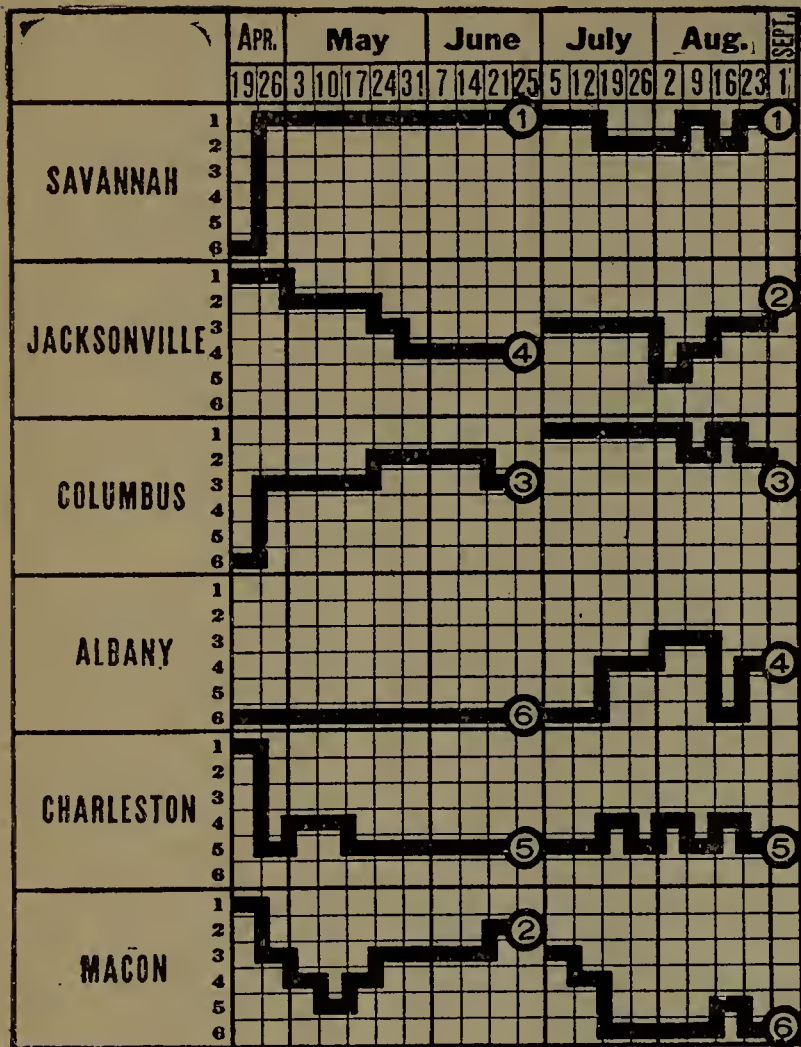
Indiana-Illinois-Iowa League—Davenport defeated Danville in fourteen innings, June 22.

Indiana-Illinois-Iowa League—Middleton of Springfield shut out Decatur with only one hit, July 3.

Indiana-Illinois-Iowa League—Pitcher Jasper of Dubuque struck out ten Davenport batsmen, June 1.

Indiana-Illinois-Iowa League—Pitcher Bluejacket of Bloomington held Peoria to one hit, August 7.

# South Atlantic League



Savannah outplayed Jacksonville as champion of the South Atlantic League in 1913, with Columbus the runner-up again and Albany in fourth place. The circuit, with but one exception, Charleston taking the place of Columbia, was the same as in 1912, and the season was a prosperous one. In the first half, which continued from April 17 to June 25, Savannah made a runaway race. The second half, however, from June 26 to September 1, was closely contested.

### CHAMPIONSHIP WINNERS IN PREVIOUS YEARS.

1904—Macon .....	.598
1905—Macon .....	.625
1906—Savannah .....	.637
1907—Charleston .....	.620
1908—Jacksonville .....	.694
1909—Chattanooga .....	.571
1910—Columbus .....	.588
1911—Columbus .....	.632
1912 { Jacksonville .....	.679
Columbus .....	.632
Play-off Jacks'v. ....	.800

### STANDING OF CLUBS AT CLOSE OF FIRST SERIES, JUNE 25, 1913.

Club.	Sav.	Mac.	C'bus.	Jack.	Char.	Alb.	Won.	Lost.	PC.
Savannah .....	..	7	7	8	10	11	43	14	.754
Macon .....	4	..	8	3	9	8	32	25	.561
Columbus .....	4	4	..	4	8	9	29	27	.518
Jacksonville .....	4	9	7	..	4	3	27	31	.466
Charleston .....	2	3	3	8	..	6	22	37	.373
Albany .....	0	2	2	8	6	..	18	37	.327

### STANDING OF CLUBS AT CLOSE OF SECOND SERIES, SEPT. 1, 1913.

Club.	Sav.	Jack.	C'bus.	Alb.	Char.	Mac.	Won.	Lost.	PC.
Savannah .....	..	3	8	8	9	7	35	24	.593
Jacksonville .....	7	..	7	5	5	9	33	27	.550
Columbus .....	4	5	..	7	6	9	31	28	.525
Albany .....	4	7	7	..	5	5	28	31	.475
Charleston .....	5	7	3	6	..	5	26	31	.456
Macon .....	4	5	3	5	6	..	23	35	.397

Post-season series unnecessary, Savannah winning both halves.

### INDIVIDUAL BATTING.

Name and Club.	G.	AB.	R.	H.	SH.	SB.	PC.
McLendon, Columbus .....	17	60	12	24	3	2	.400
Holden, Albany .....	48	184	35	67	5	24	.364
Reynolds, Macon .....	54	185	28	62	7	2	.335
M. Smith, Macon.....	35	110	10	35	4	1	.318
McMillan, Charleston .....	70	256	32	81	10	17	.316
Witter, Charleston .....	25	95	11	30	2	2	.316

## INDIVIDUAL BATTING—(Continued).

Name and Club.	G.	AB.	R.	H.	SH.	SB.	PC.
Baumgardner, Macon	62	229	30	72	10	21	.314
Handiboe, Savannah	120	465	67	146	10	25	.314
Weimer, Albany	45	159	17	49	4	3	.303
Prysock, Macon	118	400	65	119	20	20	.293
R. Riley, Macon	16	58	7	17	2	2	.293
Melchoir, Jacksonville	120	432	58	126	22	20	.292
Munn, Macon	116	445	42	130	14	3	.292
Nixon, Macon	92	331	47	95	17	20	.287
R. Hoffman, Jacksonville	113	420	50	120	9	20	.286
Menefee, Charleston	98	350	29	100	3	2	.286
Thompson, Columbus	110	403	51	115	24	27	.285
Gust, Savannah	120	435	37	123	22	17	.283
Dowell, Savannah	120	430	65	121	21	36	.281
Lindsey, Jacksonville	12	25	..	7	..	..	.280
Bitting, Charleston-Jacksonville	63	217	22	59	11	5	.272
Robertson, Savannah	44	125	8	34	3	..	.272
McDuff, Columbus	111	413	40	112	38	18	.271
Matthews, Macon	119	467	69	126	10	31	.270
Mayer, Savannah	120	465	55	125	20	34	.269
Thackam, Macon	26	67	10	18	..	1	.269
Folmar, Columbus	111	410	65	110	18	26	.268
Weir, Charleston	83	299	36	80	12	20	.268
Starr, Jacksonville	74	246	29	65	14	11	.264
Voss, Macon	58	201	17	53	4	3	.264
Brooks, Albany-Columbus	109	384	39	101	27	15	.263
Jackson, Columbus	114	414	43	109	12	8	.263
Winston, Charleston	122	421	41	111	21	22	.263
Fox, Columbus	115	403	30	105	10	13	.261
Colby, Albany	78	306	34	80	14	19	.261
Hurley, Charleston	18	69	4	18	..	2	.261
Herndon, Albany	91	320	47	83	14	21	.259
Wells, Albany	105	364	29	94	22	20	.258
Pool, Savannah	31	107	3	27	2	..	.252
Cueto, Jacksonville	98	346	39	85	21	10	.246
Kirby, Charleston	21	57	5	14	1	..	.246
Hoey, Charleston	113	408	29	100	21	23	.245
Herold, Macon	109	392	41	96	36	12	.245
Hanna, Albany	72	259	27	63	21	18	.243
W. Keating, Columbus	108	375	51	91	11	52	.243
McCleskey, Albany	120	449	57	109	12	13	.243
J. Hamilton, Charleston	27	95	11	23	6	5	.242
Chapple, Charleston	16	54	5	13	1	1	.241
Giebel, Savannah	118	393	42	95	12	11	.240
Zimmerman, Savannah	109	368	39	88	19	17	.239
Cruise, Jacksonville	63	220	26	52	5	3	.236
Champlin, Albany	13	51	4	12	2	1	.235
Beggans, Jacksonville	10	39	2	9	..	3	.231
Phalen, Albany	42	140	12	32	4	3	.228
Wortman, Savannah	120	434	57	99	16	42	.228
Humphreys, Cbs.-Macon-Cbs.	20	66	6	15	1	..	.227
McCormack, Columbus	49	154	5	35	1	4	.227
Durmeyer, Albany	88	311	29	70	9	10	.225
Fish, Albany	52	179	22	40	12	4	.224
Bope, Macon-Albany	24	72	12	16	4	1	.222
McManus, Albany	13	36	5	8	..	..	.222
Moore, Columbus-Charleston	112	408	50	89	15	36	.218
H. Wolfe, Albany-Jacksonville	60	206	21	45	9	6	.218
Krebs, Columbus-Jacksonville	105	336	15	73	13	3	.217
Kipp, Charleston	92	348	42	75	8	15	.216
Maurer, Jacksonville-Macon	91	329	24	70	12	9	.213
Carroll, Jacksonville	61	208	25	44	6	6	.212
Harris, Jacksonville	32	105	7	22	4	4	.210
Grover, Jacksonville	50	148	16	31	2	3	.209
Hartman, Jacksonville	12	43	1	9	1	1	.209
Berger, Macon	28	96	8	20	2	3	.203

INDIVIDUAL BATTING—(Continued).

Name and Club.	G.	AB.	R.	H.	SH.	SB.	PC.
Bremmerhoff, Albany .....	12	29	3	6	2	..	.207
Holt, Charleston .....	21	80	4	16	..	..	.200
Kuhlman, Albany .....	32	120	15	24	11	4	.200
Lowry, Albany .....	14	40	1	8	..	..	.200
O'Brien, Macon-Charleston .....	33	100	3	20	3	5	.200
E. White, Charleston.....	16	55	5	11	1	1	.200
Morrison, Macon .....	19	66	4	13	1	3	.197
Moses, Macon-Albany .....	36	112	8	22	1	2	.196
Pownall, Jacksonville .....	47	169	16	33	15	14	.195
Milan, Charleston .....	11	36	3	7	2	2	.194
Needhan, Charleston .....	40	155	14	30	4	6	.194
Potteiger, Charleston .....	10	36	3	7	2	1	.194
P. Reilly, Savannah.....	12	36	1	7	2	2	.194
E. Hoffman, Charleston .....	23	83	8	16	1	3	.193
Horten, Jacksonville .....	59	182	10	35	7	3	.192
Armstrong, Savannah .....	34	97	10	18	10	2	.186
Kunkel, Albany-Macon-Albany .....	18	65	7	12	2	2	.185
McGill, Macon .....	24	81	7	15	4	5	.185
Stewart, Jacksonville-Albany .....	20	54	2	10	1	..	.185
Lewis, Columbus .....	56	202	15	37	14	10	.183
E. Keating, Jacksonville-Charleston.	28	88	9	16	3	3	.182
Taylor, Charleston-Savannah-Macon..	24	64	1	12	3	..	.182
Clever, Jacksonville .....	25	83	4	15	9	1	.181
Morrow, Columbus-Albany .....	43	124	5	22	3	1	.177
Lipe, Savannah .....	112	354	54	62	50	17	.175
Baker, Columbus .....	48	132	8	23	1	5	.174
Martin, Macon .....	45	127	8	22	4	1	.173
J. Woolf, Albany-Charleston.....	21	64	1	11	3	..	.172
McLain, Columbus-Macon .....	15	47	5	8	5	..	.170
Howatt, Jacksonville .....	10	36	2	6	..	2	.167
W. White, Jacksonville .....	14	48	3	8	2	..	.167
Foster, Charleston .....	45	133	6	22	4	..	.165
Burmeister, Jacksonville .....	22	55	3	9	2	..	.164
Clunk, Charleston .....	12	37	3	6	3	..	.162
Chas. Smith, Jacksonville-Charleston	49	170	12	27	10	1	.159
Eldridge, Columbus-Charleston .....	37	104	3	16	3	..	.154
Klump, Jacksonville .....	44	163	17	25	7	3	.153
Foxworth, Charleston .....	16	53	3	8	1	3	.151
Weidell, Columbus .....	18	54	4	8	1	1	.148
Casey Smith, Charleston.....	25	93	5	13	3	2	.139
Morton, Albany .....	17	58	3	8	1	1	.138
Duggleby, Albany .....	30	73	7	10	2	..	.137
Wiley, Albany .....	10	30	2	4	1	..	.133
Adams, Savannah .....	34	103	5	13	4	1	.126
Ward, Columbus .....	21	61	7	7	2	2	.115
Wilder, Jacksonville .....	28	83	5	9	3	1	.108
Moran, Macon .....	13	41	4	4	3	..	.097
Burns, Macon .....	11	43	..	4	1	..	.093

Players who participated in less than ten games—Weller, Gordon, Guderger, Bowen, Day, Redding, Southern, Ridgway, Luhrsen, Hauser, T. Hawkins, Warwick, Goodman, Jones, Winchell, Manchester, Mack, J. Hawkins.

CLUB BATTING.

Club.	G.	AB.	R.	H.	SH.	SB.	PC.	Club.	G.	AB.	R.	H.	SH.	SB.	PC.
Macon ....	119	3865	441	1018	157	134	.263	Columbus..	121	3891	403	938	165	210	.236
Savannah..	120	3824	443	960	191	204	.251	Charleston.	123	3920	343	921	131	143	.235
Albany ...	120	3866	415	934	169	140	.242	Jacks'ville.	120	3567	334	799	157	113	.224

CLUB FIELDING.

Club.	G.	PO.	A.	E.	PC.	Club.	G.	PO.	A.	E.	PC.
Savannah .....	120	3292	1456	199	.960	Jacksonville .....	120	3007	1457	231	.951
Columbus .....	121	2889	1571	217	.954	Macon .....	119	3050	1520	264	.945
Albany .....	120	3138	1630	233	.953	Charleston .....	123	3255	1347	290	.941



INDIVIDUAL FIELDING.

FIRST BASEMEN.

Name and Club.	G.	PO.	A.	E.	PC.	Name and Club.	G.	PO.	A.	E.	PC.
Phalen, Albany.....	42	419	20	6	.987	Hoey, Charleston....	106	1022	66	22	.980
Brooks, Alb.-Cbs....	54	546	45	9	.985	Fox, Columbus.....	115	804	82	19	.979
Colby, Albany.....	10	108	9	2	.983	Munn, Macon.....	106	1017	64	27	.976
Gust, Savannah.....	118	1132	68	21	.983	Bope, Mac.-Alb.....	18	146	15	5	.970
Melchoir, Jack.....	119	1135	72	22	.982	Weir, Charleston....	10	82	6	5	.946

SECOND BASEMEN.

Cueto, Jacksonville.	39	135	121	5	.981	McMillan, Char.....	19	61	55	7	.943
P. Reilly, Savannah	10	18	30	1	.980	Zimmerman, Sav....	109	267	317	35	.943
Starr, Jacksonville..	49	137	113	7	.973	Needham, Char.....	40	74	107	12	.938
Brooks, Alb.-Cbs....	54	114	159	11	.961	Maurer, Jack.-Mac..	18	49	56	7	.937
Fish, Albany.....	51	112	145	12	.955	Moore, Cbs.-Char....	30	63	85	10	.937
McDuff, Columbus...	15	39	46	4	.955	H. Wolfe, Alb.-Jk...	40	121	105	17	.930
W. Keating, Cbs....	49	115	172	14	.954	E. Keating, Jk.-Ch..	14	37	35	7	.911
Prysock, Macon.....	103	329	309	32	.952	E. Hoffman, Char...	23	51	69	12	.909
Morton, Albany.....	16	23	46	4	.945						

THIRD BASEMEN.

Armstrong, Sav.....	10	8	15	1	.958	O'Brien, Mac.-Ch...	11	12	17	3	.906
Lipe, Savannah.....	112	119	158	15	.949	Klump, Jacksonville	38	44	94	19	.879
Starr, Jacksonville..	25	26	45	5	.934	Cueto, Jacksonville.	16	15	33	7	.873
J. Hamilton, Char..	25	46	52	7	.933	Bitting, Char.-Jack.	61	63	101	24	.872
McDuff, Columbus...	84	93	158	19	.930	Casey Smith, Char..	13	11	22	5	.868
Prysock, Macon.....	10	13	12	2	.926	Kuhlman, Albany...	30	40	51	15	.859
McCleskey, Albany.	87	93	138	20	.920	Holt, Charleston....	21	23	30	9	.855
Herold, Macon.....	109	95	221	28	.919						

SHORTSTOPS.

W. Keating, Cbs....	57	218	144	14	.963	Kipp, Charleston....	92	219	109	41	.889
Clever, Jacksonville	16	30	36	3	.957	Moore, Cbs.-Char....	80	139	223	46	.887
Durmeyer, Albany..	88	216	275	34	.935	H. Wolfe, Alb.-Jk..	17	42	48	13	.874
Wortman, Savannah	120	250	324	44	.929	Casey Smith, Char..	12	31	35	10	.868
Harris, Jacksonville	32	67	80	14	.913	Champlin, Albany...	13	20	48	12	.850
Maurer, Jack.-Mac..	73	140	228	42	.898	Pownall, Jack.....	22	32	55	18	.829
Baumgardner, Mac..	62	93	176	32	.894						

OUTFIELDERS.

Chapple, Charleston.	10	19	2	..	1000	Winston, Charleston	122	288	13	13	.959
Foxworth, Char.....	13	16	4	..	1000	Cruise, Jacksonville	62	136	8	7	.954
Horten, Jacksonville	29	35	3	..	1000	Nixon, Macon.....	91	187	14	10	.953
Kirby, Charleston...	16	18	..	..	1000	Baker, Columbus....	17	17	3	1	.952
Lewis, Columbus....	56	100	5	..	1000	McDuff, Columbus..	12	19	..	1	.950
McCleskey, Albany..	30	46	3	..	1000	R. Hoffman, Jack..	118	218	13	13	.947
Milan, Charleston...	10	13	1	..	1000	Weir, Charleston....	73	128	8	8	.944
Munn, Macon.....	11	8	1	..	1000	Clunk, Charleston...	12	28	2	2	.937
R. Riley, Macon....	16	13	3	..	1000	Matthews, Macon...	110	238	17	17	.937
M. Smith, Macon...	11	13	2	..	1000	Thompson, Cbs.....	35	65	9	5	.937
Colby, Albany.....	51	64	9	1	.986	Jackson, Columbus..	105	183	17	14	.934
Pownall, Jack.....	20	54	5	1	.983	Cueto, Jacksonville.	28	52	4	4	.933
McGill, Macon.....	24	48	..	1	.980	Witter, Charleston..	25	55	5	5	.923
Herndon, Albany....	89	180	17	5	.975	Folmar, Columbus..	111	194	21	19	.919
Hanna, Albany.....	72	130	7	4	.972	McMillan, Char.....	49	116	8	11	.919
Holden, Albany.....	48	121	11	4	.971	Hartman, Jack.....	12	11	..	1	.917
Dowell, Savannah...	120	270	12	9	.969	McLain, Cbs.-Mac...	15	28	2	3	.909
Handiboe, Savannah	120	244	21	9	.967	Carroll, Jacksonville	54	136	10	15	.907
McCormack, Cbs....	20	27	1	1	.965	Grover, Jacksonville	22	28	1	3	.906
Weimer, Albany....	45	74	8	3	.965	Moran, Macon.....	13	21	3	3	.889
Mayer, Savannah....	113	205	19	9	.961	O'Brien, Mac.-Char.	11	13	1	2	.875
Beggans, Jack.....	10	22	2	1	.960	Potteiger, Char.....	10	14	3	4	.810
Morrison, Macon....	19	23	1	1	.960	Voss, Macon.....	27	28	3	9	.775

INDIVIDUAL FIELDING—(Continued).

PITCHERS.

Name and Club.	G.	P.O.	A.	E.	P.C.	Name and Club.	G.	P.O.	A.	E.	P.C.
Gudger, Charleston.	5	1	15	..	1000	McCormack, Cbs....	29	18	81	5	.952
Horten, Jack.....	30	13	74	..	1000	Voss, Macon.....	23	12	68	4	.952
Kirby, Charleston...	5	2	12	..	1000	O'Brien, Mac.-Char.	13	7	26	2	.943
Adams, Savannah...	33	14	91	1	.991	Warwick, Jack.....	6	2	14	1	.941
Ward, Columbus....	21	11	43	1	.982	Martin, Macon.....	37	14	78	6	.939
J. Woolf, Alb.-Ch..	18	7	47	1	.982	Pool, Savannah.....	30	10	82	6	.939
Morrow, Cbs.-Alb...	36	14	108	3	.976	Stewart, Jack.-Alb..	20	6	51	4	.934
Luhrsen, Albany....	9	5	32	1	.974	Duggleby, Albany...	24	20	50	5	.933
Lindsey, Jacksonville	12	1	35	1	.973	Bremmerhoff, Alb..	9	5	21	2	.928
McManus, Albany...	11	2	34	1	.973	Robertson, Sav.....	41	14	87	8	.927
Armstrong, Sav.....	19	3	32	1	.972	M. Smith, Macon....	18	6	43	4	.924
Redding, Columbus.	9	3	31	1	.971	Moses, Mac.-Alb....	33	9	62	7	.910
Weidell, Columbus..	18	13	47	2	.968	Lowry, Albany.....	12	1	39	4	.909
Foster, Charleston..	37	11	77	3	.967	Winchell, Char.....	5	1	8	1	.900
Mayer, Savannah...	9	6	23	1	.967	Thackam, Macon....	19	5	39	5	.898
Burmeister, Jack...	22	3	46	2	.961	Wiley, Albany.....	10	1	25	3	.897
Chapple, Charleston.	7	3	21	1	.960	Baker, Columbus....	31	8	76	10	.894
Eldridge, Cbs.-Ch..	34	17	98	5	.958	Gordon, Macon.....	7	4	10	2	.875
Grover, Jacksonville	28	8	61	3	.958	Ridgway, Char.....	8	3	18	4	.840
Taylor, Ch.-Sa.-Ma.	21	2	41	2	.956	Weller, Albany.....	7	2	6	2	.800
Wilder, Jacksonville	28	6	57	3	.955						

CATCHERS.

Name and Club.	G.	P.O.	A.	E.	P.B.	P.C.	Name and Club.	G.	P.O.	A.	E.	P.B.	P.C.
Kunkel, A.-M.-A.	17	85	33	2	2	.983	Matthews, Macon	10	41	19	2	3	.968
Thompson, Cbs...	68	320	81	9	7	.978	Reynolds, Macon.	50	242	66	12	9	.962
Wells, Albany....	100	474	197	16	8	.977	Berger, Macon....	25	121	35	7	5	.957
Krebs, Cbs.-Jack.	96	452	106	16	6	.972	Menefee, Char....	98	470	115	29	6	.953
Chas. Smith, J-Ch.	49	220	58	8	..	.972	E. White, Char..	16	74	22	6	3	.941
Giebel, Savannah	118	686	162	25	6	.971	Hum'rys, Col.-M.	20	96	24	8	3	.938

PITCHERS' RECORDS.

Name and Club.	G.	IP.	Oppo.			HB.	BB.	SO.	WP.	Bk.	W.	L.	T.	P.C.
			AB.	H.	R.									
Mayer, Savannah ...	9	57-2	207	48	15	1	16	26	..	..	4	..	..	1000
Robertson, Sav.....	41	331-2	1155	211	54	9	86	235	2	2	28	8	2	.778
Gudger, Charleston..	5	46	163	32	7	..	6	19	..	..	3	1	1	.750
Luhrsen, Albany ...	9	83	290	60	12	1	17	42	2	..	6	2	1	.750
Armstrong, Sav.....	19	130	481	118	37	2	28	51	2	1	10	4	1	.714
Kirby, Charleston...	5	26-2	102	27	13	1	10	15	..	..	2	1	1	.667
Ward, Columbus ....	21	166-2	619	151	56	3	28	49	1	1	11	6	2	.647
Adams, Savannah ..	33	264-1	931	193	73	8	88	155	4	..	20	12	1	.625
McCormack, Cbs.....	29	242	875	201	76	21	60	109	4	..	16	10	1	.615
Burmeister, Jack....	22	156-1	566	128	44	11	33	66	2	..	11	7	..	.611
M. Smith, Macon...	18	133	558	150	85	6	36	54	3	1	9	7	..	.563
Pool, Savannah .....	30	264-1	955	221	84	5	54	108	2	1	15	13	2	.536
Grover, Jacksonville	28	206-2	715	132	63	9	68	123	4	..	13	12	..	.520
Wilder, Jacksonville	28	228-2	845	184	72	5	25	81	1	..	13	12	2	.520
Gordon, Macon.....	7	45-1	202	53	35	3	21	9	..	..	3	3	1	.500
Horten, Jacksonville	30	241-2	932	249	77	2	22	82	3	..	13	13	..	.500
Martin, Macon .....	37	277	1042	219	93	19	66	143	2	1	15	15	1	.500
Redding, Columbus..	9	79	269	64	22	7	20	38	..	..	4	4	1	.500
Ridgway, Charleston	8	64	248	64	29	1	27	28	..	..	4	4	..	.500
Thackam, Macon ...	19	136	543	134	67	5	70	45	3	..	8	8	1	.500
Voss, Macon .....	23	200	766	143	70	10	69	93	6	..	11	11	..	.500
Weidell, Columbus..	18	140-1	516	109	48	11	47	74	2	..	8	8	..	.500
Weller, Albany .....	7	37	145	35	19	3	30	15	2	..	2	2	..	.500
Moses, Mac.-Alb. ...	33	260-1	1106	240	102	5	72	95	8	1	14	15	2	.483
J. Woolf, Alb.-Ch..	18	151-2	582	150	59	5	25	66	..	..	8	9	..	.470
Foster, Charleston...	37	313-2	1122	240	94	6	48	160	1	1	16	19	1	.457
Lindsey, Jack. ....	12	76-2	277	72	42	4	27	26	1	..	4	5	3	.444
Wiley, Albany .....	10	90	301	68	21	1	23	47	..	..	4	5	1	.444

PITCHERS' RECORDS—(Continued).

Name and Club.	G.	IP.	Oppo.			HB.	BB.	SO.	WP.	Bk.	W.	L.	T.	PC.
			AB.	H.	R.									
Duggleby, Albany ..	24	163	633	190	85	7	36	52	1	..	7	9	2	.437
Baker, Columbus ..	31	252	931	219	103	9	68	123	2	1	13	17	1	.433
Morrow, Cbs.-Alb....	36	290	1059	273	101	13	69	105	2	1	13	17	2	.433
Stewart, Jack.-Alb..	20	148-1	556	156	70	6	32	39	5	..	6	9	..	.400
Taylor, Ch.-Sav.-Ma.	21	164	614	148	87	14	64	51	3	..	7	11	..	.389
Eldridge, Cbs.-Ch...	34	264-2	1035	264	111	2	43	121	1	..	10	16	3	.385
McManus, Albany...	11	76	292	97	59	3	43	21	1	..	3	6	2	.333
Warwick, Jack.....	6	41-1	156	46	23	3	15	20	2	1	1	3	..	.250
Winchell, Char.....	5	30-1	15	5	1	..	3	5	..	..	1	3	..	.250
Bremmerhoff, Alb...	9	52-2	194	38	31	4	33	27	3	..	1	4	1	.200
O'Brien, Mac.-Ch....	13	82-1	344	102	54	2	9	31	1	..	2	10	..	.167
Lowry, Albany .....	12	97	380	112	54	3	35	34	6	1	1	9	..	.100
Chapple, Charleston.	7	55	204	47	22	2	13	16	..	..	..	3	2	.000

Players who participated in less than five games—Dashner, Eidson, L. Hamilton, Hartner, Kelley, Muster, Nixon, O'Hearn, Payne, Pearce, Rehein, Stackhouse, Casey Smith, Treece, Vickery, Werner, Wings, Wood, Zellars.

South Atlantic League—Grover of Jacksonville struck ten Macon men out, June 3.

South Atlantic League—Ten Albany men struck out off Adams of Savannah, August 9.

South Atlantic League—Jacksonville defeated Macon, 2—1, in fourteen innings, May 3.

South Atlantic League—Grover of Jacksonville struck out twelve Macon men, August 5.

South Atlantic League—Thackam, Macon's pitcher, struck out ten Albany batsmen, May 9.

South Atlantic League—Columbus defeated Jacksonville, 5—3, in thirteen innings, May 14.

South Atlantic League—Albany and Savannah played a twelve-inning tie game, 6—6, June 2.

South Atlantic League—Savannah and Columbus played a twelve-inning tie game, 4—4, May 3.

South Atlantic League—Robertson of Savannah struck out ten Jacksonville batsmen, May 15,

South Atlantic League—Jacksonville won a sixteen-inning game from Savannah, 2—1, May 15.

South Atlantic League—Macon and Charleston played twelve innings, May 16, Macon winning, 2—1.

South Atlantic League—Neither Albany nor Savannah scored a run in a thirteen-inning game on August 8.

South Atlantic League—Charleston made only one hit off Duggleby, in a game won by Albany, 2—1, May 29.

South Atlantic League—Baker of Columbus struck out eleven Jacksonville batsmen, but the latter won, 3—1, April 26.

South Atlantic League—Fourteen innings were played by Albany and Savannah on April 26, Savannah winning, 4—3.

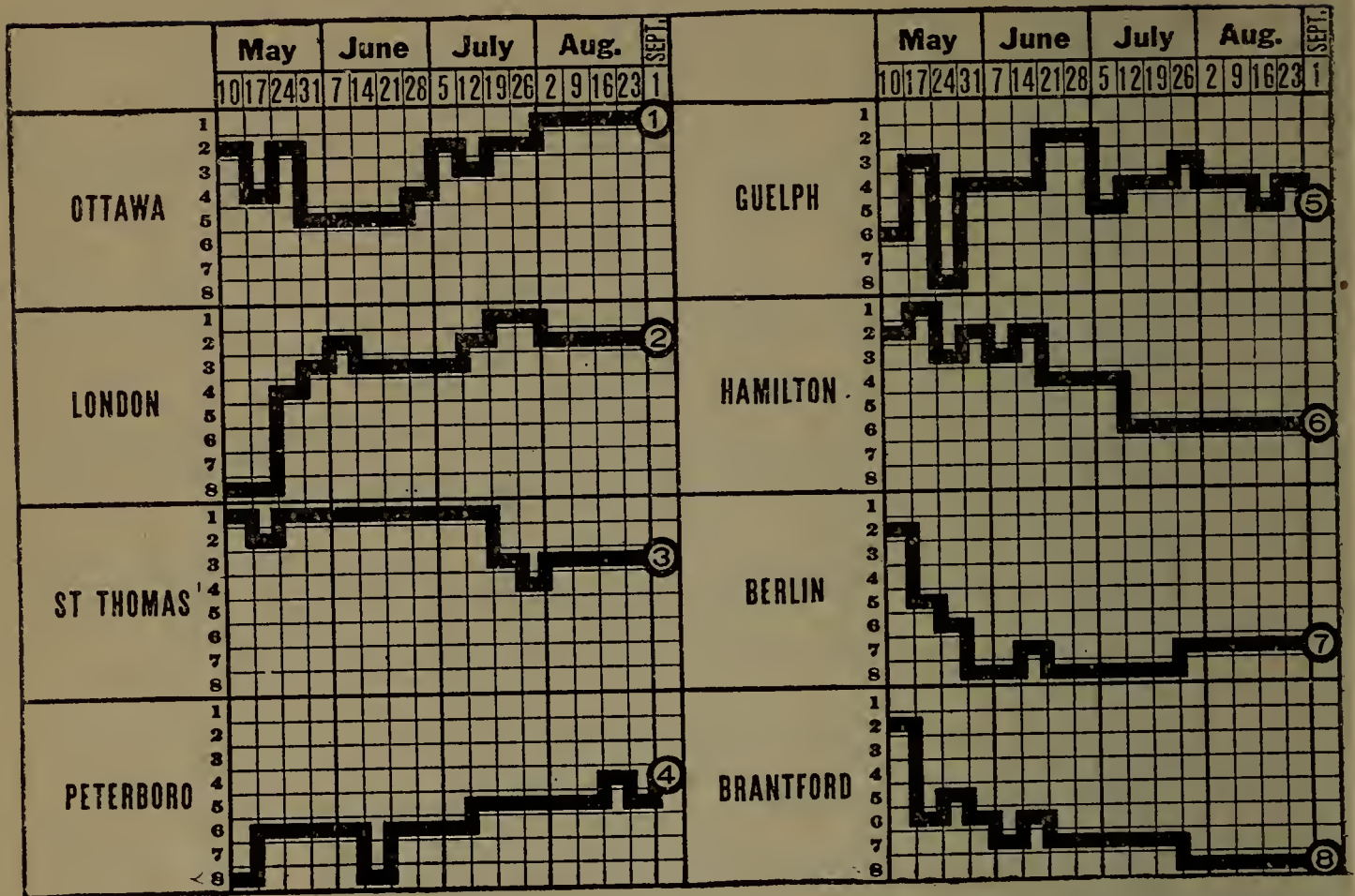
South Atlantic League—Thirteen innings and a tie, 4—4, was the result of the game between Columbus and Charleston, August 16.

South Atlantic League—Although Ridgeway of Charleston gave eight men bases on called balls, his team defeated Macon, 3—1, April 25.

South Atlantic League—Sixteen innings, with the score 2—2, was the record of the game played by Columbus and Charleston, June 3.

South Atlantic League—A triple play by Harris, Krebs, Bitting and Starr of Jacksonville was the feature of the game with Charleston, won by the latter, 3—2, August 2.

# Canadian League



After a close and exciting race between Ottawa and London from the start, May 7, to the finish, September 1, Ottawa, for the second successive year, won the championship of the Canadian League for 1913, by a percentage of .629 to .621 for London. The surprise of the season was the indifferent showing of Brantford, which brought up the rear, after being runner-up in 1912. Berlin, the league's first champion in 1911, and which finished sixth the following year, dropped one place lower in 1913. Hamilton dropped from third to fifth place, London advanced from fourth to second, St. Thomas finished third, two places better than the previous year, while Peterboro elevated itself from the tailender's position in 1912 to fourth place.

### STANDING OF CLUBS AT CLOSE OF SEASON.

Club.	Won.	Lost.	PC.	Club.	Won.	Lost.	PC.
Ottawa .....	66	39	.629	Guelph .....	54	49	.524
London .....	64	39	.621	Hamilton .....	52	52	.500
St. Thomas .....	56	48	.538	Berlin .....	38	66	.365
Peterboro .....	55	48	.534	Brantford .....	30	74	.288

### CHAMPIONSHIP WINNERS IN PREVIOUS YEARS.

1911—Berlin .....	.637	1912—Ottawa .....	.643
-------------------	------	-------------------	------

### INDIVIDUAL BATTING.

Compiled by J. P. Fitzgerald, President.

Name and Club.	G.	AB.	R.	H.	TB.	2B.	3B.	HR.	SB.	SH.	SO.	BB.	PC.
Schaeffer, Guelph .....	73	296	57	118	173	15	8	8	14	3	25	28	.398
Wright, Guelph .....	98	384	76	152	231	19	15	10	39	12	16	32	.396
Crowley, Guelph .....	24	39	6	14	21	2	1	1	..	5	4	7	.359
Dolan, Ottawa .....	99	360	51	129	162	17	2	4	18	13	20	35	.358
Corns, Hamilton .....	95	351	69	120	181	22	9	7	18	11	26	38	.342
Shaughnessy, Ottawa ....	102	385	79	131	172	21	7	2	37	23	23	30	.340
Rogers, Ottawa .....	91	342	62	115	174	18	16	3	25	7	25	21	.336

INDIVIDUAL BATTING—(Continued).

Name and Club.	G.	AB.	R.	H.	TB.	2B.	3B.	HR.	SB.	SH.	SO.	BB.	PC.
Neale, London .....	68	212	48	71	95	4	7	2	22	16	35	42	.335
Harris, Ottawa-Guelph ..	80	306	72	102	138	9	9	3	25	9	27	24	.333
Bierbauer, London .....	106	403	68	133	175	18	9	2	39	21	49	47	.330
Daniels, Guelph .....	35	102	12	33	38	3	1	..	2	5	19	6	.324
Trout, Peterboro .....	59	216	47	70	90	8	3	2	12	15	16	20	.324
Brundage, Brantford .....	33	136	27	44	59	9	..	2	..	5	23	8	.324
White, Berlin .....	79	261	35	84	103	19	..	..	8	11	22	28	.321
Ivers, Brantford .....	100	261	56	114	147	18	3	3	17	2	33	56	.316
Grogan, Hamilton .....	30	117	17	37	47	4	3	..	19	4	10	5	.316
Rowan, Peterboro .....	69	251	52	78	99	7	7	..	18	18	10	31	.311
Steiger, London .....	18	45	6	14	17	1	1	..	..	..	6	7	.311
Collins, Brantford .....	12	26	3	8	9	1	..	..	..	..	1	1	.308
Hilliard, Peterboro .....	92	332	66	102	163	23	10	6	5	10	58	58	.307
Renfer, Ottawa .....	51	114	15	35	44	3	3	..	5	6	22	8	.307
Ort, St. Thomas.....	92	306	38	94	117	19	2	..	23	25	28	23	.307
McAvoy, Berlin .....	79	294	35	89	122	14	4	..	10	8	26	11	.303
Fryer, Guelph .....	98	364	57	110	148	22	5	3	8	26	40	13	.302
Kustus, St. Thomas.....	105	396	57	119	177	25	12	3	13	31	49	23	.301
Killilea, Hamilton .....	77	278	59	83	113	8	8	2	18	10	30	32	.299
Kopp, St. Thomas.....	106	388	104	115	151	15	6	3	63	3	60	83	.296
Bullock, Berlin-Ottawa ..	92	339	59	100	121	11	2	2	20	9	27	39	.295
Bickers, Guelph .....	5	17	4	5	5	..	..	..	..	..	3	1	.294
Smith, Brantford .....	6	17	2	5	6	1	..	..	..	2	6	..	.294
Lage, Ottawa .....	100	376	48	110	152	25	7	1	22	13	58	21	.292
Deneau, London .....	94	296	40	86	118	25	2	1	18	23	71	36	.291
Stewart, London .....	103	379	57	109	140	19	5	1	13	13	29	46	.288
Kane, Ottawa .....	11	28	3	8	13	1	2	..	..	3	5	3	.286
Bramble, Berlin .....	57	120	13	34	44	4	..	2	1	4	18	6	.285
Fisher, Hamilton .....	82	282	33	80	108	11	4	3	4	10	38	28	.284
J. Murphy, Hamilton.....	96	328	31	92	105	11	1	..	11	7	67	28	.281
Dunn, Guelph .....	97	246	57	97	124	20	2	1	19	6	48	36	.280
Gilhooly, Hamilton .....	34	143	25	40	55	9	3	..	3	2	17	6	.280
Wright, St. Thomas.....	63	232	44	65	84	11	4	..	17	11	19	24	.280
Swartz, Peterboro .....	93	359	38	99	129	11	8	1	5	20	39	15	.276
Nelson, Brantford .....	50	181	12	50	59	5	2	..	2	7	21	6	.276
Linneborn, London .....	98	379	84	104	120	12	2	..	46	19	29	40	.274
Fox, Lon.-Ott.-Peterb. ...	38	132	30	36	57	3	6	2	8	9	27	27	.273
Slein, Brantford .....	79	302	26	82	100	11	2	1	10	7	30	14	.271
Stroh, Berlin .....	64	204	19	55	68	10	..	1	3	9	19	15	.270
Brant, Peterboro .....	93	352	69	95	125	14	5	2	14	6	44	50	.270
Cook, Guelph .....	84	312	44	83	91	5	..	1	10	14	23	29	.269
Teed, Hamilton .....	9	26	3	7	11	..	2	..	1	..	8	1	.269
Gadsby, St. Thomas.....	15	52	2	14	16	..	1	..	1	2	9	3	.269
Wiltse, Guelph .....	102	380	66	101	137	12	9	2	16	13	49	29	.266
Lee, Hamilton .....	32	94	14	25	28	1	1	..	3	1	6	15	.266
Thomas, Hamilton .....	19	64	9	17	17	..	..	..	..	3	2	7	.266
Hackbush, Brantford .....	10	34	2	9	12	3	..	..	..	1	1	3	.265
Forgue, St. Thomas.....	99	330	37	87	90	13	..	..	18	21	38	22	.264
Lamond, Brantford .....	88	280	31	73	99	13	5	1	2	8	44	23	.261
Coose, Brantford .....	88	283	34	74	105	16	6	1	9	4	50	15	.261
Callahan, Ottawa-Peterb.	23	96	18	25	38	4	..	3	14	4	20	9	.260
Gurney, St. Thomas.....	106	386	50	99	125	13	2	3	12	15	41	32	.256
McNeal, Peterboro .....	86	305	36	78	97	16	..	1	8	5	36	15	.256
Matteson, London .....	93	339	38	86	98	10	1	..	9	36	17	17	.254
Barton, Hamilton-St. T..	79	292	19	74	87	11	1	..	4	8	28	10	.253
Dinsmore, Berlin .....	102	344	50	87	110	12	4	1	26	14	31	51	.253
Dorbeck, Guelph .....	39	87	14	22	32	3	2	1	1	4	17	6	.253
Inker, St. Thomas.....	57	223	29	56	68	12	..	..	8	8	21	17	.251
Sterling, Peterboro .....	35	92	9	23	33	3	2	1	..	1	21	11	.250
Acheson, Berlin .....	10	24	3	6	8	..	1	..	..	..	5	4	.250
Tyson, Hamilton .....	78	284	33	71	96	3	5	4	12	5	32	13	.250
Dunlop, London .....	102	353	59	88	113	13	3	2	25	30	57	32	.249
Bradshaw, Berlin .....	39	125	17	31	38	5	1	..	2	4	11	5	.248
Byrne, Peterboro .....	78	291	37	72	86	9	1	1	9	13	19	10	.247
Rowe, Ottawa-Brantford.	71	247	36	61	70	7	1	..	6	19	27	29	.247
Brady, Guelph .....	33	130	19	30	47	3	3	2	4	7	33	15	.246
Powers, St. T.-Ottawa...	69	212	31	52	72	12	4	..	7	3	35	22	.245

## INDIVIDUAL BATTING—(Continued).

Name and Club.	G.	AB.	R.	H.	TB.	2B.	3B.	HR.	SB.	SH.	SO.	BB.	PC.
Sargent, Peterboro .....	40	140	15	34	41	3	2	..	1	5	31	8	.243
Behan, Guelph .....	103	395	42	96	130	14	4	4	10	13	60	11	.243
Thompson, Peterboro .....	57	206	30	50	64	8	3	..	8	11	44	21	.242
Wagner, Brantford .....	96	370	57	89	106	13	2	..	34	12	43	33	.241
Robertson, Ottawa .....	98	333	33	79	97	8	2	2	21	23	39	26	.237
Burns, Berlin .....	95	340	57	80	105	7	3	4	25	3	22	69	.235
Garlow, Hamilton .....	39	94	7	22	23	1	..	..	..	5	10	3	.234
Myers, London-St. T.....	79	254	38	59	68	5	2	..	22	10	28	40	.232
Keenan, Berlin-Brantford	82	324	35	75	83	3	1	1	10	8	24	20	.231
Reidy, London .....	56	152	31	35	45	3	2	1	11	16	25	17	.230
Smith, London .....	31	106	13	24	31	1	3	..	2	4	20	11	.226
Getsie, Berlin .....	87	306	34	69	80	6	1	1	14	13	25	14	.225
Tracey, Peterboro .....	35	102	13	23	29	3	..	1	..	3	25	8	.225
Sweeney, St. T.-Berlin...	79	305	38	68	87	10	3	1	12	14	41	16	.223
Tesch, Brantford .....	57	197	33	44	53	5	2	..	5	5	56	34	.223
Hughey, St. Thomas.....	5	9	1	2	2	..	..	..	..	..	1	6	.222
Beltz, Berlin .....	74	257	27	57	73	8	2	1	8	8	38	20	.221
Clement, St. Thomas.....	43	118	8	26	29	1	1	..	2	4	25	4	.220
Miller, Berlin .....	35	124	13	25	34	7	1	..	3	5	13	7	.219
Doherty, Hamilton .....	26	64	5	14	16	2	..	..	..	1	17	7	.219
Needham, Hamilton .....	68	257	37	56	62	4	1	..	10	5	16	25	.218
Clickenger, London .....	47	179	31	39	47	10	..	..	16	10	20	19	.218
Kirley, Guelph .....	20	51	13	11	15	2	1	..	1	2	11	1	.216
Crowder, Ottawa .....	39	136	21	29	37	6	1	..	6	16	13	17	.213
Heck, London .....	33	95	8	20	22	2	..	..	1	2	14	6	.211
Burrill, Brantford .....	50	171	18	36	45	4	1	1	3	6	19	21	.211
Kane, Brantford .....	39	125	12	26	30	4	..	..	4	6	20	14	.208
Smykal, Ottawa .....	69	215	31	42	56	6	4	..	13	13	43	23	.205
Barney, St. Thomas.....	20	73	10	15	23	5	..	1	..	10	5	5	.205
Stark, Guelph .....	24	64	6	13	14	1	..	..	1	1	20	10	.203
Powell, Brantford .....	26	69	5	14	15	1	..	..	1	3	8	4	.203
Totten, Peterboro .....	34	123	16	25	34	5	2	..	10	1	25	15	.203
Belding, Peterboro .....	24	65	8	13	17	2	1	..	1	3	16	..	.200
Chaput, London-Guelph ..	28	56	9	11	13	2	..	..	2	6	20	12	.197
Pagel, Guelph .....	14	56	5	11	14	3	..	..	2	3	7	1	.196
Baker, St. Thomas.....	27	82	5	16	22	4	1	..	..	2	47	..	.195
Lill, Ottawa-Brantford...	29	57	10	11	17	2	2	..	..	3	15	9	.193
Chapedlaine, P.-Br.-H.-P.	48	151	18	29	31	2	..	..	..	11	34	21	.191
Donovan, Brant.-Ottawa..	32	75	11	14	18	2	1	..	..	4	13	11	.187
Kubat, Ottawa .....	33	77	10	14	18	..	2	..	..	4	15	6	.182
Cassavant, Brantford ....	14	45	1	8	9	1	..	..	1	3	6	3	.178
Fitzpatrick, London-Guel.	29	79	7	14	19	2	..	1	..	1	27	3	.177
Craven, St. T.-Berlin.....	38	121	17	21	21	..	..	..	9	10	21	22	.174
Tully, Ottawa .....	21	58	11	10	2	2	..	..	1	3	10	5	.172
C. Murphy, Hamilton.....	79	288	41	48	60	5	2	1	24	8	43	46	.167
Smith, Hamilton .....	11	30	3	5	5	..	..	..	..	1	6	1	.167
Ostermeyer, Ottawa .....	9	30	2	5	6	1	..	..	..	1	13	1	.166
Cromley, Hamilton .....	6	19	1	3	3	..	..	..	..	..	4	..	.158
Auld, Berlin .....	31	84	5	13	14	1	..	..	..	2	15	5	.155
Beeber, London .....	13	39	5	6	6	..	..	..	..	5	6	1	.154
Donohue, Hamilton .....	12	65	3	10	10	..	..	..	..	4	20	4	.154
Schaefer, Berlin .....	35	88	6	13	16	1	1	..	1	..	22	6	.148
Clearmont, Brantford ....	32	93	6	13	15	2	..	..	..	1	34	5	.140
Orcutt, Brantford .....	17	67	3	9	9	..	..	..	..	6	12	2	.134
Schuyler, Berlin-Hamilton	17	60	2	8	9	1	..	..	..	1	12	..	.133
Duggan, London .....	6	16	1	2	2	..	..	..	..	1	1	..	.125
Marchant, Ottawa .....	5	8	2	1	1	..	..	..	..	..	1	..	.125
Gero, Brantford .....	27	63	1	8	8	..	..	..	1	9	12	3	.111
Howick, St. Thomas.....	28	87	3	9	9	..	..	..	1	4	18	..	.103
Riley, St. Thomas.....	8	25	3	2	2	..	..	..	..	4	6	..	.080
Brodie, Peterboro-St. T..	7	26	2	2	2	..	..	..	1	2	9	6	.077
Wilkinson, St. Thomas...	18	53	1	4	4	..	..	..	..	2	17	5	.075
Creswell, Peterboro .....	16	41	2	2	3	1	..	..	..	..	17	2	.050

Names of players, except pitchers, who played in less than ten and more than five games—Morrissett, Nichols, Harrity, Marshall, English, O'Connor, Diem, Kehoe, Flynn, Beard, Rose, Doyle, Spillane.

INDIVIDUAL FIELDING.

FIRST BASEMEN.

Name and Club.	G.	PO.	A.	E.	PC.	Name and Club.	G.	PO.	A.	E.	PC.
Brady, Guelph.....	33	357	29	7	.982	Cook, Guelph.....	84	527	111	20	.964
Bierbauer, London..	106	1009	66	21	.981	Sweeney, St.T.-Be.	79	634	39	30	.957
Rowan, Peterboro..	69	656	30	17	.976	Ort, St. Thomas....	92	593	120	35	.956
Pagel, Guelph.....	14	138	4	4	.973	Gurney, St. Thomas	106	528	200	47	.938
Ivers, Brantford....	100	855	60	26	.972	Tyson, Hamilton...	78	367	106	47	.910
Dolan, Ottawa.....	99	849	112	20	.970						

SECOND BASEMEN.

Schaeffer, Guelph....	73	160	77	17	.971	Harris, Ott.-Guel....	80	133	126	27	.906
Linneborn, London..	98	277	238	23	.957	Beltz, Berlin.....	74	88	146	26	.900
Killilea, Hamilton...	77	187	156	22	.940	Tully, Ottawa.....	21	45	48	11	.894
Wagner, Brantford..	96	247	195	32	.932	Sargent, Peterboro..	40	99	83	22	.892
Dinsmore, Berlin....	102	170	150	29	.917	Barney, St. Thomas.	20	45	44	10	.888
Thompson, Peterb...	57	118	138	24	.914	Miller, Berlin.....	35	41	28	13	.841
Robertson, Ottawa..	98	168	130	30	.909	Acheson, Berlin....	10	6	14	5	.800
Wiltse, Guelph.....	102	117	184	31	.907						

THIRD BASEMEN.

Myers, London-St.T.	79	108	145	34	.937	Callahan, Ott.-Pet..	23	31	18	7	.875
Smith, London.....	31	38	51	9	.908	Needham, Hamilton.	68	102	104	31	.869
Wright, St. Thomas	63	87	114	21	.905	Keenan, Ber.-Brant.	82	101	217	39	.863
Byrne, Peterboro....	78	87	138	24	.886	Fox, Lon.-Ott.-Pet..	38	42	13	11	.833
Bullock, Ber.-Ott....	92	113	135	35	.876	Gadsby, St. Thomas	15	17	26	8	.667

SHORTSTOPS.

Nelson, Brantford...	50	68	89	11	.935	Forgue, St. Thomas	99	161	234	54	.886
Brant, Peterboro....	93	160	235	30	.929	Dunlop, London.....	102	200	323	67	.886
Crowder, Ottawa....	39	65	104	13	.929	Getsie, Berlin.....	87	200	245	60	.881
Behan, Guelph.....	103	252	309	46	.924	Tesch, Brantford....	57	97	158	35	.879
Smykal, Ottawa.....	69	179	179	31	.920	J. Murphy, Hamil..	96	164	250	58	.877
Cassavant, Brant....	14	23	35	7	.892						

OUTFIELDERS.

Hackbush, Brant....	10	14	2	..	1000	Stewart, London....	103	130	2	8	.943
Powell, Brantford..	20	188	21	2	.994	Kane, Brantford....	39	58	3	3	.941
Totten, Peterboro...	34	77	13	2	.978	Craven, St. T.-Ber..	38	54	8	4	.939
Neale, London.....	68	129	15	4	.973	Swartz, Peterboro...	93	182	15	13	.938
Hilliard, Peterboro..	92	208	15	8	.965	Fryer, Guelph.....	98	219	18	16	.937
Burrill, Brantford...	50	76	4	3	.964	Burns, Berlin.....	95	135	16	11	.932
Kustus, St. Thomas	105	183	22	8	.963	Clickenger, London..	47	65	4	6	.920
Corns, Hamilton.....	95	197	22	10	.956	Gilhooly, Hamilton.	34	82	77	13	.919
Slein, Brantford...	79	221	12	11	.955	Kopp, St. Thomas...	106	200	23	20	.918
C. Murphy, Hamil..	79	233	22	12	.955	White, Berlin.....	79	112	16	13	.908
Wright, Guelph.....	98	151	17	9	.949	Grogan, Hamilton...	30	54	5	6	.908
Brundage, Brantford	33	52	2	3	.947	Lee, Hamilton.....	32	24	5	1	.907
Shaughnessy, Ott...	102	176	10	11	.944						

PITCHERS.

Collins, Brantford..	12	2	27	..	1000	Ostermeyer, Ottawa	9	3	17	1	.952
Smith, Brantford....	6	2	6	..	1000	Tracey, Peterboro...	35	11	60	4	.947
Kane, Ottawa.....	11	7	28	..	1000	Hughey, St. Thomas	5	..	18	1	.947
Riley, St. Thomas..	8	2	19	1	.995	Clement, St. Thomas	31	35	90	7	.947
Renfer, Ottawa.....	33	21	64	1	.988	Belding, Peterboro..	24	11	61	3	.947
Steiger, London.....	18	6	44	1	.986	Clearmont, Brant...	32	6	64	4	.946
Gero, Brantford....	27	9	73	2	.975	Bickers, Guelph....	5	..	15	1	.938
Schaefer, Berlin....	35	13	51	2	.970	Auld, Berlin.....	31	9	85	7	.938
Fitzpatrick, Lo.-Gu.	29	5	58	2	.969	Marchant, Ottawa..	5	..	15	1	.937
Chaput, Lon.-Guel...	28	12	50	2	.969	Donohue, Hamilton.	12	12	79	6	.936
Beeber, London.....	13	5	26	1	.969	Stark, Guelph.....	24	11	47	4	.935
Sterling, Peterboro..	35	14	106	4	.968	Bramble, Berlin.....	28	14	99	8	.935
Rogers, Ottawa.....	25	137	66	7	.967	Duggan, London....	6	5	9	1	.933
Donovan, Br.-Ott...	32	13	73	3	.966	Schuyler, Ber.-Ham.	17	7	58	5	.928
Coose, Brantford....	19	146	111	10	.963	Dorbeck, Guelph....	28	7	67	6	.925
Heck, London.....	33	9	87	4	.960	Howick, St. Thomas	28	4	75	7	.919
Garlow, Hamilton...	30	20	75	4	.959	Teed, Hamilton.....	9	..	5	16	.913
Smith, Hamilton....	11	6	17	1	.958	Cromley, Hamilton..	6	4	16	2	.909
Kubat, Ottawa.....	33	16	47	3	.955	Deneau, London....	17	117	72	20	.904

INDIVIDUAL FIELDING—PITCHERS—(Continued).

Name and Club.	G.	P.O.	A.	E.	PC.	Name and Club.	G.	P.O.	A.	E.	PC.
Baker, St. Thomas..	27	6	49	5	.902	Kirley, Guelph.....	20	2	37	5	.886
Bradshaw, Berlin...	28	23	77	11	.901	Lill, Ott.-Brant.....	29	8	62	11	.864
Doherty, Hamilton..	26	15	21	4	.900	Wilkinson, St. T....	18	5	20	4	.862
Creswell, Peterboro.	16	5	22	3	.900	Brodie, Pet.-St. T..	7	2	29	11	.744

CATCHERS.

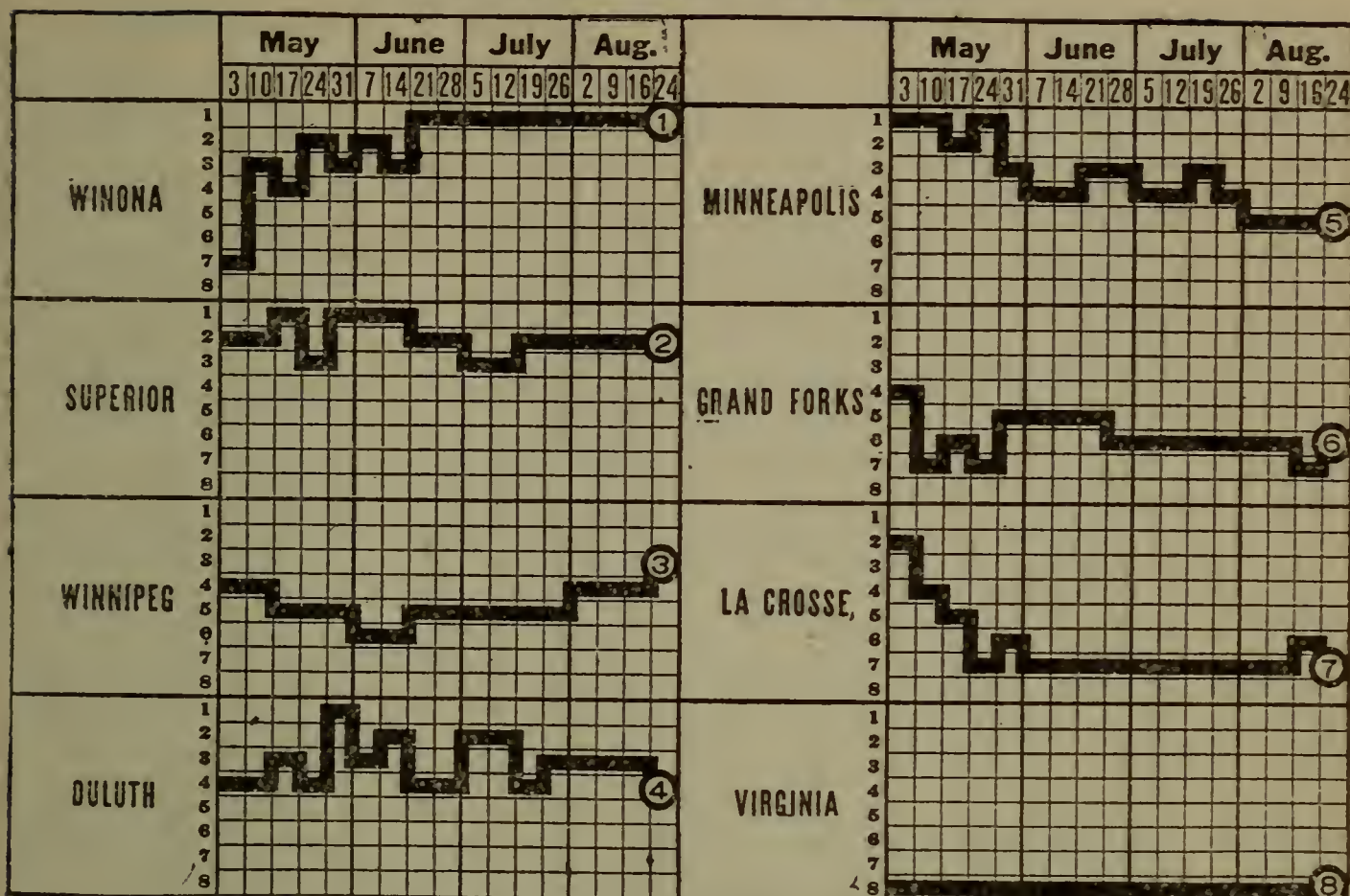
Lamond, Brantford.	88	371	108	10	.980	Trout, Peterboro....	59	282	47	16	.954
Stroh, Berlin.....	64	343	63	9	.978	McAvoy, Berlin.....	79	321	67	20	.951
Lage, Ottawa.....	100	610	119	15	.976	Chap'laine, P-Br-H-P	48	188	19	11	.950
Matteson, London...	93	444	114	16	.972	Inker, St. Thomas..	57	247	69	18	.946
Reidy, London.....	56	154	15	5	.971	Powers, St. T.-Ott..	69	216	47	16	.943
Fisher, Hamilton...	82	385	77	14	.971	Barton, Ham.-St. T.	79	280	63	26	.929
McNeal, Peterboro..	86	361	79	14	.970	Daniels, Guelph.....	35	135	24	4	.914
Crowley, Guelph.....	24	69	12	3	.964	Rowe, Ott.-Brant...	71	136	64	23	.897
Dunn, Guelph.....	97	340	72	18	.955						

PITCHERS' RECORDS.

Name and Club.	G.	Fin.	W.	L.	T.	IP.	Oppo.			HP.	BB.	SO.	WP.	PC.
							AB.	R.	H.					
Boldt, London .....	5	2	2	..	..	27 2-3	108	6	30	..	13	9	7	1000
Wilkinson, St. T....	9	9	7	1	1	83	313	28	48	3	29	48	..	.875
Heck, London .....	31	24	24	6	1	253	876	57	173	16	67	153	8	.800
Dolan, Hamilton ...	6	5	4	1	..	52 2-3	204	21	44	2	12	23	3	.800
Renfer, Ottawa .....	33	22	21	6	..	230	856	84	199	16	89	185	4	.777
Rogers, Ottawa.....	25	12	13	4	..	137 2-3	530	61	120	3	29	81	2	.750
Rose, Hamilton.....	5	3	2	1	..	37	142	18	43	1	5	15	1	.666
Dorbeck, Guelph....	28	15	14	8	..	184 2-3	722	86	167	8	59	73	5	.636
Stark Guelph .....	25	17	13	8	..	176 1-3	685	91	174	7	53	104	13	.619
Beeber, London.....	14	11	9	4	..	110 2-3	420	50	91	5	33	79	3	.615
Belding, Peterboro..	25	12	11	7	..	159 2-3	606	92	163	3	79	67	5	.611
Clement, St. Thomas	31	21	15	10	..	215	846	93	184	6	56	119	4	.600
Bickers, Guelph.....	6	3	3	2	..	42	177	32	53	3	23	15	2	.600
Kubat, Ottawa.....	28	12	11	8	1	169 2-3	647	67	159	12	41	75	4	.579
Reilley, Br-L-St.T-O	13	4	4	3	..	71 1-3	297	39	81	7	21	29	2	.571
Garlow, Hamilton...	30	17	13	10	..	204	812	99	217	4	38	75	2	.565
Baker, St. Thomas..	29	19	14	11	1	225 1-3	864	116	180	30	114	116	10	.560
Kane, Ottawa.....	12	7	5	4	..	85 2-3	307	26	74	2	27	43	..	.555
Sterling, Peterboro..	36	24	17	14	..	250 1-3	921	112	205	10	93	113	3	.548
Steiger, London.....	13	7	6	5	1	102	421	60	132	4	22	36	..	.545
Tracey, Peterboro..	37	21	15	13	..	247 2-3	966	128	262	4	35	114	2	.536
Auld, Berlin.....	25	19	10	9	..	191 1-3	705	84	175	17	48	121	5	.526
Donovan, Brant.-Ott.	28	14	10	9	..	185 1-3	695	100	183	5	89	84	5	.526
Nichols, St. Thomas.	5	3	2	2	..	39 2-3	179	25	36	6	29	13	4	.500
Ostermeyer, Ottawa.	10	5	3	3	..	71	281	40	58	8	30	48	1	.500
Smith, Brantford....	6	1	2	2	..	38 2-3	143	19	43	2	25	23	5	.500
Coose, Brantford....	19	9	6	6	..	119 2-3	478	87	145	..	33	46	1	.500
Deneau, London.....	17	8	5	5	..	105 1-3	412	46	93	10	36	40	4	.500
Higgins, London.....	5	2	1	1	1	30 1-3	119	18	30	2	13	19	1	.500
Creswell, Peterboro..	16	9	5	5	..	101	414	53	115	2	21	47	1	.500
Cromley, Hamilton..	5	4	2	2	..	38 1-3	147	30	51	1	6	7	..	.500
Schmidt, Hamilton..	16	6	6	6	..	96 2-3	370	49	101	4	50	63	2	.500
Doherty, Hamilton...	17	7	6	6	..	89 1-3	351	50	86	5	48	67	..	.500
Howick, St. Thomas.	27	23	12	13	..	220	853	94	184	9	50	106	5	.480
Donohue, Hamilton..	24	18	9	10	..	171	642	81	150	8	53	80	1	.474
Fitzpatrick, Lo.-Gu..	32	16	10	12	..	225 1-3	874	130	231	6	67	97	3	.454
Craput, Lon.-Guelph.	25	13	9	11	..	154 1-3	598	96	161	7	60	94	4	.450
Kirley, Guelph.....	22	14	8	10	..	143 1-3	509	55	101	4	47	79	1	.444
W. Schaefer, Berlin.	30	19	10	13	..	201	788	99	216	6	43	103	..	.435
Schuyler, Gu.-Ham..	23	13	9	12	..	169	678	97	183	13	65	84	4	.429
Kehoe, Berlin.....	5	4	2	3	..	36 1-3	157	39	52	6	20	11	..	.400
Lill, Ott.-Brant.....	35	13	10	17	1	194 1-3	734	130	182	22	140	152	21	.370
Bramble, Berlin.....	28	23	9	18	..	214 1-3	827	119	217	17	70	121	5	.333
Clearmont, Brantford	36	15	7	17	..	232	948	155	263	14	103	71	10	.292
Collins, Brantford...	10	2	2	5	..	57	225	36	63	12	19	27	2	.286
Teed, Hamilton.....	10	4	2	5	..	55	242	68	74	1	31	36	2	.286
Gero, Brantford.....	31	18	6	19	..	200 1-3	777	108	226	9	51	113	..	.240
Bradshaw, Berlin....	28	22	5	18	..	208	806	138	201	17	73	190	6	.217
Brodie, Pet-St.T-Ha.	14	7	2	10	..	99 2-3	375	54	93	2	32	50	2	.120



# Northern League



The season began with five teams having a running fight for honors—Grand Forks, La Crosse and Virginia appearing to be out of the pennant possibilities. Superior, Winnipeg and Duluth looked very strong. After much jockeying, Winona sprang into the lead on June 16 and opened up a gap that appeared to end the fight. Superior, by winning fourteen straight games, went into first place on August 4, but dropped immediately when Winona won three straight in the crucial series. The season ended with Superior slumping and Winnipeg coming strong. Winnipeg was the only team to win the series from Winona. Superior won every series but the one with Winona. La Crosse did not win a series.

## STANDING OF CLUBS AT CLOSE OF SEASON.

Club.	Win.	Sup.	Wpg.	Dul.	Minn.	G.F.	LaC.	Vir.	Won.	Lost.	PC.
Winona .....	..	9	8	12	12	12	16	14	83	38	.656
Superior .....	7	..	8	10	14	10	13	10	72	42	.632
Winnipeg .....	9	7	..	10	10	8	11	14	69	53	.566
Duluth .....	6	7	11	..	10	12	9	10	65	54	.546
Minneapolis .....	6	5	8	10	..	12	9	15	65	59	.524
Grand Forks .....	4	5	10	4	6	..	9	16	54	67	.446
La Crosse .....	3	5	7	5	4	8	..	8	40	78	.339
Virginia .....	3	4	1	3	3	5	11	..	30	87	.256

## INDIVIDUAL BATTING.

Compiled by L. C. Hodgson, St. Paul, Minn.

Name and Club.	G.	AB.	R.	H.	HR.	3B.	2B.	SB.	SH.	PC.
Roth, Virginia .....	28	91	17	33	..	..	15	12	2	.362
Miller, Duluth .....	91	354	83	123	12	13	21	27	12	.347
Collins, Winona .....	123	490	102	170	3	9	22	69	11	.347
Davis, Winona .....	118	429	86	147	2	5	24	22	16	.342
Bell, Superior .....	46	160	22	54	..	..	3	15	10	.337
C. Jones, Winnipeg.....	67	233	40	74	6	10	9	27	4	.317
Glass, Superior .....	49	152	25	48	1	2	8	9	4	.315
Altman, Grand Forks.....	119	464	91	142	3	9	19	24	10	.306

## INDIVIDUAL BATTING—(Continued).

Name and Club.	G.	AB.	R.	H.	HR.	3B.	2B.	SB.	SH.	PC.
Kahl, Winnipeg .....	47	171	31	52	1	..	8	4	4	.304
Doyle, Minneapolis .....	123	465	81	141	2	7	25	32	10	.303
Couture, Virginia .....	102	376	50	113	2	4	25	5	10	.301
Safford, La Crosse.....	27	83	10	25	..	..	13	7	1	.301
Unglaub, Minneapolis .....	112	397	71	119	4	11	21	29	9	.300
Baxter, Winona .....	54	219	54	65	7	9	14	11	6	.297
McAuley, Superior .....	108	371	68	110	..	5	29	11	9	.297
Kurke, Winnipeg .....	92	292	51	86	1	8	13	14	9	.294
Persch, Superior .....	110	407	87	120	1	8	18	33	11	.294
Meinice, Duluth .....	120	459	69	134	4	4	34	44	9	.292
Breckenridge, La Crosse.....	65	235	29	68	..	3	5	18	6	.289
Bond, Grand Forks.....	82	311	14	90	1	8	10	13	3	.289
Smith, Duluth .....	89	345	59	99	13	7	23	8	8	.287
Stewart, Virginia .....	60	219	28	63	..	2	3	9	5	.287
Ford, Superior .....	84	254	37	73	..	4	22	17	13	.287
Breyette, Virginia .....	105	438	69	125	2	4	18	18	8	.285
Schrieber, Duluth .....	121	463	69	132	6	5	26	22	9	.285
Bachante, Winnipeg .....	118	394	48	112	5	10	23	11	12	.284
Gerisch, Virginia .....	43	134	12	38	..	1	6	1	2	.283
Croake, Winona .....	124	427	74	120	3	7	16	19	27	.281
Ewaldt, Winona .....	120	455	72	127	3	8	14	30	26	.279
Lizzette, La Crosse.....	71	233	29	66	..	2	6	6	6	.278
Bell, Winona .....	41	126	24	35	1	3	7	2	4	.277
Thomas, La Crosse.....	114	429	85	118	..	1	12	65	6	.275
Wilkes, Winnipeg .....	112	401	69	109	1	9	22	33	8	.272
Clothier, Winnipeg .....	117	427	65	116	3	6	19	26	19	.272
Curtis, Superior .....	114	402	86	109	5	..	23	34	16	.271
S. Foster, Grand Forks.....	121	442	65	120	1	8	18	17	5	.271
Rafferty, Winnipeg .....	62	219	26	59	..	2	8	18	9	.269
Derusha, La Crosse.....	108	427	61	115	6	10	12	21	14	.269
Meyer, Winona .....	111	367	51	99	..	2	11	13	15	.269
Jarnigan, Grand Forks.....	71	219	36	59	4	3	13	4	4	.269
Fautsch, Winona .....	124	477	75	127	1	3	22	15	16	.266
McCarthy, Duluth .....	17	60	14	16	1	..	3	3	1	.266
Flood, Winnipeg .....	38	109	16	29	..	..	8	3	3	.266
Doyle, St. Paul.....	38	129	20	34	1	3	2	7	3	.263
Withers, Superior .....	48	133	15	35	2	2	4	5	5	.263
Dries, La Crosse.....	77	238	31	62	..	1	10	11	..	.261
Wilkie, Duluth .....	52	180	21	47	1	3	9	2	..	.261
Warner, Minneapolis .....	40	119	14	31	..	..	3	5	3	.260
Allen, Minneapolis .....	97	324	48	84	1	4	11	25	6	.259
McKibben, Minneapolis .....	54	189	20	49	..	1	6	5	4	.259
Murphy, Winona .....	99	372	54	96	1	4	20	9	20	.258
Sweeley, Duluth .....	32	105	11	27	1	..	4	3	..	.257
C. Handschu, Minneapolis.....	54	189	20	48	..	2	7	9	5	.254
Chase, Grand Forks.....	118	434	72	110	1	5	11	26	7	.252
Collins, Virginia .....	85	313	47	79	2	7	12	16	13	.252
Olson, Minneapolis .....	45	151	13	38	..	2	6	9	8	.252
Hargrove, Virginia .....	69	215	20	54	1	2	8	3	2	.251
Kirkham, Winnipeg .....	113	440	56	111	3	9	12	17	15	.250
McGraw, Duluth .....	103	399	59	99	1	9	12	16	10	.248
Grodnick, Minneapolis .....	35	117	16	29	2	2	3	10	4	.248
Dunn, Superior .....	113	418	68	103	2	2	16	39	20	.246
Hruska, La Crosse.....	82	277	36	68	..	4	10	23	13	.245
Bennett, Virginia .....	42	167	37	41	1	..	9	8	9	.245
Kelly, Minneapolis .....	23	74	9	18	..	1	1	2	2	.243
Briere, Minneapolis .....	126	451	94	109	1	2	14	29	14	.242
Schauer, Superior .....	43	112	8	27	..	1	7	1	3	.241
Morse, Grand Forks.....	59	175	19	42	1	3	10	4	4	.240
Monahan, Duluth .....	104	368	47	87	..	1	13	22	12	.237
Connell, Winona .....	124	495	70	117	..	3	11	21	15	.236
DeHaven, Minneapolis .....	115	449	56	106	2	3	15	30	9	.236
Berger, Minneapolis .....	44	144	17	34	3	3	3	5	3	.236
Snow, Winona .....	35	110	11	26	..	3	1	1	..	.236
Shimon, Virginia .....	22	55	8	14	1	..	2	1	1	.236
Shannon, Virginia .....	63	212	32	50	..	..	9	13	7	.235

INDIVIDUAL BATTING—(Continued).

Name and Club.	G.	AB.	R.	H.	HR.	3B.	2B.	SB.	SH.	PC.
Grogan, La Crosse.....	68	243	20	57	..	1	7	10	9	.234
Hollingsworth, La Crosse.....	35	133	8	31	..	..	2	2	2	.234
Wegent, La Crosse.....	21	60	1	14	..	..	2	..	3	.233
Gerlach, Grand Forks.....	58	206	28	48	..	1	6	2	1	.233
Rhoades, Virginia .....	93	308	42	72	7	8	13	9	6	.233
Wood, Duluth .....	48	133	15	31	..	1	2	3	2	.233
Brammel, Virginia .....	97	301	42	70	4	3	17	7	5	.232
Graves, Winnipeg .....	68	259	30	60	2	2	6	6	8	.232
Benrud, Superior .....	80	270	34	62	1	2	10	14	9	.229
Donnelly, Minneapolis .....	88	320	37	73	1	5	10	15	8	.228
Chicken, Superior .....	51	132	16	30	..	2	6	4	2	.227
Ronan, Winnipeg .....	34	124	17	28	..	1	4	3	2	.226
Freer, Winnipeg .....	126	463	71	104	2	5	19	41	22	.225
Larson, Grand Forks.....	63	236	21	53	..	2	1	5	6	.224
Corbett, Winnipeg .....	47	112	7	25	..	..	2	2	3	.223
Brackett, Duluth .....	59	179	25	40	1	3	5	7	7	.223
Schultz, Virginia .....	35	90	9	20	..	1	..	..	..	.222
R. Foster, Grand Forks.....	83	325	46	72	1	2	8	13	6	.221
Faeth, Virginia .....	36	122	11	27	1	1	..	2	7	.221
Edmunds, Grand Forks.....	98	308	35	68	1	4	13	10	11	.221
Beel, La Crosse.....	16	59	6	13	..	1	1	3	1	.220
Hanson, Minneapolis .....	21	73	5	16	..	..	2	3	3	.219
Chase, Minneapolis .....	32	101	11	22	..	2	4	4	4	.217
Nedenfeur, La Crosse.....	39	88	6	19	..	..	3	1	3	.217
Cossgriff, Minneapolis .....	43	144	22	31	..	..	4	11	11	.215
Kramer, La Crosse.....	77	223	26	48	1	6	10	12	6	.215
Carney, Grand Forks.....	25	75	5	16	..	..	..	..	2	.213
Sherrin, Minneapolis .....	50	114	8	24	..	1	2	4	3	.210
Moll, Duluth .....	83	297	32	62	..	4	6	4	1	.209
O'Brien, Duluth .....	120	465	72	95	1	..	8	19	10	.204
Nelson, Winnipeg .....	35	93	10	19	..	2	4	1	2	.204
Brandt, Grand Forks.....	40	148	13	30	4	1	7	7	2	.203
Lampert, Virginia .....	23	75	8	15	..	..	2	1	1	.200
Glockner, Grand Forks.....	92	330	34	66	2	3	7	13	38	.200
Cullis, Superior .....	109	398	54	79	..	1	17	14	44	.198
Vigerust, Superior .....	47	161	21	31	1	4	7	5	7	.192
Roberts, Virginia .....	30	109	11	21	1	..	3	5	3	.192
Antony, Virginia .....	17	63	5	12	..	..	1	..	..	.190
Meyers, Winona .....	37	85	13	16	..	..	4	1	..	.188
Sutton, La Crosse.....	30	85	8	16	..	..	2	5	1	.188
Leverett, Minneapolis .....	37	101	10	19	..	3	2	3	1	.188
Waddell, Virginia .....	18	34	1	6	..	..	2	..	2	.177
Deidrich, Winnipeg .....	15	34	1	6	..	..	..	1	..	.177
Comstock, Minneapolis .....	21	68	7	12	..	..	2	5	3	.177
Fishback, Grand Forks.....	18	69	9	12	..	..	1	2	3	.174
Weidel, La Crosse.....	29	104	16	18	1	1	1	7	3	.173
H. Handschu, Minneapolis.....	25	76	4	13	..	..	1	3	..	.171
Zabel, Winnipeg .....	12	35	3	6	..	1	2	..	..	.171
Watkins, Virginia .....	15	30	4	5	..	..	..	3	..	.167
Dougherty, Grand Forks.....	16	61	5	10	1	..	..	5	1	.164
Blancke, Duluth .....	37	104	6	17	..	2	1	..	3	.163
Boly, Winnipeg .....	29	74	6	12	..	..	1	..	2	.162
Toraason, Winona .....	26	80	5	13	..	..	..	..	..	.162
Deitrich, Grand Forks.....	76	283	31	44	..	3	4	5	13	.155
Dahlgren, Superior .....	24	52	5	8	..	..	2	..	1	.154
Johnson, Virginia .....	75	210	15	32	3	1	6	3	4	.152
Patterson, Minneapolis .....	20	47	2	7	..	1	1	..	3	.149
LeClaire, La Crosse.....	32	54	3	8	..	1	1	..	..	.148
Falsken, Virginia .....	18	56	3	8	..	..	2	2	2	.143
Wilson, Grand Forks.....	27	65	6	9	..	..	..	1	2	.133
Lyman, Grand Forks.....	23	73	8	10	1	..	..	..	..	.137
Fishel, Duluth .....	25	64	7	8	..	1	1	..	2	.125
P. Rhodes, Duluth.....	40	121	10	14	1	..	1	..	3	.115
Burke, Superior .....	20	63	3	7	..	..	1	..	..	.111
Moe, Winnipeg .....	38	92	3	10	..	..	2	..	4	.109
Wells, Grand Forks.....	28	69	..	6	..	..	1	..	3	.087

## INDIVIDUAL FIELDING.

## FIRST BASEMEN.

Name and Club.	G.	PO.	A.	E.	PC.	Name and Club.	G.	PO.	A.	E.	PC.
Croake, Winona.....	121	1097	47	17	.985	Meinice, Duluth.....	120	1143	61	28	.977
Unglaub, Minneap..	69	623	42	11	.983	Derusha, La Crosse.	75	759	51	20	.976
Couture, Virginia...	99	1025	66	22	.980	Kelly, Minneapolis..	23	201	10	6	.972
Foster, Gr. Forks...	121	1176	66	26	.979	Lizzette, La Crosse.	26	264	19	9	.969
Graves, Winnipeg...	66	577	25	13	.979	Kahl, Winnipeg....	42	410	21	18	.959
Curtis, Superior.....	114	1184	73	28	.978	Warner, Minneapolis	21	196	7	12	.944

## SECOND BASEMEN.

Dunn, Superior.....	106	210	321	22	.960	O'Brien, Duluth.....	118	208	264	34	.932
Ewaldt, Winona.....	117	314	349	30	.957	DeHaven, Minneap..	115	250	276	39	.929
R. Foster, Gr. For..	81	171	259	24	.947	Ronan, Winnipeg....	34	69	86	12	.928
Jones, Winnipeg....	26	46	56	6	.944	Kurke, Winnipeg....	20	38	48	7	.924
Stewart, Virginia...	56	130	171	19	.941	Grodnick, Minneap..	32	79	84	15	.916
Grogan, La Crosse...	68	132	196	22	.938	Lyman, Gr. Forks...	23	52	55	13	.891

## THIRD BASEMEN.

Unglaub, Minneap...	40	48	78	7	.947	Clothier, Winnipeg..	111	171	176	34	.911
Chase, Gr. Forks....	18	26	26	3	.945	Dries, La Crosse....	47	56	78	13	.911
Connell, Winona.....	124	142	212	21	.944	McAuley, Superior..	103	101	187	30	.905
Larson, Virginia....	39	49	67	7	.943	Berger, Minneapolis.	44	54	81	15	.900
Deitrich, Gr. Forks.	74	106	161	20	.930	Hollingsworth, LaC.	33	40	37	10	.885
Roth, Virginia.....	23	36	31	5	.930	Rhoades, Virginia...	58	49	87	27	.834
Moll, Duluth.....	75	77	132	20	.913						

## SHORTSTOPS.

Breyette, Virginia..	105	162	261	28	.938	Cullis, Superior.....	104	177	221	44	.900
Fautsch, Winona....	124	269	294	43	.929	Chase, Gr. Forks....	102	210	252	62	.881
Wegent, La Crosse.	21	50	47	8	.921	Wilkes, Winnipeg...	106	208	263	75	.863
Schrieber, Duluth...	115	244	294	48	.918	Glockner, La Crosse.	59	148	148	42	.876
Briere, Minneapolis.	126	271	342	66	.903						

## OUTFIELDERS.

Glass, Superior.....	32	44	1	..	1000	Miller, Duluth.....	91	149	16	11	.938
Bell, Superior.....	46	98	7	1	.991	Gerisch, Virginia....	43	70	5	5	.937
Safford, La Crosse...	27	38	4	1	.979	Altman, Gr. Forks..	119	199	7	14	.936
Jones, Winnipeg....	26	40	5	1	.977	Jarnigan, Gr. Forks.	32	38	5	3	.935
McKibben, Minneap.	54	102	7	3	.973	McGraw, Duluth....	103	130	11	11	.927
Breckenridge, La C.	64	100	8	3	.973	Smith, Duluth.....	89	123	17	12	.921
Weidel, La Crosse..	26	31	2	1	.970	Collins, Virginia....	61	77	20	9	.915
Hruska, La Crosse..	17	27	6	1	.970	Persch, Superior....	110	143	18	15	.915
Johnson, Virginia...	38	58	..	2	.966	Donnelly, Minneap..	88	116	4	11	.915
Kirkham, Winnipeg.	100	149	15	6	.964	Brandt, Gr. Forks..	40	55	11	6	.915
Ford, Superior.....	49	77	4	3	.964	Freer, Winnipeg....	113	227	32	15	.912
Thomas, La Crosse..	101	193	25	8	.964	Doyle, Minneapolis..	123	179	13	19	.910
Murphy, Winona....	62	88	8	4	.960	Shannon, Virginia...	63	81	10	9	.910
Rafferty, Winnipeg.	62	82	6	4	.956	Brammel, Virginia..	25	37	3	4	.907
Kurke, Winnipeg....	50	53	11	3	.955	Gerlach, Gr. Forks..	23	23	5	3	.903
Bond, Gr. Forks....	82	129	14	7	.953	Edmunds, Gr. Forks.	15	23	4	3	.900
Chase, Minneapolis..	21	32	6	2	.950	Bennett, Virginia...	40	59	11	8	.897
Collins, Winona.....	123	180	26	11	.949	Brackett, Duluth....	21	31	2	4	.892
Vigerust, Superior..	47	68	3	4	.946	Baxter, Winona.....	54	97	9	13	.890
Davis, Winona.....	118	165	21	11	.944	Lampert, Virginia...	23	25	1	4	.867
Handschu, Minneap.	22	41	7	3	.941	Kramer, La Crosse..	27	32	3	6	.854
Olson, Minneapolis..	43	60	3	4	.940	Monahan, Duluth....	89	115	8	24	.837

## CATCHERS.

Sweeley, Duluth....	32	239	47	4	.986	Gerlach, Gr. Forks..	32	171	46	6	.973
Murphy, Winona....	30	179	34	3	.986	Edmunds, Gr. Forks	80	463	120	17	.971
Benrud, Superior....	72	487	93	10	.983	Hargrove, Virginia..	60	326	83	13	.969
Handschu, Minneap.	32	173	30	4	.981	Wilkie, Duluth.....	45	331	62	14	.965
Meyers, Winona.....	94	629	126	15	.980	Allen, Minneapolis..	91	637	130	34	.957
Bachante, Winnipeg	106	582	146	19	.975	Hruska, La Crosse..	58	307	79	18	.955
Kurke, Winnipeg....	20	142	14	4	.975	McCarthy, Duluth...	18	125	19	7	.953
Lizzette, La Crosse.	46	264	67	9	.974	Burke, Superior.....	20	87	20	6	.946
Brammel, Virginia..	55	290	77	10	.974						

INDIVIDUAL FIELDING—(Continued).

PITCHERS.

Name and Club.	G.	PO.	A.	E.	PC.	Name and Club.	G.	PO.	A.	E.	PC.
Nelson, Winnipeg...	24	8	64	..	1000	Shimon, Virginia....	11	3	31	2	.944
Jarnigan, Gr. Forks.	35	11	85	1	.989	Morse, Gr. Forks....	31	5	89	6	.940
Wells, Gr. Forks....	26	9	49	1	.983	Bell, Winona.....	36	14	78	6	.939
Comstock, Minneap..	20	9	49	1	.983	Patterson, Minneap.	17	4	26	2	.937
Schauer, Superior...	34	13	101	2	.982	Moe, Winnipeg.....	38	6	106	8	.933
Boly, Winnipeg.....	29	9	85	2	.979	Watkins, Virginia..	11	6	22	2	.933
Withers, Superior...	26	25	60	2	.977	Wood, Duluth.....	38	20	85	8	.929
Zabel, Winnipeg.....	12	4	34	1	.976	Kramer, La Crosse..	36	9	113	10	.924
Dahlgren, Superior..	20	8	25	1	.971	Toraason, Winona...	26	4	32	3	.923
Wilson, Gr. Forks.,	25	7	56	2	.969	LeClaire, La Crosse.	22	7	52	5	.922
Handschu, Minneap.	25	7	54	2	.968	Leverett, Minneap..	31	9	61	6	.921
Johnson, Virginia...	32	19	68	3	.967	Corbett, Winnipeg..	28	7	60	6	.918
Meyer, Winona.....	36	9	72	3	.964	Deidrich, Winnipeg.	13	4	29	3	.917
Sherrin, Minneapolis	33	7	69	3	.962	Nedenfeur, La C....	31	7	87	9	.912
Rhoades, Virginia...	15	8	40	2	.960	Brackett, Duluth....	31	11	80	9	.910
Snow, Winona.....	34	20	80	5	.952	Faeth, Virginia.....	30	8	69	8	.906
Shicken, Superior...	34	19	98	6	.951	Glass, Superior.....	20	12	62	8	.902
Sutton, La Crosse...	27	19	91	6	.948	Blancke, Duluth....	35	13	76	1	.890
Shultz, Virginia.....	21	9	44	3	.946	Waddell, Virginia...	15	8	15	3	.885
Rhodes, Duluth.....	39	22	96	7	.944	McLaughlin, Minn...	13	1	27	4	.275

PITCHERS' RECORDS.

Name and Club.	IP.	Oppo.				HB.	BB.	SO.	WP.	Br.	W.	L.	PC.
		AB.	H.	R.									
Zabel, Winnipeg .....	108	378	63	14	2	13	93	3	..	10	1	.909	
Bell, Winona .....	304	1078	221	83	8	98	271	..	..	28	6	.824	
Comstock, Minneapolis ...	175	642	119	53	2	51	151	2	..	14	4	.778	
Brackett, Duluth .....	196	815	157	99	18	107	136	12	..	17	6	.739	
Snow, Winona .....	274	1015	230	112	8	72	166	4	..	19	7	.731	
Nelson, Winnipeg .....	191	757	184	83	4	55	119	2	2	16	6	.727	
Withers, Superior .....	163	627	142	83	10	52	88	3	..	14	6	.700	
Schaner, Superior .....	255	885	159	78	11	90	223	4	..	20	10	.667	
Chicken, Superior .....	240	863	201	94	17	64	129	3	..	16	8	.667	
Boly, Winnipeg .....	188	726	155	76	5	45	91	2	..	13	7	.650	
Handschu, Minneapolis ...	180	665	152	71	6	80	138	5	..	13	9	.591	
Toraason, Winona .....	218	764	184	71	18	58	156	1	1	14	10	.583	
Meyers, Winona .....	250	940	250	112	7	75	94	2	..	15	11	.577	
P. Rhodes, Duluth.....	306	1163	223	149	14	133	251	9	..	19	14	.576	
Corbett, Winnipeg .....	190	697	153	74	2	46	92	2	..	12	9	.571	
Jarnigan, Grand Forks....	242	923	218	116	6	75	132	3	..	18	14	.563	
Dahlgren, Superior .....	151	523	121	53	9	54	114	8	..	9	7	.563	
Wilson, Grand Forks.....	168	633	156	97	5	74	72	3	..	10	8	.556	
Rhoades, Virginia .....	115	400	90	64	6	26	75	6	..	7	6	.538	
Blancke, Duluth .....	249	1002	158	90	14	87	253	7	..	16	15	.516	
Sherrin, Minneapolis .....	236	880	201	104	6	83	132	5	..	14	14	.500	
Glass, Superior .....	141	551	132	68	5	35	57	5	..	8	8	.500	
Moe, Winnipeg .....	260	999	241	135	6	73	163	10	..	14	15	.483	
Kramer, La Crosse.....	285	1078	281	146	10	99	167	7	..	16	18	.471	
Leverett, Minneapolis ...	235	900	216	101	19	92	189	4	1	13	15	.464	
Shultz, Virginia .....	141	537	126	74	3	33	109	8	..	8	10	.444	
McLoughlin, Minneapolis..	81	256	68	47	4	28	51	3	..	4	5	.444	
Morse, Grand Forks.....	189	703	156	105	21	94	146	10	..	10	13	.435	
Gilmour, Grand Forks....	59	201	40	21	7	25	20	2	..	3	4	.429	
Wells, Grand Forks.....	179	675	159	111	5	41	91	2	..	8	11	.421	
Wood, Duluth .....	268	1101	219	128	17	85	151	4	1	12	18	.400	
Jones, Winnipeg .....	58	225	53	38	4	15	36	3	..	3	5	.375	
Faeth, Virginia .....	187	687	162	112	4	92	118	13	..	9	16	.360	
Sutton, La Crosse.....	190	649	150	82	7	49	126	10	2	7	13	.350	
Johnson, Virginia .....	209	790	204	134	15	107	110	13	..	8	15	.348	
Nedenfeur, La Crosse.....	221	891	254	155	10	101	85	6	1	9	18	.333	
Patterson, Minneapolis ...	116	425	98	52	7	33	52	5	..	4	8	.333	
Waddell, Virginia .....	84	328	86	50	3	20	82	4	..	3	9	.230	
Watkins, Virginia .....	66	252	81	47	4	24	15	4	..	2	7	.222	
Shimon, Virginia .....	74	298	96	62	2	31	29	2	..	1	5	.167	
Deidrich, Winnipeg .....	83	331	80	68	12	46	47	5	..	1	6	.143	
LeClaire, La Crosse.....	133	525	161	87	5	41	59	6	..	2	14	.125	

# California League

## STANDING OF CLUBS AT CLOSE OF SEASON.

Club.	Won.	Lost.	PC.	Club.	Won.	Lost.	PC.
Stockton .....	79	44	.642	Watsonville .....	52	71	.423
Fresno .....	73	50	.594	San Jose .....	42	81	.342

## INDIVIDUAL BATTING.

Name and Club.	G.	AB.	R.	H.	SB.	HR.	3B.	2B.	SH.	PC.
Smith, San Jose.....	112	412	65	133	23	1	7	17	16	.323
Wilhoit, Stockton .....	120	490	86	158	50	2	9	25	11	.322
Harper, San Jose.....	111	426	51	133	46	..	9	16	6	.312
Meusel, Fresno .....	123	464	58	142	19	5	11	24	27	.306
Lamarra, San Jose.....	10	36	4	11	1	..	..	..	3	.306
Raby, San Jose.....	10	36	3	11	..	..	..	2	2	.306
Stevens, Fresno .....	41	110	18	33	2	2	3	6	4	.300
Williams, Watsonville .....	111	392	53	116	17	7	10	9	9	.296
Lynn, San Jose.....	71	235	25	69	11	..	16	11	6	.294
Fahey, Fresno .....	122	428	63	125	25	1	4	18	15	.292
Stewart, Fresno .....	30	76	12	22	2	1	1	2	2	.289
Mitchell, Watsonville .....	39	162	20	46	..	..	..	2	1	.284
Nagle, San Jose.....	105	368	42	100	33	2	2	7	11	.272
Reid, Watsonville .....	50	191	22	52	16	..	2	8	5	.272
McClelland, Stockton .....	124	464	61	125	28	3	12	12	21	.269
Boeckel, Stockton .....	115	451	67	121	20	3	7	9	12	.268
Simpson, Stockton .....	105	349	55	93	13	1	3	6	14	.266
Devereaux, Watsonville .....	83	248	31	66	8	1	2	10	13	.266
Pierce, Fresno .....	120	454	87	120	30	1	3	15	25	.264
Wheeler, Fresno .....	99	337	43	89	18	2	4	12	23	.264
Hewitt, Watsonville-Fresno .....	34	87	17	23	2	2	..	4	1	.264
Thomas, Stockton .....	124	465	54	121	24	4	13	12	22	.260
Holstrum, Watsonville .....	115	450	50	117	28	3	12	10	13	.260
Bender, Fresno .....	122	449	46	115	29	1	7	15	16	.256
Sawyer, Fresno .....	122	469	69	118	30	3	7	17	19	.252
Schmidt, Stockton .....	100	371	70	93	25	3	9	12	15	.251
Driscoll, Fresno .....	51	148	23	37	4	2	1	5	4	.250
Abbott, San Jose.....	104	402	59	100	28	3	3	13	10	.249
Eagle, Watsonville .....	64	256	23	63	9	..	1	4	10	.246
Christensen, Watsonville .....	116	404	52	99	22	..	1	13	8	.245
Arlett, Watsonville .....	71	208	27	51	12	..	..	10	4	.245
Butler, Stockton .....	121	449	45	109	18	1	8	8	22	.243
Callan, Watsonville .....	113	380	47	89	18	3	2	14	18	.234
Pittman, Stockton .....	89	329	34	77	12	2	3	8	7	.234
Hoffman, Fresno .....	113	353	43	80	14	1	5	14	18	.227
Esola, San Jose-Stockton-Watsonville.	91	335	45	72	17	2	6	7	17	.215
Standridge, Watsonville .....	57	205	24	44	7	6	5	5	6	.215
Kuhn, Watsonville .....	89	294	31	63	12	1	2	7	9	.214
Gay, Watsonville .....	41	148	18	31	9	..	..	2	7	.209
Priest, Watsonville .....	24	72	7	15	3	1	1	3	5	.208
Reeder, San Jose.....	60	204	15	42	7	..	2	5	12	.206
Pope, San Jose.....	47	127	9	26	..	1	..	4	4	.205
Berkel, Fresno .....	21	73	11	15	2	..	1	3	1	.205
Harkins, San Jose-Fresno.....	35	100	12	20	3	..	..	2	2	.200
Bankhead, San Jose.....	89	306	33	61	10	..	3	6	20	.199
O'Donnell, San Jose.....	35	106	6	21	..	..	..	1	..	.198
Kerber, San Jose.....	42	144	11	28	4	1	2	1	3	.194
Lewis, Fresno .....	12	26	1	5	..	..	..	..	..	.192
Yates, San Jose.....	19	44	4	8	1	..	..	2	2	.182
Wilson, Fresno .....	46	163	17	30	1	1	..	4	3	.180
Killilay, Watsonville .....	39	116	6	19	2	..	..	2	4	.163
Hughes, Watsonville .....	25	63	5	10	2	..	1	..	1	.154
Edmondson, Stockton .....	52	140	22	21	3	..	1	5	10	.150
Sadler, San Jose.....	30	117	11	17	5	..	..	2	1	.145
Andrada, Stockton .....	54	167	13	24	4	..	1	..	11	.144
Agner, Stockton .....	18	49	4	7	1	..	2	..	..	.143

INDIVIDUAL BATTING—(Continued).

Name and Club.	G.	AB.	R.	H.	SB.	HR.	3B.	2B.	SH.	PC.
Lagoria, Stockton-Watsonville .....	18	51	2	7	..	..	1	..	1	.137
Jones, Stockton .....	36	112	8	15	1	..	1	..	4	.134
Lewis, Stockton .....	20	58	3	7	..	..	..	..	4	.121
Fielder, San Jose.....	16	46	1	5	1	..	..	..	2	.109
Walker, San Jose.....	29	84	..	9	1	..	..	2	1	.107
Harmuin, San Jose.....	14	45	3	4	1	..	..	..	1	.088
Marriot, San Jose.....	26	84	8	7	5	..	..	2	3	.083
Emerson, San Jose.....	10	29	2	1	..	1	..	..	..	.034

CLUB BATTING.

Club.	G.	AB.	R.	H.	SB.	HR.	3B.	2B.	SH.	PC.
Fresno .....	124	4025	549	1031	201	27	47	163	169	.256
Stockton .....	124	4154	546	1031	203	23	65	104	170	.248
Watsonville .....	123	4009	466	946	208	25	43	119	147	.235
San Jose .....	123	4001	428	937	203	9	41	113	130	.234

INDIVIDUAL FIELDING.

FIRST BASEMEN.

Name and Club.	G.	PO.	A.	E.	PC.	Name and Club.	G.	PO.	A.	E.	PC.
Hoffman, Fresno....	13	111	8	1	.991	Devereaux, Watson.	56	317	41	12	.970
Thomas, Stockton...	117	1093	93	13	.989	Nagle, San Jose.....	76	660	41	24	.967
Arlett, Watsonville.	19	116	8	3	.976	Wheeler, Fresno.....	90	777	56	31	.964
Kerber, San Jose....	35	298	17	8	.975	Standridge, Watson.	22	199	23	8	.961

SECOND BASEMEN.

Berkel, Fresno.....	21	58	47	6	.955	Callan, Fresno.....	41	75	94	14	.923
Bankhead, San Jose	83	216	179	25	.940	Boeckel, Stockton...	115	275	255	49	.916
Wilson, Fresno.....	43	104	101	14	.936	Devereaux, Watson.	10	22	18	5	.889
Christensen, Wat...	84	237	196	35	.925	Mitchell, Fres.-Wat.	18	36	28	12	.842

THIRD BASEMEN.

Eagle, Watsonville..	64	84	136	16	.932	Nagle, San Jose.....	17	21	29	8	.862
McClelland, Stock...	124	186	261	29	.931	Esola, Wat.-San J..	17	30	29	10	.855
Sawyer, Fresno.....	122	244	294	44	.924	Callan, San Jose....	23	41	32	15	.830
Reeder, San Jose....	55	78	137	22	.907	Devereaux, Watson.	12	3	11	3	.823
Mitchell, Watson....	11	15	25	6	.870	Lamarra, San Jose..	10	9	27	12	.750

SHORTSTOPS.

Butler, Stockton....	121	294	388	60	.919	Raby, San Jose.....	10	14	33	6	.860
Fahey, Fresno.....	122	200	423	63	.908	Esola, Wat.-Stock...	49	116	120	45	.840
Gay, Watsonville....	41	91	103	31	.862	Callan, Watsonville.	49	93	129	52	.810
Sadler, San Jose....	29	42	70	18	.862						

OUTFIELDERS.

Edmondson, Stockton	21	45	1	..	1000	Smith, San Jose.....	103	193	19	7	.963
Andrada, Stockton..	17	23	..	..	1000	Holstrum, Watson..	94	138	11	7	.961
Schmidt, Stockton...	100	135	12	2	.987	Meusel, Fresno.....	123	240	26	11	.960
Priest, Watsonville.	17	33	1	3	.979	Esola, Stock.-Wat...	18	21	3	1	.960
Bender, Fresno.....	122	216	18	9	.975	Wilhoit, Stockton...	120	249	21	13	.954
Pittman, Stockton...	89	180	15	5	.975	Standridge, Watson.	18	20	..	1	.952
Reid, Watsonville...	50	101	6	3	.973	Marriot, Watson....	18	37	1	3	.950
Pierce, Fresno.....	120	190	15	6	.972	Williams, Watson...	107	171	16	11	.944
Abbott, San Jose....	104	157	9	5	.971	Harper, San Jose....	81	235	17	22	.920
Arlett, Watsonville.	13	29	2	1	.970	Mitchell, Watson....	10	16	..	2	.889

CATCHERS.

Name and Club.	G.	PO.	A.	E.	PB.	PC.	Name and Club.	G.	PO.	A.	E.	PB.	PC.
Hoffman, Fresno.	100	579	120	14	12	.980	Stevens, Fresno..	41	171	32	9	9	.958
Kuhn, Watson....	84	445	126	15	3	.974	Simpson, Stock...	96	533	113	31	9	.954
Lynn, San Jose...	71	401	95	16	10	.969	Agnew, Stockton.	18	69	9	4	5	.951
Christensen, Wt.	28	150	33	6	3	.968	O'Donnell, San J.	35	151	38	13	25	.936

## INDIVIDUAL FIELDING—(Continued).

## PITCHERS.

Name and Club.	G.	PO.	A.	E.	PC.	Name and Club.	G.	PO.	A.	E.	PC.
Yates, San Jose.....	19	10	38	1	.980	Pope, San Jose.....	44	10	98	7	.940
Driscoll, Fresno.....	40	21	78	3	.971	Walker, San Jose...	29	7	38	3	.938
Jones, Stockton.....	36	9	79	3	.969	Lewis, Stockton.....	20	11	43	4	.931
Arlett, Watsonville.	39	24	97	4	.968	Standridge, Watson.	17	7	45	4	.929
Lewis, Fresno.....	12	2	26	1	.966	Killilay, Watson....	39	10	78	8	.917
Stewart, Fresno.....	17	7	43	2	.961	Lagoria, Stoc.-Wat.	18	6	36	4	.913
Harkins, San J.-Fr..	35	8	65	3	.961	Fielder, San Jose....	16	4	36	4	.909
Hughes, Watsonville	21	14	23	2	.949	Andrada, Stockton..	37	14	68	11	.880
Hewitt, Watsonville	26	8	63	4	.947	Emerson, San Jose..	10	..	20	3	.870
Edmondson, Stock...	31	24	47	4	.946						

## CLUB FIELDING.

Club.	G.	PO.	A.	E.	PC.	Club.	G.	PO.	A.	E.	PC.
Stockton .....	124	3296	1482	249	.950	San Jose .....	123	3269	1435	358	.929
Fresno .....	124	3380	1546	275	.947	Watsonville ..	123	3279	1536	371	.928

## PITCHERS' RECORDS.

Name and Club.	G.	W.	L.	T.	Opp. R.	SO.	BB.	HB.	WP.	Bk.	PC.
Jones, Stockton .....	35	24	8	..	84	135	58	8	2	..	.750
Stewart, Fresno .....	16	12	4	..	40	100	35	4	..	..	.750
Driscoll, Fresno .....	34	23	9	..	102	121	57	2	7	1	.719
Andrada, Stockton .....	35	22	11	..	107	166	81	5	4	1	.667
McKenry, Fresno .....	8	4	2	..	28	36	15	1	..	..	.667
Edmondson, Stockton .....	29	17	9	1	76	117	43	8	3	..	.654
Hughes, Watsonville .....	20	11	7	..	57	71	29	9	3	1	.611
Harkins, Fresno-San Jose.....	32	17	12	1	86	116	35	6	5	1	.586
Arlett, Watsonville .....	34	18	15	..	113	192	68	4	2	..	.545
Pope, San Jose.....	39	18	16	..	128	235	79	11	8	..	.529
Lewis, Stockton .....	22	10	10	..	59	68	71	6	3	..	.500
Miller, Fresno .....	5	2	2	..	14	18	6	..	..	..	.500
Hewitt, Fresno-Watsonville .....	27	10	13	..	114	121	92	14	3	..	.435
Leonard, Fresno .....	7	3	4	..	35	23	9	5	1	..	.429
Fielder, San Jose.....	16	6	8	..	58	62	27	11	..	1	.429
Standridge, Watsonville .....	19	8	11	..	77	67	44	11	5	..	.421
Yates, San Jose.....	17	5	8	..	61	64	30	3	1	1	.385
Killilay, Watsonville .....	39	13	21	..	143	143	75	4	4	1	.382
Lagoria, Stockton-Watsonville ....	18	6	10	..	72	48	35	5	1	1	.375
Lewis, Fresno .....	13	3	6	..	53	47	41	10	1	..	.333
Moss, Fresno .....	8	1	2	..	23	20	17	6	2	1	.333
Emerson, San Jose.....	10	3	7	..	44	26	42	2	3	..	.300
Nagle, San Jose.....	5	1	3	..	27	19	9	2	..	..	.250
Walker, San Jose.....	25	5	17	..	116	111	70	23	9	1	.227
Nino, San Jose.....	1	..	1	..	3	5	2	..	..	..	.000
Goodwin, San Jose.....	3	..	2	..	11	5	9	1	..	..	.000
Harper, San Jose.....	3	..	1	..	14	4	7	..	..	..	.000
Hanson, San Jose.....	4	..	3	..	17	9	14	..	..	..	.000
Adams, San Jose.....	7	..	6	..	32	13	19	1	2	..	.000

Pacific Coast League—Ryan of Los Angeles shut out Portland without a hit or run, May 18.

Pacific Coast League—Los Angeles defeated Portland, 2—1, in a thirteen-inning game, May 13.

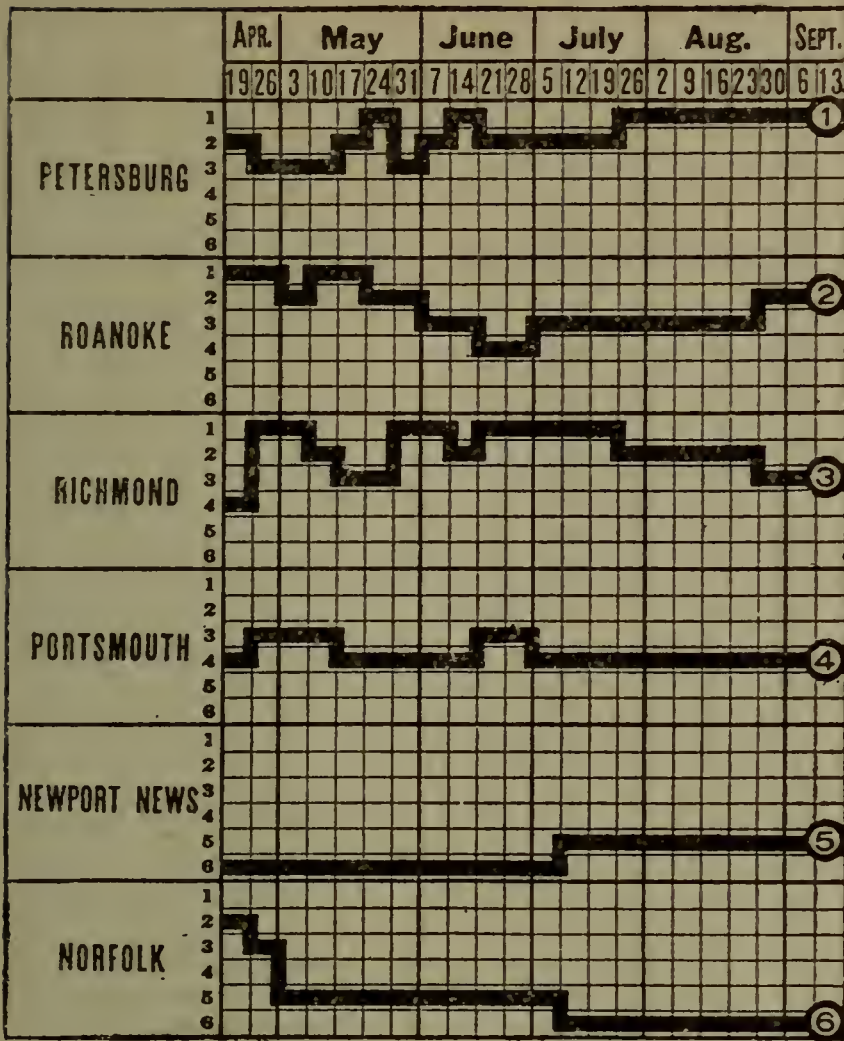
Pacific Coast League—Douglas of San Francisco struck out ten Los Angeles men, May 8.

Pacific Coast League—Thirteen innings were played by Oakland and Sacramento, April 4, Oakland being returned the victor, 6—3.

Pacific Coast League—San Francisco lost its first opening game in twelve years against Portland, April 1, the score being 3—2, ten innings.



# Virginia League



Petersburg squared matters with Roanoke for its failure to secure the Virginia League championship in 1912, by the narrow margin of three points, by capturing honors in 1913, with Roanoke as the runner-up. The champion of 1911 had a commanding lead at the finish, with Richmond and Portsmouth in the same positions as the previous year, with Newport News and Norfolk exchanging places, the latter being last. President Boatwright again ably conducted the league's business affairs.

### CHAMPIONSHIP WINNERS IN PREVIOUS YEARS.

1906—Lynchburg	.....	.666
1907—Norfolk	.....	.583
1908—Richmond	.....	.680
1909—Roanoke	.....	.598
1910—Danville	.....	.605
1911—Petersburg	.....	.571
1912—Roanoke	.....	.596

### STANDING OF CLUBS AT CLOSE OF SEASON.

Club.	Won.	Lost.	PC.	Club.	Won.	Lost.	PC.
Petersburg	89	46	.659	Portsmouth	57	77	.426
Roanoke	82	57	.590	Newport News	53	83	.390
Richmond	74	60	.552	Norfolk	51	83	.381

### INDIVIDUAL BATTING.

Compiled by J. O. Boatwright, President.

Name and Club.	G.	AB.	R.	H.	2B.	3B.	HR.	SB.	SH.	SO.	BB.	PC.
Sentz, Richmond	12	48	9	18	4	1	..	3	..	4	6	.375
Cooper, Petersburg	37	89	11	32	3	1	..	..	..	8	..	.360
Riley, Roanoke	11	33	2	11	2	..	..	3	1	9	2	.333
Ryan, Norfolk	19	43	3	14	1	..	..	..	3	4	4	.326
Welcher, Roanoke	46	150	22	48	5	3	..	6	6	10	12	.320
Lusky, Richmond	45	135	14	42	5	1	..	4	4	13	51	.311
Blackstone, Petersburg	57	207	25	62	4	3	1	7	5	30	3	.300
Mattis, Roanoke	140	524	85	157	21	8	3	36	17	71	33	.300
Tennant, Portsmouth	130	408	83	122	12	6	7	53	11	99	51	.299
Smith, Newport News	75	272	28	81	11	3	3	22	4	25	20	.298
Hedgpath, Petersburg	50	122	13	36	11	2	..	..	2	18	2	.295
Mundy, Portsmouth	104	392	49	115	22	9	6	19	9	59	39	.293
Jenkins, Norfolk	23	75	6	22	1	..	1	2	4	8	5	.293
Raley, Richmond	110	412	54	120	10	4	..	33	13	41	23	.291
Spencer, Petersburg	122	439	64	127	30	9	..	27	25	32	36	.289
Rogers, Richmond	64	182	21	52	6	1	1	7	2	34	19	.286
Dobson, Richmond	10	42	6	12	3	..	..	3	..	5	1	.286
Newton, Richmond	138	515	68	145	16	10	4	40	7	62	34	.282
Gondolfi, Newport News	111	443	54	126	11	2	1	24	9	60	29	.282
Geyer, Newport News	100	348	37	98	15	6	..	6	15	32	26	.281

## INDIVIDUAL BATTING—(Continued).

Name and Club.	G.	AB.	R.	H.	2B.	3B.	HR.	SB.	SH.	SO.	BB.	PC.
Piez, Richmond .....	110	385	60	108	16	11	6	72	17	48	44	.281
Garvin, Portsmouth .....	87	285	22	80	7	1	2	10	7	15	17	.281
Simmons, Petersburg .....	135	520	68	145	20	5	1	38	18	53	21	.279
Keller, Petersburg .....	134	482	69	134	20	9	1	48	27	47	55	.278
Blausser, Norfolk .....	80	282	34	78	10	7	3	6	8	40	28	.277
Tarleton, Newport News.....	113	442	62	122	27	5	2	28	6	55	12	.276
Brennegan, Petersburg .....	89	284	38	78	10	6	1	8	1	26	7	.275
Stewart, Norfolk .....	119	415	52	114	16	5	4	17	8	53	18	.275
Early, Newport News.....	40	124	13	34	8	..	..	5	5	22	20	.274
Laval, Richmond .....	134	507	67	138	18	5	4	41	18	47	41	.272
Kircher, Norfolk .....	138	545	90	148	20	1	1	74	14	31	29	.271
Pressly, Roanoke .....	141	531	75	144	23	..	..	24	21	40	48	.271
Hudgins, Portsmouth .....	87	111	16	30	4	2	1	7	1	12	9	.270
Moren, Norfolk .....	54	193	18	52	6	1	..	8	9	30	13	.269
Ginn, Roanoke .....	141	513	94	137	16	11	1	32	14	69	83	.267
Whitecraft, Portsmouth .....	134	380	43	101	14	2	4	13	19	95	35	.266
Barnett, Petersburg .....	141	473	56	126	21	8	7	16	19	64	61	.266
Laughlin, Petersburg .....	121	399	42	106	22	3	1	5	17	20	42	.266
Schrader, Norfolk .....	135	496	71	130	24	7	2	37	18	36	43	.262
Long, Norfolk .....	114	433	51	113	11	..	2	20	24	18	40	.261
Burleson, Richmond .....	10	31	1	8	2	..	..	..	1	2	1	.258
Boyd, Portsmouth .....	139	513	53	132	19	6	..	23	22	29	41	.257
Goalby, Roanoke .....	66	227	36	58	3	3	..	20	14	28	25	.256
Shook, Norfolk .....	16	55	6	14	2	1	..	2	2	2	1	.255
Summers, Roanoke .....	79	290	39	74	14	4	1	19	12	34	13	.255
VanDine, Norfolk .....	100	358	38	91	18	2	4	18	18	57	20	.254
McCracken, Roanoke .....	101	380	41	96	12	1	..	17	7	26	36	.253
Mace, Richmond .....	70	218	15	55	4	4	2	3	6	35	6	.252
Irmischer, Roanoke .....	141	543	77	136	20	6	1	51	14	46	29	.251
Smallwood, Richmond .....	14	32	4	8	2	1	..	2	..	4	..	.250
Eberts, Richmond .....	140	474	81	118	12	5	7	44	9	93	58	.249
Cook, Portsmouth .....	117	433	52	107	16	7	1	45	16	74	45	.247
Howell, Newport News.....	77	239	28	59	8	2	..	16	7	30	29	.247
Howedell, Portsmouth .....	96	355	49	87	11	4	4	37	9	55	42	.245
Evans, Portsmouth .....	119	398	39	96	10	1	5	5	17	49	53	.244
Quinn, Newport News.....	62	202	10	49	6	2	..	6	12	18	23	.243
Dempsey, Newport News.....	11	29	2	7	1	..	..	1	..	3	4	.242
Matthews, Newport News.....	99	293	26	70	7	3	3	8	9	22	31	.239
Busch, Petersburg .....	113	384	56	92	12	3	..	28	27	49	51	.239
Moreland, Richmond .....	21	76	7	18	4	..	..	3	6	4	8	.237
W. S. Carter, Portsmouth....	106	406	35	96	18	3	..	27	11	35	23	.236
Strain, Richmond .....	71	199	22	47	6	4	..	12	5	34	7	.236
Howell, Portsmouth .....	44	144	6	34	3	1	..	2	8	18	5	.236
Damrau, Petersburg .....	138	491	51	115	17	5	5	18	19	77	36	.234
Gardin, Roanoke .....	87	241	30	56	8	2	1	2	6	32	12	.232
Krepps, Petersburg .....	141	535	24	134	36	10	4	43	28	54	41	.232
S. Griffin, Richmond.....	61	208	32	48	11	6	..	7	8	26	16	.231
Cregan, Newport News.....	17	61	2	14	..	1	..	..	1	4	3	.230
Lafitte, Roanoke .....	46	148	9	34	8	1	..	6	2	10	6	.229
Haddow, Newport News.....	78	268	29	61	10	3	..	13	7	26	22	.228
Herbert, Portsmouth .....	29	93	9	21	3	2	..	3	2	7	4	.225
Liebs, Roanoke .....	23	137	12	30	4	1	..	1	5	20	4	.219
Gray, Norfolk .....	54	211	26	45	7	1	..	9	11	12	22	.213
Brooks, Petersburg .....	57	137	11	29	2	..	1	1	4	22	3	.212
Gasmizer, Newport News.....	16	57	5	12	2	..	..	3	3	13	4	.212
Brown, Portsmouth .....	84	223	22	47	6	..	1	1	8	42	27	.211
Bresnahan, Richmond .....	128	446	54	93	12	6	1	35	22	100	31	.209
Davis, Richmond .....	53	174	8	36	9	2	..	4	6	28	15	.207
Gaston, Norfolk .....	19	44	4	9	2	..	..	..	3	13	5	.205
Spy, Roanoke .....	59	186	13	28	1	3	..	4	10	40	19	.204
Burden, Norfolk .....	23	59	4	12	2	..	..	1	3	6	1	.204
Shenn, Norfolk .....	53	133	4	27	4	..	..	..	4	30	2	.203
Chastant, Newport News.....	103	355	33	72	11	4	2	29	15	64	31	.203
H. Griffin, Richmond.....	37	89	4	18	1	1	..	3	3	14	5	.202
Tolson, Roanoke .....	30	70	9	14	1	1	1	..	1	10	5	.200

INDIVIDUAL BATTING—(Continued).

Name and Club.	G.	AB.	R.	H.	2B.	3B.	HR.	SB.	SH.	SO.	BB.	PC.
Staub, Norfolk	17	45	7	9	3	..	..	1	5	15	8	.200
Efird, Roanoke	61	162	7	32	2	3	..	3	6	42	5	.198
Milan, Norfolk	21	81	7	16	12	1	..	6	1	14	1	.197
Saxe, Norfolk	15	46	5	9	1	..	..	2	..	21	4	.196
Vance, Petersburg	47	125	7	24	8	..	..	1	1	28	..	.194
Ayres, Richmond	47	109	10	21	2	1	..	2	4	24	7	.192
Steinburner, Norfolk	44	135	12	26	1	1	..	5	9	11	19	.193
Hollman, Portsmouth	50	168	12	32	4	..	1	2	3	49	11	.190
Walker, Newport News	11	42	5	8	2	2	..	2	..	6	2	.190
Kernon, Newport News	74	249	30	47	6	2	1	13	29	35	23	.189
Schmidt, Petersburg	22	70	8	13	1	..	1	4	2	11	5	.186
King, Roanoke	36	124	12	23	2	2	..	3	3	23	7	.185
Noell, Roanoke	16	55	6	10	1	..	..	5	..	10	5	.181
Mulaney, Portsmouth	18	61	7	11	3	..	..	2	1	7	5	.179
Keating, Portsmouth	26	82	6	14	3	..	..	1	3	18	8	.171
Richmond, Petersburg	45	110	7	18	1	..	..	..	4	20	1	.164
Perryman, Roanoke	30	80	5	13	2	1	..	1	4	33	2	.163
Weidell, Portsmouth	17	43	6	7	2	1	..	1	1	20	2	.163
Applegate, Newport News	10	32	4	6	..	..	..	1	..	5	3	.159
Joynes, Newport News	25	82	7	13	..	1	..	6	2	8	5	.159
Gillispie, Newport News	20	71	6	11	3	..	..	2	5	9	10	.155
Weeder, Norfolk	38	98	4	15	3	..	..	..	10	23	1	.153
Austin, Newport News	28	72	6	11	1	..	..	1	..	26	5	.153
Riley, Norfolk	13	40	3	6	..	..	..	..	4	5	..	.150
N. Carter, Newport News	32	81	7	12	2	..	..	2	1	20	1	.148
Barton, Newport News	40	106	10	14	1	1	..	2	5	28	4	.132
Hardin, Portsmouth	15	39	..	5	..	..	..	..	..	12	..	.128
Venable, Richmond	17	56	6	7	1	..	..	4	3	7	6	.125
Vogel, Norfolk	18	66	5	8	..	..	..	3	7	6	5	.121
Verbout, Portsmouth	32	77	5	9	2	1	1	..	3	31	8	.117
Dye, Portsmouth	22	52	3	6	1	..	..	..	..	17	3	.115
Paxson, Newport News	39	104	2	11	3	2	..	1	4	55	7	.106
Vernelle, Newport News	10	30	1	3	..	..	..	..	1	4	..	.100
Phelan, Newport News	22	77	1	7	1	1	..	..	..	8	4	.094
Motzer, Newport News	17	54	2	4	..	..	1	..	1	6	4	.075

Players who participated in less than ten games—Heins, Jobson, O'Brien.

CLUB BATTING.

Club.	G.	AB.	R.	H.	2B.	3B.	HR.	SB.	SH.	SO.	BB.	PC.
Roanoke	139	4619	604	1172	152	57	10	234	144	589	359	.254
Richmond	134	4501	556	1135	149	63	25	328	137	670	341	.252
Portsmouth	134	4413	495	1072	148	45	31	248	139	670	416	.244
Norfolk	134	4441	486	1074	170	27	21	231	188	577	324	.242
Petersburg	135	4605	516	1068	202	61	32	224	199	530	336	.232
Newport News	136	4442	439	996	140	43	18	204	349	702	358	.224

INDIVIDUAL FIELDING.

FIRST BASEMEN.

Name and Club.	G.	PO.	A.	E.	PC.	Name and Club.	G.	PO.	A.	E.	PC.
Pressley, Roanoke	126	1387	57	9	.993	Applegate, N.N...	10	62	11	1	.986
Tarleton, N. News	113	1167	76	13	.990	Dobson, Richmond	10	106	11	2	.983
Schrader, Norfolk	135	1309	129	14	.990	Raley, Richmond..	110	1034	30	22	.980
Barnett, Peters...	88	910	36	10	.990	Mundy, Ports.....	104	1049	47	34	.967
Phelan, N. News.	18	177	15	2	.989	Evans, Ports.....	100	201	165	26	.934

SECOND BASEMEN.

Noell, Roanoke....	16	20	41	1	.984	Quinn, N. News....	28	62	9	.935	
Venable, Richmond.	17	29	32	2	.968	Davis, Richmond..	53	102	110	15	.933
Gillispie, N. News.	20	36	54	3	.968	S. Griffin, Rich....	61	85	134	16	.932
Steinburner, Nor...	44	114	127	9	.964	Shook, Norfolk....	16	27	27	4	.931
Haddow, N. News.	57	110	147	15	.945	Blausser, Norfolk..	80	171	209	29	.929
Krepps, Petersburg	141	271	361	40	.940	Vogel, Norfolk.....	18	67	41	9	.923
Gasmizer, N. News	16	48	44	6	.939	Goalby, Roanoke...	66	158	185	32	.915

## INDIVIDUAL FIELDING—(Continued).

## THIRD BASEMEN.

Name and Club.	G.	P.O.	A.	E.	PC.	Name and Club.	G.	P.O.	A.	E.	PC.
Joynes, N. News...	25	34	51	3	.966	Irmscher, Roanoke.	141	153	294	35	.927
VanDine, Norfolk..	92	110	169	18	.939	Kernon, N. News..	74	89	160	21	.922
Howedell, Ports....	85	141	187	23	.934	Chastant, N. News	48	73	105	18	.908
Damrau, Peters....	138	189	292	37	.929	Bresnahan, Rich....	128	172	191	47	.885

## SHORTSTOPS.

Gray, Norfolk.....	54	113	139	16	.940	Motzer, N. News... 17	37	49	10	.896	
Busch, Petersburg.	113	276	353	47	.930	King, Roanoke.....	36	70	90	20	.888
Whitecraft, Ports.	134	252	318	55	.912	Gondolfi, N. News..	111	218	309	76	.874
Summers, Roanoke.	79	139	202	34	.909	Keating, Ports.....	26	41	70	19	.854
Newton, Richmond.	138	193	368	61	.902						

## OUTFIELDERS.

Sentz, Richmond..	12	45	5	..	1000	Kircher, Norfolk... 113	197	27	11	.953	
Boyd, Portsmouth..	139	247	28	2	.993	Tennant, Ports.....	130	268	18	14	.953
Simmons, Peters...	135	187	27	4	.981	Ginn, Roanoke.....	141	237	20	14	.948
Long, Norfolk.....	114	186	20	5	.976	Blackstone, Peters.	57	102	8	6	.948
Cregan, N. News..	17	32	5	1	.974	Keller, Petersburg.	134	211	29	19	.946
Mattis, Roanoke....	140	305	18	9	.973	Chastant, N. News	55	101	14	8	.935
Geyer, N. News....	100	161	15	5	.972	Laval, Richmond... 118	161	28	15	.926	
McCracken, Roan..	101	136	10	5	.967	Quinn, N. News....	34	45	2	4	.922
Piez, Richmond.....	110	238	11	9	.965	Moreland, Rich....	21	54	4	5	.921
Mullaney, Ports....	18	24	3	1	.964	Eberts, Richmond.	140	295	27	18	.917
Early, N. News....	40	44	4	2	.960	Howell, Ports.....	28	12	65	8	.906
Spencer, Peters....	122	260	30	12	.960	Walker, N. News..	11	17	1	2	.900
Schmidt, Peters....	13	23	1	1	.960	Staub, Norfolk.....	17	22	1	4	.852
Moren, Norfolk.....	54	82	11	4	.958	Milan, Norfolk.....	21	35	5	7	.851
Smith, N. News....	75	137	10	7	.955						

## PITCHERS.

Gardin, Roanoke....	59	12	102	1	.991	Paxson, N. News..	39	16	34	3	.943
Tolson, Roanoke....	30	9	44	1	.982	Dye, Portsmouth... 22	7	43	3	.943	
Vance, Petersburg.	42	15	80	2	.979	Wiedell, Ports.....	17	4	28	2	.941
Verbout, Ports.....	32	6	78	2	.977	H. Griffin, Rich....	37	5	73	5	.940
Hedgpath, Peters..	50	12	71	2	.976	Strain, Richmond..	31	17	63	9	.938
Cooper, Petersburg.	37	5	56	2	.968	O'Brien, Ports.....	9	2	13	1	.938
Gaston, Norfolk....	19	9	51	2	.968	Weeder, Norfolk... 38	13	76	6	.937	
Jobson, Richmond..	8	41	17	2	.967	Barton, N. News... 40	11	126	10	.932	
Efird, Roanoke.....	61	92	135	8	.966	Smallwood, Rich... 14	3	21	2	.923	
Ayres, Richmond..	47	16	83	4	.961	Brown, Portsmouth	67	40	111	13	.921
Herbert, Ports.....	16	8	37	2	.957	Richmond, Peters..	45	9	101	10	.917
Austin, N. News... 28	10	97	5	.955	Hardin, Ports.....	15	1	37	4	.905	
Burleson, Rich....	10	2	18	1	.953	Saxe, Norfolk.....	15	9	36	5	.900
Brooks, Petersburg	51	1	79	4	.952	Perryman, Roanoke	30	7	57	10	.865
N. Carter, N.N....	32	14	82	5	.950	Shenn, Norfolk....	45	11	74	36	.702
Burden, Norfolk....	23	8	44	3	.946	Vernelle, N. News.	10	2	29	2	.636

## UTILITY.

Garvin, Ports.....	20	134	12	2	.986	Kircher, Norfolk... 25	77	76	13	.921	
Laughlin, Peters...	31	348	9	7	.982	Strain, Richmond..	40	49	42	9	.919
Brennegan, Peters.	18	161	3	4	.976	Shenn, Norfolk....	8	10	1	1	.917
Stewart, Norfolk..	12	65	18	3	.965	Howedell, Ports....	11	28	26	5	.915
Evans, Portsmouth.	19	152	12	7	.959	Pressley, Roanoke.	15	44	36	8	.909
Laval, Richmond... 16	146	10	7	.959	W. S. Carter, Ports.	106	205	181	48	.889	
Howell, Ports.....	16	33	4	2	.948	Phelan, N. News... 4	19	4	3	.885	
Brown, Portsmouth	17	34	2	2	.947	Spy, Roanoke.....	59	79	112	25	.884
Haddow, N. News.	21	44	3	3	.940	Cook, Portsmouth..	117	239	146	57	.871
Jenkins, Norfolk... 23	66	35	7	.935	Powell, N. News... 24	13	..	2	.867		
VanDine, Norfolk..	8	16	13	2	.935	Liebs, Roanoke....	9	13	1	3	.823
Gardin, Roanoke... 28	78	6	6	.933	Vance, Petersburg.	5	6	2	2	.800	
Barnett, Peters....	53	206	125	24	.932	Brooks, Petersburg	6	5	5	4	.714
Herbert, Ports.....	13	24	1	2	.926						

INDIVIDUAL FIELDING—(Continued).

CATCHERS.

Name and Club.	G.	PO.	A.	E.	PC.	Name and Club.	G.	PO.	A.	E.	PC.
Welcher, Roanoke..	46	251	44	3	.990	Brennegan, Peters.	71	296	79	11	.971
Lafitte, Roanoke...	46	234	59	6	.980	Riley, Norfolk.....	13	69	29	3	.970
Mace, Richmond...	70	502	78	12	.979	Lusky, Richmond..	45	176	51	7	.970
Ryan, Norfolk.....	19	67	24	2	.978	Liebs, Roanoke.....	14	165	40	7	.967
Laughlin, Peters...	90	323	124	9	.977	Matthews, N. News	99	446	152	23	.963
Garvin, Portsmouth	67	321	88	10	.976	Hollman, Ports.....	50	208	81	12	.960
Riley, Roanoke.....	11	73	6	2	.975	Dempsey, N. News.	11	52	14	3	.956
Rogers, Richmond..	64	283	65	10	.974	Powell, N. News...	53	262	77	16	.955
Hudgins, Ports.....	37	177	43	6	.973	Stewart, Norfolk...	107	512	164	24	.951

CLUB FIELDING.

Club.	G.	PO.	A.	E.	PC.	Club.	G.	PO.	A.	E.	PC.
Roanoke .....	139	3890	1692	253	.957	Norfolk .....	134	3623	1857	298	.948
Newport News	136	4010	1865	320	.948	Portsmouth ..	134	3993	1615	321	.946
Richmond ....	134	3738	1588	289	.948	Petersburg ..	135	3784	1860	465	.924

PITCHERS' RECORDS.

Name and Club.	G.	W.	L.	T.	IP.	Oppo.			HB.	BB.	SO.	WP.	Bk.	PC.
						AB.	H.	R.						
Laval, Richmond ..	6	1	..	..	36	139	41	24	..	29	13	1	..	1.000
Ayres, Richmond...	47	29	8	2	342	1223	233	77	18	29	390	2	2	.784
Cooper, Petersburg.	24	16	5	1	198	744	133	50	10	76	114	5	..	.762
Herbert, Ports.....	16	10	4	..	134	529	101	52	8	42	107	7	1	.714
Garden, Roanoke...	45	27	12	1	332	1256	300	111	9	70	173	1	..	.693
Brooks, Petersburg.	41	24	11	2	319	1021	264	95	9	66	155	5	..	.686
Efird, Roanoke.....	52	28	13	1	380	1441	355	120	2	42	183	3	..	.683
Hedgpeth, Peters..	38	21	10	2	284	1044	190	80	13	102	126	3	..	.677
Smallwood, Rich...	14	6	3	1	75	288	75	29	2	14	31	1	..	.666
Strain, Richmond...	33	18	9	..	215	771	156	64	8	62	139	6	..	.666
Richmond, Peters..	40	20	12	2	297	1136	267	101	15	67	109	3	..	.625
Lewellyn, Ports....	5	3	2	..	42	162	38	22	2	24	34	4	..	.600
Barnhardt, Norfolk.	5	3	2	..	40	149	37	14	4	15	9	..	..	.600
N. Carter, N. News	28	12	10	2	216	790	204	89	7	54	84	6	..	.545
Tolson, Roanoke ...	27	9	8	1	175	610	147	72	9	56	109	2	..	.529
Verbout, Ports.....	32	13	12	2	235	907	204	101	8	52	96	8	..	.520
Rawn, Richmond...	7	2	2	1	28	100	15	18	4	14	4	1	..	.500
Carpenter, Roanoke	7	1	1	..	32	127	28	19	1	9	19	1	..	.500
Revelle, Ports.....	4	1	1	..	21	82	23	23	..	10	6	..	..	.500
Barton, N. News...	36	16	17	2	290	1095	256	110	4	50	137	7	..	.484
Weeder, Norfolk...	34	14	15	2	251	887	201	107	18	103	150	8	..	.483
Perryman, Roanoke	30	12	13	..	226	843	195	85	7	50	136	2	..	.480
Shenn, Norfolk.....	41	15	17	1	277	997	209	131	16	126	173	10	..	.469
Gaston, Norfolk...	15	6	7	1	115	419	80	47	6	36	58	4	..	.461
Burden, Norfolk....	16	5	6	2	121	435	98	48	3	42	50	1	..	.454
Brown, Portsmouth	42	15	20	1	322	1116	339	163	18	87	95	2	..	.429
Vance, Petersburg.	37	12	16	4	284	1126	249	92	13	48	86	2	..	.429
Burleson, Richmond	9	3	4	..	71	256	77	38	1	14	39	2	..	.428
Paxson, N. News...	38	14	19	..	303	1129	269	126	22	76	185	6	..	.424
Hine, Norfolk.....	6	2	3	..	43	175	58	33	3	19	26	2	..	.400
Weidell, Ports.....	16	5	8	..	110	423	79	54	9	51	45	2	..	.378
H. Griffin, Rich....	27	7	12	2	196	775	190	81	6	24	65	..	..	.368
Howell, Portsmouth	26	8	15	..	205	779	188	108	6	63	90	10	..	.348
Throman, Norfolk..	5	1	2	..	34	118	28	13	1	17	13	..	..	.333
Hardin, Portsmouth	15	4	8	2	105	390	94	48	9	35	32	4	..	.333
Austin, N. News...	27	7	17	1	219	820	207	113	12	65	130	15	..	.292
Kull, N. News.....	8	2	5	..	65	243	62	28	2	25	18	..	..	.288
O'Brien, Ports.....	9	1	4	2	63	220	54	32	2	14	17	1	..	.200
Saxe, Norfolk.....	13	2	8	..	106	407	100	60	6	29	54	1	..	.200
Dye, Portsmouth...	19	3	13	1	124	458	122	72	20	48	55	3	1	.188
Waldorf, Norfolk..	7	1	6	..	39	158	50	28	4	15	20	3	..	.143
Vernelle, N. News.	10	1	7	..	80	329	96	6	4	16	32	2	..	.125

# Wisconsin-Illinois League

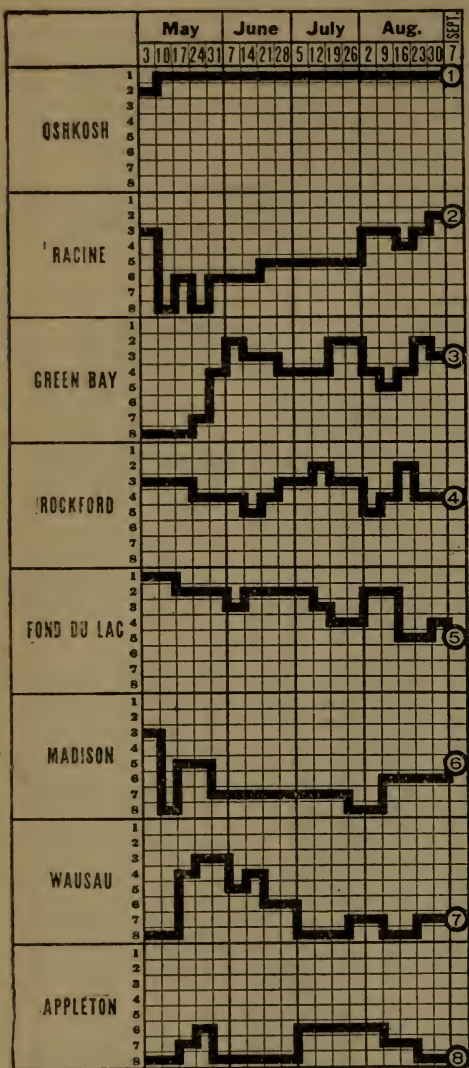
For the second successive year—the ninth of the organization—Oshkosh won the championship of the Wisconsin-Illinois League, after a close race with Racine, the runner-up of 1912, with Green Bay a good third. Rockford advanced from sixth to fourth place. Fond du Lac, formerly the Aurora club, finished fifth, Madison came from the rear to sixth place, Wausau dropped from fourth to seventh, and Appleton, third in 1912, was last. Oshkosh had an uninterrupted career in first position during the season, but Fond du Lac, Rockford and Green Bay all had hopes, Racine never getting out of the rut until the beginning of August and gradually displacing the others. The administrative affairs of the league were ably directed by President Francis R. Weeks.

### STANDING OF CLUBS AT CLOSE OF SEASON.

Club.	Wen.	Lost.	P.C.
Oshkosh .....	75	46	.620
Racine .....	72	51	.585
Green Bay .....	69	57	.548
Rockford .....	63	57	.525
Fond du Lac .....	63	60	.512
Madison .....	64	61	.512
Wausau .....	45	80	.360
Appleton .....	43	82	.344

### CHAMPIONSHIP WINNERS IN PREVIOUS YEARS.

1905—La Crosse .....	.623
1906—La Crosse .....	.644
1907—Freeport .....	.658
1908—Wausau .....	.597
1909—Madison .....	.627
1910—Appleton .....	.621
1911—Rockford .....	.617
1912—Oshkosh .....	.659



### INDIVIDUAL BATTING.

Name and Club.	G.	A.B.	R.	H.	2B.	3B.	HR.	TB.	SH.	SB.	BB.	SO.	P.C.
A. Walsh, Green Bay....	63	244	46	84	15	8	9	144	4	7	13	38	.344
A. Swalm, Madison.....	96	376	60	123	23	4	8	133	13	22	21	26	.327
Felsh, Fond du Lac.....	92	357	54	114	12	3	18	136	7	16	11	71	.319
King, Wausau .....	11	35	2	11	..	..	..	11	..	..	3	2	.316
Mollwitz, Green Bay.....	126	495	77	154	21	4	2	189	24	51	25	29	.311
Sylvester, Appleton .....	124	440	54	136	31	2	12	207	10	48	54	54	.309
Durham, Oshkosh .....	111	394	77	121	26	..	26	225	5	12	63	59	.305
Malloy, Wausau .....	34	133	32	40	6	1	1	51	3	11	25	22	.301
Bay, Madison .....	125	493	71	148	26	1	1	179	18	32	61	43	.300

INDIVIDUAL BATTING—(Continued).

Name and Club.	G.	AB.	R.	H.	2B.	3B.	HR.	TB.	SH.	SB.	BB.	SO.	PC.
Holt, Fond du Lac.....	124	474	46	140	33	5	1	186	12	28	28	67	.298
O. Wolf, Rockford.....	94	306	32	91	8	2	5	118	10	11	30	15	.297
Wines, Racine.....	94	340	41	101	13	2	10	148	13	7	14	45	.297
Marshall, Racine.....	93	351	42	104	23	5	1	140	9	31	25	65	.296
Williams, Oshkosh.....	87	365	54	107	28	2	13	178	..	13	16	39	.293
Harrison, Madison.....	106	385	42	112	16	2	7	153	18	28	16	30	.291
Donaldson, Madison.....	79	264	39	77	22	1	9	128	11	4	7	28	.291
Thomas, Green Bay.....	127	476	81	138	21	13	10	215	3	29	38	61	.289
Spellman, Oshkosh.....	107	366	54	106	21	1	20	189	6	14	44	61	.289
Cosgrove, Appleton.....	124	496	59	143	21	9	3	191	11	33	21	67	.288
Tiffany, Appleton.....	115	393	53	113	18	3	10	167	11	22	27	38	.287
Taylor, Oshkosh.....	116	455	69	130	29	2	3	172	10	19	33	35	.286
Connors, Rockford.....	114	441	52	126	35	3	4	179	10	7	40	50	.286
Cavanaugh, Appleton.....	102	363	39	102	24	1	1	131	10	12	35	44	.281
Wachtel, Fond du Lac...	64	174	17	49	6	1	5	72	2	2	2	38	.281
Besse, Wausau.....	43	160	22	45	1	2	3	69	2	4	15	38	.281
Erickson, Green Bay.....	111	358	52	100	25	7	11	172	9	10	38	84	.279
Bransen, Madison.....	87	300	43	83	17	..	..	100	6	13	36	41	.277
Hayes, Appleton.....	68	238	25	66	7	2	3	86	8	16	16	31	.277
C. Swalm, Madison.....	64	182	23	50	9	..	3	68	3	1	10	11	.274
Tracey, Oshkosh.....	117	472	63	127	21	3	1	157	21	22	25	40	.269
Wallen, Fond du Lac.....	15	60	15	16	1	..	..	17	1	5	5	8	.266
Mills, Madison.....	124	471	60	127	24	1	15	198	17	19	30	83	.264
Ens, Fond du Lac.....	100	356	43	94	20	3	4	132	18	11	26	81	.264
Scholl, Wausau.....	18	38	4	10	3	1	1	18	2	..	5	8	.263
Wais, Wausau.....	100	335	31	88	16	3	1	113	2	13	19	50	.262
Snow, Oshkosh.....	75	221	29	58	11	2	1	76	5	3	34	30	.262
Dulin, Rockford.....	116	429	52	112	14	6	2	144	16	21	38	43	.261
Sheehan, Fond du Lac...	56	208	32	54	13	..	..	67	9	8	19	29	.260
Nagel, Wausau.....	126	473	52	121	23	3	3	159	11	21	36	44	.256
Bauman, Green Bay.....	83	322	55	82	13	8	5	126	11	16	21	30	.255
Ormsby, Green Bay.....	41	102	11	26	4	2	2	40	2	2	3	26	.255
Long, Racine.....	29	111	16	28	5	2	1	40	3	9	11	17	.255
Hadley, Madison.....	127	446	59	113	25	1	8	164	38	10	62	79	.254
Kernan, Oshkosh.....	110	406	61	103	16	2	4	135	16	21	43	71	.254
Cantwell, Oshkosh.....	28	67	7	17	2	1	1	24	3	1	4	13	.254
McCabe, Racine.....	123	467	68	118	30	6	4	172	17	57	23	68	.253
Chouinard, Green Bay...	119	456	52	115	17	7	3	155	15	20	41	63	.252
Fremer, Madison.....	91	365	44	96	25	3	4	139	13	12	17	33	.252
Kelly, Wausau.....	126	457	57	114	14	1	..	130	17	21	46	55	.249
Wilkinson, Rockford.....	122	462	57	115	19	4	4	154	15	17	47	68	.249
Block, Rockford.....	109	393	56	98	13	5	..	121	18	39	33	75	.249
Lynch, Green Bay.....	123	457	67	114	10	2	..	128	20	25	57	54	.249
J. Walsh, Green Bay.....	50	151	16	37	8	1	2	53	..	2	8	17	.247
Lundine, Wausau.....	103	306	27	75	8	3	..	89	12	9	27	33	.245
L. Wolf, Rockford.....	111	438	57	104	13	5	2	133	5	12	57	89	.238
Juul, Wausau.....	17	42	3	10	1	..	..	11	1	..	1	9	.238
Jos. P. Sheffield, Gr. Bay	51	173	14	41	3	1	..	46	4	9	11	30	.237
Whitted, Fond du Lac...	40	152	17	36	3	2	1	46	5	8	10	25	.237
Price, Fond du Lac.....	16	55	7	13	4	..	..	17	3	1	1	10	.236
Wickenhoffen, F. du L...	84	245	10	58	7	1	..	67	18	2	11	22	.235
Bryant, Green Bay.....	22	65	5	15	2	1	..	19	..	..	1	18	.231
Claffy, Rockford.....	115	406	43	93	7	..	..	100	37	28	42	51	.229
Baxter, Appleton.....	117	447	63	102	10	..	..	112	19	26	38	44	.228
Gresel, Wausau.....	126	473	54	107	25	..	13	171	11	13	22	101	.227
Tally, Madison.....	59	220	29	50	3	1	..	55	11	26	25	33	.227
Lippold, Fond du Lac...	125	429	59	97	19	3	9	149	26	21	37	83	.226
Landgraf, Wausau.....	98	350	38	79	14	1	6	113	5	19	26	56	.226
Ryan, Green Bay.....	15	31	7	7	1	1	..	10	..	..	4	10	.226
Sewell, Rockford.....	8	31	3	7	..	..	..	7	..	1	2	8	.226
Goede, Racine.....	124	445	52	100	18	5	8	152	16	27	27	97	.225
Chillgard, Green Bay.....	118	412	60	92	14	4	13	153	7	35	38	97	.223
Demmer, Racine.....	77	274	35	61	9	3	3	85	7	8	35	70	.223
Boothby, Rockford.....	47	126	11	28	8	1	1	41	1	4	5	30	.222
Evans, Appleton.....	39	135	12	30	4	1	..	36	10	11	12	24	.222

## INDIVIDUAL BATTING—(Continued).

Name and Club.	G.	AB.	R.	H.	2B.	3B.	HR.	TB.	SH.	SB.	BB.	SO.	P.C.
Reynolds, Racine .....	121	475	53	105	13	..	..	118	11	26	53	55	.221
Murphy, Appleton .....	89	267	32	59	9	2	12	108	8	1	17	49	.221
Zabel, Appleton .....	41	145	15	32	3	..	..	35	7	4	1	24	.221
Fox, Racine .....	120	407	60	99	10	3	..	115	34	29	62	69	.219
Mueller, Fond du Lac....	45	130	9	28	3	..	2	37	3	6	15	25	.216
Lane, Fond du Lac.....	67	289	27	62	10	2	5	91	12	15	16	52	.215
Slover, Oshkosh .....	46	135	22	29	4	1	1	38	3	8	25	26	.215
Jas. P. Sheffield, Oshkosh	121	479	65	102	15	3	3	132	11	33	32	74	.213
Olson, Appleton .....	89	307	30	65	10	..	7	96	10	..	8	91	.212
Noel, Fond du Lac.....	39	113	7	24	4	..	..	28	3	1	4	28	.212
H. Nelson, Rockford.....	104	351	41	74	10	2	3	97	31	18	34	52	.211
Kerns, Racine .....	74	213	23	45	7	2	3	65	5	4	14	46	.211
Smith, Fond du Lac.....	68	256	41	54	10	1	3	75	8	16	25	40	.211
O'Brien, Appleton .....	39	133	16	28	1	2	1	36	4	2	7	10	.211
Murphy, Oshkosh .....	120	409	60	86	18	3	9	137	21	7	56	77	.210
Wolf, Fond du Lac.....	56	200	18	42	2	3	4	62	4	6	9	29	.210
B. Nelson, Rockford.....	47	133	25	28	4	..	5	47	5	2	15	36	.210
Hyzer, Wausau .....	44	153	10	32	2	1	..	36	4	7	6	28	.209
Wells, Green Bay.....	41	105	8	22	7	1	..	31	3	2	2	20	.209
Van Patter, Appleton....	38	110	12	23	4	..	1	30	3	..	6	22	.209
Smith, Racine .....	60	169	19	35	4	1	..	41	6	5	14	25	.208
Bewer, Wausau .....	49	174	23	36	8	..	1	47	7	2	25	19	.207
Friedley, Madison .....	31	83	8	17	5	1	..	24	3	..	4	19	.205
Carroll, Wausau .....	38	101	8	20	..	..	..	20	2	2	3	26	.198
Johnson, Madison .....	36	100	14	19	5	..	3	33	7	..	6	36	.190
Brady, Oshkosh .....	33	90	10	17	..	..	..	17	3	2	4	15	.188
Sweet, Green Bay.....	16	48	4	9	1	1	..	11	2	..	1	12	.187
McCann, Madison .....	24	77	9	14	5	..	..	19	..	1	4	9	.182
Kernan, Oshkosh .....	15	28	4	5	2	..	1	10	1	..	2	6	.179
Cristal, Appleton .....	81	226	19	40	6	1	2	54	5	9	39	46	.177
O'Cavina, Rockford .....	36	96	6	17	2	..	..	19	1	..	3	26	.177
Weeks, Madison .....	80	244	20	43	5	..	..	48	12	2	32	43	.176
Overton, Wausau .....	33	123	12	21	1	..	1	25	1	6	15	36	.170
Maul, Racine .....	8	24	2	4	1	..	..	5	..	..	1	7	.167
Baillies, Wausau .....	42	120	5	20	2	..	..	22	3	3	7	20	.166
Marshall, Rockford .....	27	62	4	10	1	2	..	15	4	1	6	20	.161
Jacks, Fond du Lac.....	38	100	5	16	1	..	1	20	3	..	8	42	.160
Burnham, Green Bay.....	18	44	3	7	..	..	7	2	..	..	..	11	.159
Kench, Wausau .....	30	70	8	11	1	1	..	14	3	..	5	25	.157
Scanlon, Green Bay.....	39	93	7	14	5	1	..	21	2	3	6	19	.151
Malone, Racine .....	18	33	4	5	..	..	..	5	3	..	6	14	.151
Novak, Appleton .....	68	209	21	30	5	..	..	35	14	9	37	40	.143
Stuart, Fond du Lac.....	30	77	9	11	1	2	..	16	5	1	8	19	.143
Clark, Racine .....	47	115	10	16	1	..	..	17	3	4	6	21	.139
Caporal, Racine .....	23	65	1	9	1	..	..	10	1	..	4	21	.138
Hoffman, Oshkosh .....	35	89	3	12	2	..	..	14	5	..	5	9	.135
Goodbred, Oshkosh .....	35	101	5	13	1	..	..	14	4	3	3	25	.127
Palmer, Racine .....	32	93	6	11	1	..	1	15	3	..	4	28	.118
Shackelford, Rockford ..	30	109	4	12	1	..	..	13	5	1	4	23	.110
Pickett, Madison .....	11	30	3	3	..	..	..	3	1	..	4	6	.100
Christman, Wausau .....	11	21	1	2	..	..	..	2	1	..	..	4	.095
Johnson, Racine .....	20	55	1	5	1	..	..	6	1	..	2	15	.091
Graham, Appleton .....	28	73	3	6	1	1	..	9	1	..	4	34	.082
Hirsch, Rockford .....	18	51	1	2	..	..	..	2	3	..	2	21	.040

## CLUB BATTING.

Club.	G.	AB.	R.	H.	2B.	3B.	HR.	TB.	SH.	SB.	BB.	SO.	P.C.
Green Bay .....	127	4204	591	1108	172	63	59	1583	108	236	318	661	.263
Madison .....	127	4430	547	1134	231	15	60	1575	170	178	341	553	.256
Fond du Lac... ..	126	4119	468	1022	165	29	59	1422	148	178	271	772	.248
Oshkosh .....	121	4040	570	999	185	19	75	1447	125	158	386	610	.247
Rockford .....	122	4039	472	967	140	31	26	1247	62	177	373	632	.239
Appleton .....	126	4036	431	958	147	26	55	1322	133	191	298	581	.237
Racine .....	125	3921	465	904	141	30	33	1204	153	220	349	709	.231
Wausau .....	126	4161	469	993	181	18	32	1306	98	146	353	688	.224



INDIVIDUAL FIELDING.  
FIRST BASEMEN.

Name and Club.	G.	P.O.	A.	E.	PC.	Name and Club.	G.	P.O.	A.	E.	PC.
Mollwitz, Gr. Bay..	126	1291	83	22	.984	Reynolds, Racine....	121	1092	86	26	.979
Sylvester, Appleton.	32	350	23	6	.984	Donaldson, Madison.	31	260	24	6	.979
Tracey, Oshkosh....	117	1112	63	20	.982	Connors, Rockford..	114	1171	67	28	.978
Ens, Fond du Lac..	100	1004	45	19	.982	Zabel, Appleton....	41	417	35	10	.973
Mills, Madison.....	79	724	45	14	.982	Tiffany, Appleton...	40	313	15	9	.972
Kelley, Wausau.....	126	1198	72	26	.980						

SECOND BASEMEN.

Fox, Racine.....	120	230	314	16	.971	Hadley, Madison....	45	123	134	17	.933
Fremer, Madison....	91	282	260	17	.969	Landgraf, Wausau..	98	192	257	31	.935
Lippold, F. du L....	47	96	114	18	.961	Kernan, Oshkosh....	110	265	283	40	.932
Chillgard, Gr. Bay.	118	284	307	40	.947	Wolf, F. du L.....	23	33	42	6	.930
H. Nelson, Rock....	104	227	293	31	.944	Wais, Wausau.....	44	71	109	15	.923
Baxter, Appleton...	117	242	335	37	.940	Price, F. du L.....	16	36	49	10	.895

THIRD BASEMEN.

Bewer, Wausau.....	49	84	90	19	.982	Lippold, F. du L...	58	73	108	16	.919
Novak, Appleton....	68	73	128	10	.953	Bransen, Madison...	87	130	140	25	.916
Dulin, Rockford....	116	145	224	19	.951	Overton, Wausau...	33	57	51	10	.915
Lynch, Green Bay...	123	145	226	24	.939	Cavanaugh, App....	102	120	174	35	.897
O'Brien, Appleton...	39	54	54	7	.939	Holt, F. du L.....	49	75	85	20	.889
Murphy, Oshkosh....	120	144	243	31	.926	Tally, Madison.....	59	77	69	21	.875
Wines, Racine.....	94	98	156	22	.921						

SHORTSTOPS.

Goede, Racine.....	124	290	342	39	.941	Hadley, Madison....	82	135	206	29	.897
Olson, Appleton....	87	154	282	39	.918	Sheehan, F. du L...	56	109	142	29	.896
Claffy, Rockford....	115	227	341	57	.909	Wolf, F. du L.....	33	44	89	20	.876
Thomas, Gr. Bay...	127	244	349	61	.907	Evans, Appleton....	39	59	105	24	.872
Nagel, Wausau.....	126	255	321	61	.905	Felsh, F. du L.....	58	94	142	36	.868
Taylor, Oshkosh....	116	182	269	50	.901	Mills, Madison.....	45	90	92	31	.855

OUTFIELDERS.

Malloy, Wausau.....	34	48	4	..	1000	Marshall, Racine....	93	170	10	8	.957
Bay, Madison.....	125	253	12	2	.992	Gresel, Wausau.....	126	256	40	14	.955
Lane, F. du L.....	67	110	9	1	.991	Smith, Fond du Lac	68	139	12	7	.955
Demmer, Racine....	77	83	4	1	.988	Long, Racine.....	29	64	..	3	.955
Slover, Oshkosh....	46	47	3	1	.981	Wilkinson, Rock....	122	147	19	8	.954
Holt, F. du L.....	49	87	6	2	.979	Durham, Oshkosh...	111	167	13	9	.952
L. Wolf, Rockford..	111	164	12	5	.973	Block, Rockford....	109	201	18	11	.952
Cosgrove, Appleton..	124	233	14	7	.972	Chouinard, Gr. Bay.	119	243	29	14	.951
Williams, Oshkosh..	87	150	13	5	.972	Hyzer, Wausau.....	44	49	4	3	.946
Felsh, F. du L.....	34	62	6	2	.971	Sylvester, Appleton.	92	118	27	9	.942
Jos. P. Shef'ld, GB.	51	64	4	2	.971	McCabe, Racine....	123	97	10	14	.937
Harrison, Madison..	106	174	13	6	.969	Whitted, F. du L...	40	69	8	6	.923
Bauman, Green Bay	88	152	24	6	.967	A. Walsh, Gr. Bay.	63	80	7	8	.916
Besse, Wausau.....	43	73	10	3	.965	Spellman, Oshkosh..	44	35	8	4	.915
Jas. P. Shef'ld, Os.	121	218	15	10	.959	Wachtel, F. du L..	28	17	4	2	.913
A. Swalm, Madison.	96	139	18	7	.957	Tiffany, Appleton...	29	49	11	7	.895

PITCHERS.

Murphy, Appleton...	26	8	52	..	1000	Wachtel, F. du L..	36	12	95	5	.955
Scholl, Wausau.....	18	5	36	..	1000	Ormsby, Green Bay.	41	11	86	5	.951
Christman, Wausau	11	2	23	..	1000	Wells, Green Bay..	41	24	81	6	.946
Pickett, Madison....	11	4	27	..	1000	Van Patter, App...	38	14	74	5	.946
Maul, Racine.....	8	2	21	..	1000	Shackelford, Rock..	30	11	93	6	.946
Kench, Wausau.....	30	12	95	1	.991	Baillies, Wausau....	42	6	96	6	.945
C. Swalm, Madison.	24	16	74	1	.989	Hoffman, Oshkosh..	35	21	81	6	.945
Friedley, Madison...	25	11	91	2	.981	Johnson, Racine....	20	8	42	3	.944
Marshall, Rockford.	13	6	31	1	.973	Palmer, Racine.....	33	11	66	5	.939
Kirwan, Oshkosh....	15	1	27	1	.966	Johnson, Madison...	36	13	90	7	.936
Sweet, Green Bay..	16	3	26	1	.966	Goodbred, Oshkosh..	35	8	78	6	.935
Caporal, Racine.....	23	8	44	2	.963	Boothby, Rockford..	40	20	105	9	.933
Noel, Fond du Lac.	39	12	104	5	.959	Burnham, Gr. Bay.	18	10	31	3	.932
Clark, Racine.....	45	20	93	5	.958	Bryant, Green Bay.	22	4	49	4	.930
Scanlon, Gr. Bay...	39	19	90	5	.957	Jacks, Fond du Lac.	38	7	92	8	.925

INDIVIDUAL FIELDING—PITCHERS —(Continued).

Name and Club.	G.	PO.	A.	E.	PC.	Name and Club.	G.	PO.	A.	E.	PC.
Donaldson, Madison	23	26	36	5	.925	Cantwell, Oshkosh..	28	9	48	6	.905
Carroll, Wausau....	38	25	108	11	.924	Graham, Appleton..	28	15	37	7	.881
O'Cavina, Rockford.	36	28	99	11	.920	Hirsch, Rockford...	18	6	38	7	.867
Cristal, Appleton....	36	16	84	7	.917	Malone, Racine.....	18	3	19	4	.846
Brady, Oshkosh.....	33	12	61	7	.913	Juul, Wausau.....	17	..	20	8	.714

CATCHERS.

Sewell, Rockford....	8	40	5	..	1000	Smith, Racine.....	60	350	49	9	.978
Wick'hoffer, F. du L.	84	427	94	5	.991	Kerns, Racine.....	74	421	80	13	.975
Snow, Oshkosh.....	75	442	93	6	.989	Tiffany, Appleton...	46	232	42	7	.975
Weeks, Madison.....	80	484	113	8	.987	Hayes, Appleton....	68	305	88	12	.971
Lundine, Wausau... 103	532	108	9	.986	B. Nelson, Rockford	31	172	24	6	.971	
Erickson, Gr. Bay... 90	466	105	9	.984	J. Walsh, Gr. Bay..	28	134	34	7	.960	
Spellman, Oshkosh.. 63	435	58	9	.982	Stuart, F. du L....	30	130	32	7	.959	
O. Wolf, Rockford.. 94	549	85	13	.980	McCann, Madison...	24	161	27	8	.959	
Wais, Wausau..... 39	186	48	5	.979	Mueller, F. du L....	37	171	39	11	.951	

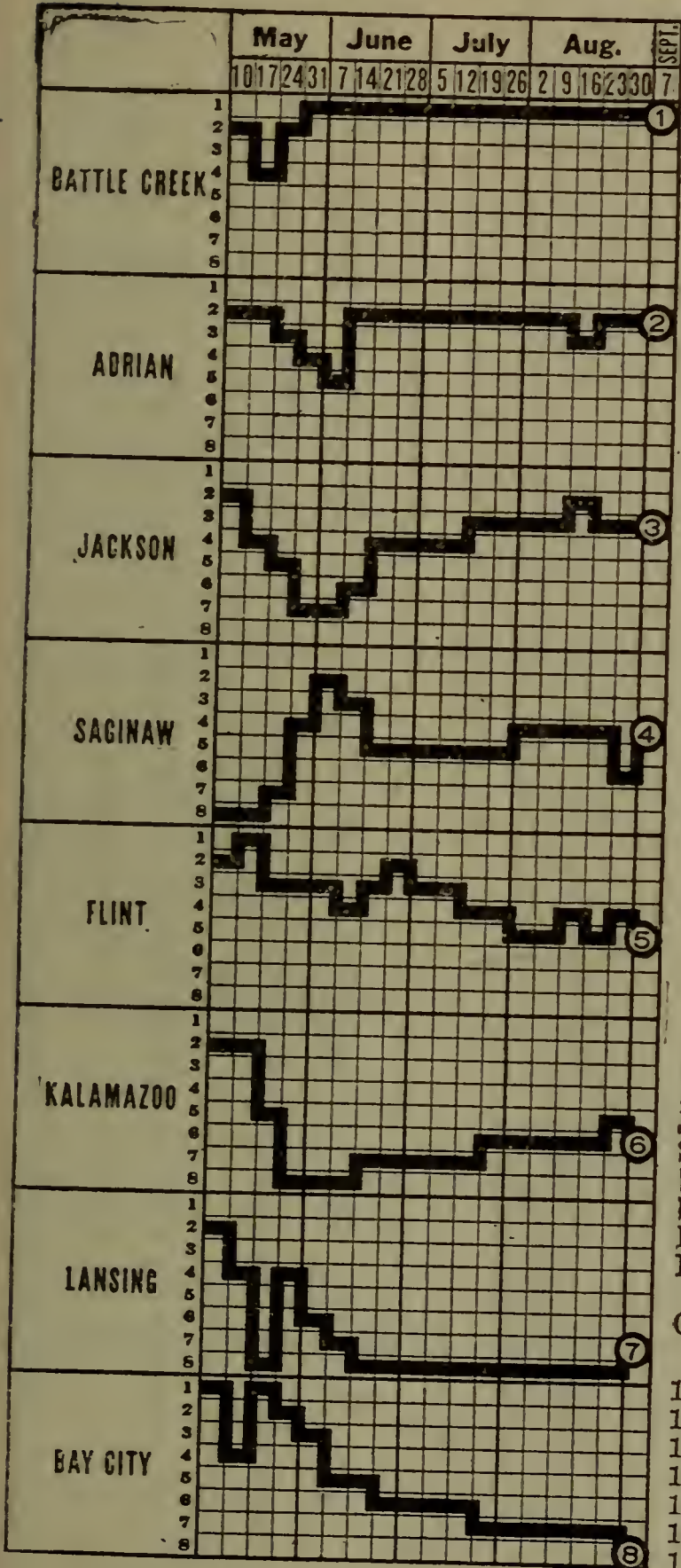
CLUB FIELDING.

Club.	G.	PO.	A.	E.	PC.	Club.	G.	PO.	A.	E.	PC.
Racine .....	125	3304	1480	190	.961	Rockford .....	122	3273	1616	241	.954
Madison .....	127	3360	1572	230	.956	Appleton .....	126	3242	1669	252	.952
Oshkosh .....	121	3242	1409	214	.956	Wausau .....	126	3276	1515	250	.951
Green Bay .....	127	3339	1559	240	.954	Fond du Lac.....	126	3312	1585	274	.947

PITCHERS' RECORDS.

Name-Club.	G.	IP.	Opponents					P.	Bk.	W.	L.	T.	TO.	Fn.	PC.	
			AB.	H.	R.	SO.	BB.									HB.
Clark, Racine ....	35	258	919	199	72	156	44	4	7	..	21	7	..	1	6	.750
Maul, Racine .....	9	73	250	43	20	30	13	1	..	1	6	2	..	1	..	.750
Pickett, Madison..	11	95	355	87	35	57	12	5	..	..	8	3	..	..	..	.728
Hoffman, Oshkosh.	35	257	945	218	96	153	79	10	8	1	20	9	..	4	2	.689
Cantwell, Oshkosh.	24	155	569	113	58	145	70	10	13	..	13	6	..	3	2	.684
Palmer, Racine ..	33	250	917	208	92	157	85	13	7	..	16	8	1	..	8	.667
Caporal, Racine ..	24	180	628	123	53	131	67	7	1	..	14	7	2	..	..	.667
Jacks, Fond du L.	40	291	1046	227	96	178	89	10	7	2	23	12	..	..	5	.656
Brady, Oshkosh...	31	224	807	176	82	174	88	16	5	1	18	10	..	..	3	.643
Marshall, Rock....	13	106	386	90	38	45	19	2	5	..	7	4	1	1	..	.637
Wells, Green Bay.	39	235	915	246	116	86	36	7	3	..	18	11	..	3	7	.621
Shackelford, Rk...	32	263	927	197	75	199	52	8	7	..	18	11	1	1	1	.621
C. Swalm, Mad....	24	223	826	205	81	110	39	7	..	..	14	9	1	..	..	.609
Goodbred, Oshkosh	34	260	960	218	100	206	53	11	2	..	18	12	..	1	3	.600
Johnson, Racine...	21	149	509	109	45	106	51	5	3	1	9	6	..	..	6	.600
Burnham, Gr. Bay	19	123	470	129	66	72	37	9	5	..	7	5	..	5	2	.584
A. Johnson, Mad..	34	278	1010	228	104	207	55	10	..	..	19	14	..	..	1	.576
O'Cavina, Rock...	35	240	818	200	118	104	106	20	5	2	15	12	..	1	5	.555
Sweet, Green Bay.	16	119	465	125	49	91	33	7	3	..	8	7	..	..	1	.533
Ormsby, Gr. Bay.	39	248	905	212	101	131	95	13	11	1	14	13	..	4	8	.519
Wachtel, F. du L.	36	290	1087	250	109	142	67	11	8	..	15	15	1	4	1	.500
Boothby, Rock....	40	288	1080	244	108	201	71	11	11	..	15	16	..	..	9	.484
Bryant, Gr. Bay..	23	152	574	142	78	92	49	11	8	..	8	9	..	1	4	.471
Baillies, Wausau..	40	304	1078	342	163	164	57	10	8	1	15	17	1	1	6	.469
Malone, Racine ..	19	111	304	80	53	75	51	6	4	1	6	7	..	2	4	.461
Scanlon, Gr. Bay.	36	259	990	273	153	143	75	7	7	..	11	13	2	3	7	.458
Noel, F. du L....	36	296	1103	233	112	201	99	22	13	..	15	18	2	..	1	.455
Kench, Wausau ..	29	209	803	202	101	96	42	5	6	..	12	15	..	..	2	.444
Donaldson, Mad...	23	131	488	124	77	67	45	9	2	..	7	9	..	2	4	.437
Cristal, Appleton..	30	232	889	223	129	135	74	13	13	..	12	16	..	..	2	.429
Friedley, Madison.	25	190	696	160	74	132	30	11	1	..	9	12	..	2	2	.429
Hirsch, Rockford..	19	140	519	118	54	94	49	4	8	..	6	9	..	3	1	.400
Christman, Wau...	9	53	212	64	28	31	9	1	1	..	3	5	..	..	1	.375
Murphy, Appleton.	26	157	593	158	85	55	51	6	4	..	7	13	..	1	4	.350
Van Patter, App..	27	217	788	194	96	156	72	4	9	..	9	17	..	1	..	.349
Graham, Appleton	28	191	712	172	113	132	73	7	3	..	7	14	..	2	5	.333
Juul, Wausau ....	17	104	392	115	67	79	58	5	12	..	4	8	..	3	2	.333
Carroll, Wausau..	38	260	1014	271	136	147	70	5	10	1	8	22	1	1	6	.266
Kirwan, Oshkosh..	15	82	296	90	50	32	34	9	1	..	2	6	..	1	5	.250
Scholl, Wausau ..	15	94	375	119	62	26	18	2	1	..	2	10	..	1	2	.166

# Southern Michigan Association



The Southern Michigan Association race during the eighth year of the league closed without a contest for the championship, Battle Creek having gone to the front early in June by winning fifteen straight games and thereafter maintaining a comfortable lead to the finish. The struggle among the other clubs was close throughout, and at all times there was a race for position. After the first month, having made a poor start, the Jackson club showed a fine spurt, and finished in third place. Adrian played consistently all season, landing second place: Lansing was a poor trailer until the last six weeks, when the team suddenly braced up, winning 800 per cent of its games during that time, finally pushing Bay City to the bottom location. In spite of particularly bad weather until the middle of June, most of the clubs finished well financially. On July 17, 18 and 19 the Battle Creek and Adrian clubs played a remarkable series at Adrian. The first game went to twenty innings, the second ten innings, and the third fourteen innings.

### STANDING OF CLUBS AT CLOSE OF SEASON.

Club.	Won.	Lost.	P.C.
Battle Creek .....	77	46	.626
Adrian .....	68	55	.553
Jackson .....	66	60	.524
Saginaw .....	60	65	.480
Flint .....	57	64	.471
Kalamazoo .....	59	67	.468
Lansing .....	54	68	.443
Bay City .....	54	70	.435

### CHAMPIONSHIP WINNERS IN PREVIOUS YEARS.

1906—Mt. Clemens .....	.670
1907—Tecumseh .....	.622
1908—Saginaw .....	.581
1909—Saginaw .....	.584
1910—Kalamazoo .....	.626
1911—Kalamazoo .....	.633
1912—Adrian .....	.624

### INDIVIDUAL BATTING.

Name and Club.	G.	AB.	R.	H.	2B.	3B.	HR.	TB.	SH.	SB.	BB.	SO.	P.C.
F. Mitchell, Flint.....	41	159	36	57	10	3	..	74	3	9	15	14	.358
Becker, Kalamazoo .....	65	250	37	88	9	5	..	107	6	33	13	31	.352
Bramble, Kalamazoo ....	89	324	45	113	18	9	1	152	3	18	22	65	.349
Wagner, Kalamazoo .....	117	426	61	143	22	5	..	175	13	20	33	28	.336
Stimpson, Lansing .....	112	415	62	138	14	6	2	170	11	27	30	43	.333
Asher, Flint-Bay City....	48	114	15	38	9	..	..	47	3	3	5	16	.333

## INDIVIDUAL BATTING—(Continued).

Name and Club.	G.	AB.	R.	H.	2B.	3B.	HR.	TB.	SH.	SB.	BB.	SO.	PC.
Smith, Adrian .....	78	302	46	100	22	5	4	144	7	26	25	61	.331
Neuschafer, Kal.-Fl.-La..	66	172	26	57	15	2	2	82	3	2	12	34	.331
Fulton, Sag.-Kal. ....	47	146	23	48	8	6	..	68	5	5	7	13	.329
Harris, Bay City.....	96	331	48	109	26	14	2	169	7	9	50	49	.329
Jenkins, Adrian .....	112	425	88	138	17	12	1	182	34	28	41	23	.325
Pendry, Saginaw .....	84	321	60	104	22	3	1	135	9	33	18	40	.324
Cosma, Jackson .....	51	195	33	63	13	4	1	88	6	11	14	33	.323
Dawson, Saginaw .....	27	94	12	30	2	..	..	32	2	5	2	10	.319
Cable, Jackson .....	120	417	51	132	17	6	1	164	22	28	19	57	.317
Walters, Adrian .....	120	443	54	139	38	8	2	199	12	11	20	40	.314
Eible, Saginaw .....	125	464	75	145	33	12	2	208	21	27	42	72	.312
Streeter, Jackson .....	100	384	78	119	15	16	1	169	10	31	53	35	.310
McNellis, Lansing .....	122	472	85	146	26	4	1	183	13	59	47	32	.309
Coombs, Adrian .....	122	452	77	139	30	11	10	221	34	22	32	73	.308
Huhn, Adrian .....	124	472	60	144	33	7	8	215	22	23	27	65	.305
Cahill, Jackson .....	127	469	63	143	36	7	1	196	21	35	31	31	.305
Lindholm, Bay Cy.-Flint.	119	436	75	133	28	14	7	210	18	28	45	54	.305
Kaiser, Bay City-Adrian.	85	339	35	103	11	12	..	138	8	13	12	35	.304
Hartwell, Bay City.....	116	480	64	145	12	4	1	168	6	23	18	47	.302
Gurskey, Flint .....	10	30	1	9	2	..	..	11	4	1	2	4	.300
Duncan, Flint .....	97	385	60	115	10	8	5	156	7	24	19	43	.299
Green, Sag.-Bat. Cr ....	120	459	69	137	18	7	2	175	31	32	37	48	.298
Brown, Bay Cy.-Jackson.	117	430	79	128	21	13	3	184	7	38	46	76	.298
Warner, Jackson .....	40	124	13	37	6	7	..	57	..	3	8	13	.298
Hemingway, Lansing ....	122	451	70	133	19	12	..	176	12	42	35	53	.295
Manning, Saginaw .....	116	424	57	124	16	6	..	152	15	25	39	51	.292
Cote, Kalamazoo .....	120	466	69	135	25	8	1	179	16	23	19	54	.290
McCarthy, Flint-Lansing.	117	420	60	121	25	4	6	172	16	36	45	39	.288
Baschang, Saginaw .....	119	441	76	127	18	8	..	162	16	36	58	64	.288
Dowling, Bay C.-Lansing.	113	422	66	121	19	6	5	167	20	21	40	73	.287
Rynerson, Kalamazoo ....	9	28	4	8	1	..	..	9	..	..	1	10	.286
Callahan, Battle Creek...	108	397	65	113	12	4	1	136	6	32	45	24	.285
Helmer, Lansing .....	100	336	45	95	21	10	4	148	10	9	28	66	.283
J. Jones, Saginaw .....	45	120	16	34	5	..	..	39	3	..	8	30	.283
Badger, Battle Creek....	115	433	61	122	26	10	3	177	16	15	38	70	.282
Dobbins, Flint .....	110	366	43	103	18	7	3	144	11	17	32	38	.281
Nevitt, Battle Creek....	107	391	63	109	16	9	1	146	8	25	37	31	.279
Niehaus, Battle Creek....	54	133	16	37	7	..	..	44	1	4	17	43	.278
Pay, Kalamazoo .....	97	351	49	96	14	2	2	120	19	18	37	34	.274
Todd, Jackson-Lansing ..	110	376	56	103	17	6	2	138	12	23	25	50	.274
Snyder, Saginaw .....	95	317	43	86	18	7	2	124	20	26	23	71	.271
Love, Flint .....	82	299	29	81	11	2	4	108	10	9	16	25	.271
Carnes, Adrian .....	94	322	34	87	13	5	..	110	9	9	33	57	.270
Jansen, Saginaw .....	69	250	31	67	7	..	1	77	7	9	19	53	.268
E. L. Scott, Flint.....	46	127	7	34	5	5	..	45	8	1	5	31	.268
Gorham, Lan.-Bay City..	119	437	60	116	19	6	2	153	15	38	35	78	.265
LaRoss, Battle Creek....	115	468	61	124	16	5	3	159	10	43	18	53	.265
Richards, Bay City.....	125	460	65	121	13	3	1	143	27	26	47	52	.263
Duncanson, Kalamazoo ..	43	139	12	36	4	2	..	44	4	4	15	30	.259
Henges, Battle Creek....	126	522	76	134	19	12	1	180	9	22	33	60	.257
Pitler, Jackson .....	86	298	44	76	7	1	1	88	21	14	23	31	.255
Duffy, Adrian-Lansing ...	32	83	8	21	4	1	..	27	4	..	4	12	.253
Lyons, Adrian-Bay City..	115	397	50	100	19	7	4	145	17	15	40	75	.252
Hickman, Bay City.....	49	119	10	30	2	1	..	34	2	1	2	1	.252
McHale, Jack.-Lan.-Fl....	95	355	40	89	13	2	2	111	21	15	25	43	.251
Runser, Jackson .....	123	431	64	107	14	12	4	157	29	48	37	69	.248
Thrailkill, Fl.-Lan.-B.Cy..	107	375	36	93	18	4	3	128	26	20	20	84	.248
Gill, Battle Creek.....	126	500	49	123	17	8	2	162	13	27	18	50	.246
Burdick, Lansing .....	35	115	8	28	2	1	..	32	6	..	6	21	.243
Hernandez, Flint .....	120	403	58	98	18	7	..	130	20	42	57	64	.243
Galm, Flint-Lansing .....	64	169	14	41	9	2	1	57	7	..	1	35	.243
Chase, La.-J.-Ad.-Bat. C.	58	143	15	34	4	4	..	46	1	2	13	32	.238
Sensenbach, Flint-Sag. ..	114	420	42	100	16	6	..	128	39	20	28	74	.238
Jayes, Bay City-Flint....	69	245	26	58	8	4	..	74	9	6	22	47	.237
Taylor, Jackson .....	81	253	23	60	10	5	2	86	11	11	19	55	.237

INDIVIDUAL BATTING—(Continued).

Name and Club.	G.	AB.	R.	H.	2B.	3B.	HR.	TB.	SH.	SB.	BB.	SO.	PC.
W. Scott, Saginaw.....	58	159	15	37	7	..	..	44	8	1	8	24	.233
Kearney, Lansing-Flint...	96	317	37	74	18	8	..	108	15	10	39	69	.233
Langenham, Bay City....	40	146	20	34	6	..	..	40	8	12	12	42	.233
Holmes, Saginaw .....	106	350	39	81	12	1	..	95	9	16	35	57	.231
O'Connell, Kalamazoo ...	86	318	46	73	8	5	..	91	20	12	25	53	.230
Donnelly, Bay City.....	50	171	16	39	8	3	..	55	1	8	15	41	.228
Bowden, Lansing .....	93	309	24	66	14	2	..	84	10	9	13	90	.214
Archer, Kalamazoo .....	107	366	18	78	11	2	..	93	30	9	14	31	.213
Williams, Battle Creek..	123	429	45	91	18	4	1	120	20	19	41	79	.212
Sharkey, Kalamazoo .....	111	348	24	73	14	1	..	89	13	8	34	110	.210
Vallandingham, La.-Fl...	42	131	3	27	2	1	..	31	3	2	8	30	.207
Lape, Kalamazoo .....	51	152	12	31	5	..	..	36	9	5	8	40	.204
Ferren, Jackson .....	41	103	12	21	1	1	..	24	6	..	11	25	.204
Confrey, Bay City.....	111	350	30	71	9	2	1	87	16	12	38	54	.203
Henderson, Adrian .....	33	102	10	20	3	2	..	27	9	2	6	18	.196
McDonald, Battle Creek.	42	112	6	22	1	1	..	25	3	2	2	34	.196
Spencer, Saginaw .....	13	41	5	8	2	1	..	12	3	1	1	19	.195
Mitchell, Adrian .....	124	418	31	81	7	4	..	96	19	8	30	46	.194
Scheible, Battle Creek....	31	83	5	16	3	..	1	22	1	1	2	26	.193
McKernan, Battle Creek..	40	131	15	24	2	..	..	26	2	6	19	31	.183
Thomas, Bay City.....	19	60	5	11	4	..	..	15	..	..	..	27	.182
Kane, Flint .....	13	39	1	7	..	..	..	7	2	1	2	16	.179
Schwenk, Saginaw .....	52	129	16	23	4	..	..	27	1	4	11	46	.178
Slevin, Jackson .....	89	289	27	50	9	5	..	69	12	7	17	80	.173
Curtis, Flint .....	32	79	8	12	3	..	1	18	2	..	2	31	.162
Troy, Adrian .....	50	113	9	17	3	..	1	23	6	1	8	56	.150
Spaulding, Jackson .....	42	93	5	14	1	1	..	17	3	1	2	30	.150
Williams, Flint .....	13	37	..	5	..	..	..	5	..	..	..	13	.135
Kreski, Bay City.....	45	98	11	13	2	..	..	15	1	2	17	44	.132
Hewes, Adrian .....	58	147	14	18	4	..	..	22	4	1	10	49	.122
Nickel, Jack.-Lan.-Fl. ...	24	58	2	7	..	1	..	9	4	..	2	7	.121
Linnie, Bat. Cr.-Kal. ....	34	85	4	10	..	..	..	10	3	1	3	32	.117
Hildreth, Lansing .....	29	60	7	6	..	..	..	6	..	3	6	27	.100
Loomis, Adrian-Lansing..	42	116	7	11	4	..	..	15	2	..	2	56	.095
B. Jones, Adrian.....	16	35	2	3	..	..	..	3	1	..	..	9	.086
Watkins, Battle Creek...	18	45	4	3	..	1	..	5	..	..	3	23	.067
Halstead, Kalamazoo ....	20	46	2	3	..	..	..	3	1	1	2	19	.065

CLUB BATTING.

Club.	G.	AB.	R.	H.	2B.	3B.	HR.	TB.	SH.	E.	SB.	B.	BB.	SO.	PC.
Lansing .....	126	4143	550	1124	185	61	17	1482	133	129	260	830	329	714	.271
Saginaw .....	127	4127	572	1110	188	52	6	1420	170	125	251	787	344	730	.269
Adrian .....	124	4087	529	1096	198	70	31	1527	184	132	170	762	291	693	.268
Jackson .....	127	4103	560	1088	174	87	18	1490	187	175	237	830	329	653	.265
Kalamazoo .....	126	4086	454	1058	161	50	4	1331	174	122	176	832	293	702	.258
Flint .....	121	3930	465	1014	166	63	30	1396	150	120	196	722	281	600	.258
Battle Creek .....	126	4282	540	1096	158	62	15	1423	114	157	231	768	318	628	.255
Bay City .....	125	4153	488	1025	152	60	11	1330	129	155	180	855	347	733	.246

INDIVIDUAL FIELDING.

FIRST BASEMEN.

Name and Club.	G.	PO.	A.	E.	PC.	Name and Club.	G.	PO.	A.	E.	PC.
Harris, Bay City..	96	551	41	5	.992	Carnes, Adrian.....	94	878	51	17	.982
Cosma, Jackson.....	51	386	23	5	.988	Sharkey, Kal.....	111	1051	68	28	.975
Hernandez, Flint...	86	840	53	13	.985	Eibel, Saginaw.....	125	1051	108	24	.970
Badger, Bat. Cr....	115	1124	82	17	.985	Hemingway, Lan...	122	970	117	37	.966

SECOND BASEMEN.

Henderson, Adrian..	33	77	81	4	.975	Jansen, Saginaw....	69	162	149	18	.945
Wagner, Kalamazoo	117	327	277	22	.964	McKernan, Bat. Cr.	40	92	34	8	.940
McNellis, Lansing..	122	353	284	31	.953	Gill, Bat. Cr.....	22	49	61	7	.937
Williams, Bat. Cr..	102	269	315	29	.952	Coombs, Adrian.....	122	298	231	36	.936
Hartwell, Bay City.	116	307	298	25	.950	Cable, Jackson.....	96	227	227	33	.932

## INDIVIDUAL FIELDING—(Continued).

## THIRD BASEMEN.

Name and Club.	G.	P.O.	A.	E.	P.C.	Name and Club.	G.	P.O.	A.	E.	P.C.
Pay, Kalamazoo.....	97	139	214	17	.954	Walters, Adrian....	120	139	223	27	.931
McCarthy, Fl.-Lan..	117	104	98	13	.940	Pendry, Saginaw....	84	96	157	19	.930
Gorham, Lan.-B. Cy.	119	126	199	20	.939	Henges, Bat. Cr....	126	116	221	29	.921
Love, Flint.....	82	70	105	12	.936	Runser, Jackson....	123	179	233	41	.909
Gurskey, Flint.....	10	13	16	2	.935	Kane, Flint.....	13	11	20	8	.795

## SHORTSTOPS.

Sensenbach, Fl.-Sag.	114	263	338	39	.939	Richards, Bay City.	125	208	357	51	.917
Callahan, Bat. Cr...	108	214	290	34	.937	O'Connell, Kal.....	86	144	282	39	.916
Pitler, Jackson.....	86	204	201	27	.937	McHale, J.-L.-Fl....	53	103	142	41	.857
Mitchell, Adrian....	124	257	289	42	.929	Warner, Jackson....	40	46	49	19	.833
Todd, Lansing.....	110	172	308	41	.921	Cable, Jackson.....	23	24	46	18	.795

## OUTFIELDERS.

Jenkins, Adrian.....	112	205	9	2	.991	Kearney, Lan.-Fl... 96	286	26	13	.958	
Smith, Adrian.....	78	87	8	1	.990	Gill, Bat. Cr.....	103	185	18	10	.953
Langenham, B. Cy..	40	69	1	1	.988	Jayes, B. Cy.-Fl....	69	108	13	6	.953
Lyons, Adr.-B. Cy..	115	184	22	3	.986	Manning, Saginaw..	116	197	20	11	.952
Kaiser, B. Cy.-Adr..	37	42	6	1	.980	Snyder, Saginaw....	95	265	42	16	.951
Streeter, Jackson...	100	175	10	4	.979	Lindholm, B.Cy.-Fl.	119	205	13	12	.948
Becker, Kalamazoo..	65	129	34	4	.976	Green, Bat. Cr.....	120	182	18	11	.948
Stimpson, Lansing..	112	196	21	3	.976	LaRoss, Bat. Cr....	115	195	28	13	.945
Jansen, Saginaw....	27	27	3	1	.968	Duncan, Flint.....	97	129	19	9	.943
Dowling, B. Cy.-L..	113	215	18	8	.967	Mitchell, Flint.....	41	53	27	5	.941
Bramble, Kalamazoo	89	124	17	5	.966	Cahill, Jackson.....	127	148	17	11	.937
Brown, Jackson....	117	194	18	8	.964	Helmer, Lansing....	100	114	14	9	.934
Cote, Kalamazoo....	120	248	31	12	.950	Duncanson, Kal....	43	37	4	3	.932

## UTILITY.

Galm, Flint-Lan.....	64	124	91	5	.977	Thrailkill, F-L-B.Cy	107	278	218	35	.934
Neuschafer, K-F-L..	66	40	63	3	.972	Hernandez, Flint....	34	68	85	16	.905
Taylor, Jackson.....	81	293	99	15	.963	Lape, Kalamazoo....	51	31	49	19	.808
Confrey, Bay City..	111	150	251	20	.952						

## PITCHERS.

Rynerson, Kal.....	9	..	23	..	1000	Kreski, Bay City... 45	15	74	7	.927	
Halstead, Kal.....	20	5	38	1	.977	McDonald, Bat. Cr.	42	11	93	9	.921
Ferren, Jackson.....	41	16	102	3	.975	Sheibel, Bat. Cr....	31	8	60	6	.919
Duffy, Ad.-Lan.....	32	10	64	2	.974	Thomas, Bay City..	19	24	29	5	.914
Loomis, Ad.-Lan....	42	12	91	3	.971	Spencer, Saginaw... 13	2	30	3	.914	
Fulton, Sag.-Kal....	47	42	62	2	.971	Curtis, Flint.....	32	15	46	6	.910
Linnie, Bat. C.-Kal.	34	7	74	3	.965	Hildreth, Lansing... 29	5	45	5	.909	
Troy, Adrian.....	50	9	99	4	.964	Niehaus, Bat. Cr....	54	26	77	11	.904
Hickman, Bay City.	49	15	83	4	.961	Williams, Flint....	13	25	26	6	.895
Asher, Flint-B. Cy..	48	28	89	5	.959	B. Jones, Adrian... 16	..	24	3	.889	
E. L. Scott, Flint..	46	66	72	6	.959	J. Jones, Saginaw..	45	17	102	15	.888
Watkins, Bat. Cr... 18	2	38	2	.952	Nickels, Flint.....	24	9	66	10	.883	
W. Scott, Saginaw.	58	27	108	8	.944	Spaulding, Jackson..	42	11	60	10	.877
Hewes, Adrian.....	58	48	76	9	.932	Chase, L-J-A-B. Cr.	58	55	49	17	.860
Valland'gham, F.-L.	43	33	48	6	.931	Schwenk, Saginaw..	52	16	79	21	.819

## CATCHERS.

Name-Club.	G.	P.O.	A.	E.	P.B.	S.B.	P.C.	Name-Club.	G.	P.O.	A.	E.	P.B.	S.B.	P.C.
Huhn, Ad.....	124	823	145	17	18	159	.982	Dobbins, Flint	110	721	171	30	14	154	.966
Slevin, Jack..	89	551	125	15	9	124	.978	Nevitt, B.Cr..	107	736	173	35	17	123	.959
Archer, Kal..	107	587	100	16	8	181	.977	Burdick, Lan.	35	174	49	11	5	50	.953
Holmes, Sag..	106	750	136	21	12	229	.972	Bowden, Lan.	93	481	140	35	16	156	.945
Donnelly B.Cy.	50	278	53	11	7	71	.968								

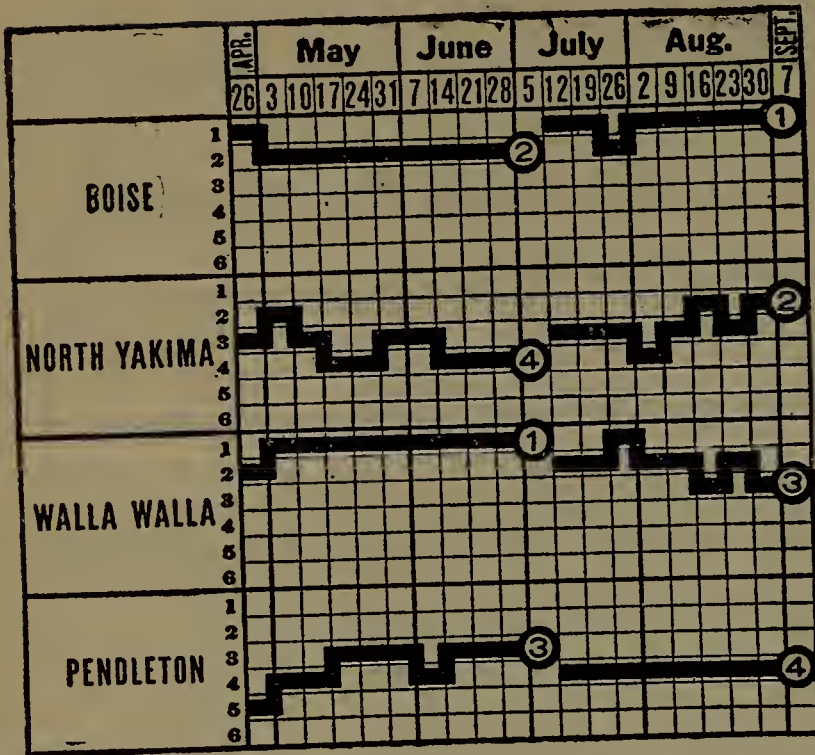
## CLUB FIELDING.

Club.	G.	DP.	P.O.	A.	E.	P.C.	Club.	G.	DP.	P.O.	A.	E.	P.C.
Adrian .....	124	61	3333	1545	183	.963	Flint .....	121	54	3163	1491	235	.950
Kalamazoo ....	126	76	3242	1583	226	.955	Lansing .....	126	74	3275	1647	260	.949
Battle Creek...	126	78	3424	1672	238	.954	Saginaw .....	127	48	3315	1540	275	.946
Bay City.....	125	75	3279	1614	237	.953	Jackson .....	127	86	3279	1516	285	.945

PITCHERS' RECORDS.

Name and Club.	Opponents										T.	W.	L.	P.C.					
	G.	AB.	R.	H.	2B.	3B.	HR.	TB.	BB.	SH.					HB.	SO.	Bk.	WP.	IP.
Hemingway, Lansing	7	196	18	49	6	2	..	59	21	6	1	19	..	4	51	1	1	6	.250
Confrey, Bay City	11	253	31	59	10	4	..	77	26	14	5	30	..	1	72	4	..	12	.233
Niehaus, Battle Creek	38	1020	94	243	22	9	..	283	81	34	6	232	..	6	282	2-3	7	24	.238
Fulton, Saginaw-Kal.	23	665	73	191	23	12	1	241	27	26	7	120	..	3	165	2-3	3	36	.285
Hewes, Adrian	30	782	84	211	43	11	1	279	61	26	9	115	..	8	213	5	7	29	.269
McDonald, Battle Creek	39	1101	95	241	38	13	4	312	76	19	14	229	1	14	303	9	6	33	.218
Rynerson, Kalamazoo	9	268	24	58	4	2	1	69	24	9	3	34	8	3	74	2-3	..	13	.216
E. L. Scott, Flint	32	890	98	215	39	11	7	297	95	27	5	165	..	10	243	2	9	34	.241
Loomis, Adrian-Lansing	40	1172	98	267	38	18	6	359	92	34	20	208	1	6	324	2-3	7	39	.227
Galm, Flint-Lansing	35	971	97	254	41	14	4	335	43	37	9	157	..	9	259	1-3	7	32	.261
J. Jones, Saginaw	38	1102	121	301	51	13	3	393	58	37	4	189	..	16	284	1-3	5	61	.273
Williams, Flint	8	186	25	55	14	2	..	73	9	13	3	47	..	3	57	2	1	14	.296
Troy, Adrian	43	1083	107	238	34	13	1	301	65	13	13	254	..	8	301	1-3	7	42	.219
Spaulding, Jackson	40	974	118	241	45	13	3	321	83	19	13	160	..	10	248	1-3	6	43	.247
Halstead, Kalamazoo	14	416	58	116	23	4	2	153	18	14	6	51	1	2	109	1-3	2	27	.279
Ferren, Jackson	37	1008	112	258	27	15	2	321	83	30	13	161	..	8	258	1-3	6	58	.255
Neuschafer, Kal.-Flint	28	720	77	188	33	10	5	256	21	23	6	99	..	2	193	5	6	23	.261
Taylor, Jackson	20	580	83	158	20	13	5	219	40	20	11	69	2	7	151	1	4	31	.272
Sheible, Battle Creek	27	750	78	206	26	7	1	249	64	30	8	92	..	3	197	3	8	29	.274
Schwenk, Saginaw	45	1231	167	284	46	13	2	362	145	53	19	283	..	11	331	6	5	81	.230
McCarthy, Flint-Lansing	7	165	23	37	6	4	2	57	21	4	1	30	..	2	46	2-3	3	2	.224
Duffy, Adrian-Lansing	23	635	82	176	30	11	2	234	32	28	11	83	..	8	131	2-3	3	25	.277
Asher, Flint-Bay City	36	910	118	219	33	11	..	274	74	28	28	192	..	8	237	6	7	55	.240
Hickman, Bay City	32	893	99	243	37	17	1	317	14	32	5	77	3	1	234	1-3	7	39	.273
Watkins, Battle Creek	17	419	63	117	6	9	1	144	34	17	1	78	..	9	111	5	4	25	.279
Hildreth, Lansing	26	579	75	166	31	4	3	214	44	14	5	82	2	10	147	1-3	8	11	.287
Lape, Kalamazoo	19	551	87	153	26	7	2	199	40	24	10	72	..	8	145	2-3	2	30	.278
Thomas, Bay City	11	339	50	102	12	12	1	141	23	15	3	64	..	1	90	2-3	1	14	.301
Linnle, Bat. C-Kalamazoo	34	834	104	235	43	11	4	312	53	31	8	80	..	5	238	1-3	3	11	.281
Kreski, Bay City	42	1060	156	279	49	25	7	399	76	37	15	275	..	5	285	9	11	64	.263
W. Scott, Saginaw	36	1051	141	279	38	17	2	357	87	24	8	189	..	22	271	1-3	6	3	.265
B. Jones, Adrian	16	360	43	90	12	6	..	114	32	10	11	54	..	..	98	2-3	2	5	.250
Curtis, Flint	25	619	68	151	21	8	2	194	65	18	20	96	10	5	164	3	5	31	.243
Vallandingham, Lan.-Flint.	21	566	85	161	26	8	6	221	44	23	5	87	..	7	141	2-3	5	32	.284
Chase, L.-J.-A.-Bat. Cr.	31	700	106	206	49	15	7	306	50	37	5	117	1	9	192	2-3	7	8	.294
Nickel, Jn.-Ln.-Flt.	24	631	98	179	24	18	6	257	31	32	12	97	1	2	155	1-3	7	6	.283
Spencer, Saginaw	13	402	47	118	19	4	..	145	48	23	6	66	1	8	107	1-3	2	1	.294

# Western Tri-State League



The Western Tri-State League opened the season with a six-club organization. After a few weeks of ball, Baker and La Grande, two Oregon cities, dropped out. The season was then divided into halves, Walla Walla winning the first half and Boise the second half. No play-off to decide the championship.

**First Half.**

Club.	Won.	Lost.	PC.
Walla Walla...	45	20	.692
Boise .....	40	23	.635
Pendleton .....	31	29	.517
North Yakima.	30	34	.469

**Second Half.**

Boise .....	32	22	.593
North Yakima.	27	27	.500
Walla Walla...	26	28	.491
Pendleton .....	23	31	.434

**CHAMPIONSHIP WINNER IN PREVIOUS YEAR.**

1912—Walla Walla..... .622

**INDIVIDUAL BATTING.**

Name and Club.	G.	AB.	R.	H.	2B.	3B.	HR.	TB.	SH.	SB.	PC.
Johnston, Boise .....	17	39	9	15	5	1	..	20	..	..	.333
Dean, Pendleton .....	32	122	16	40	6	4	3	63	2	1	.328
Nadeau, North Yakima.....	56	214	27	67	11	2	1	85	6	14	.313
Martini, Walla Walla.....	110	398	93	118	35	8	16	214	9	22	.296
Clark, Boise .....	108	425	71	126	22	4	3	165	14	19	.296
Davis, Walla Walla.....	118	454	91	133	32	16	9	220	7	47	.293
Rader, Pendleton .....	70	274	54	80	6	4	3	103	14	16	.292
Harmon, Walla Walla.....	101	394	75	115	23	5	8	172	7	31	.292
Netzel, North Yakima.....	53	185	33	54	11	4	1	76	4	23	.292
Blausser, Boise .....	113	460	69	134	28	4	4	179	3	17	.291
Johnson, Walla Walla.....	114	434	77	126	24	5	5	175	12	41	.290
Grover, North Yakima.....	117	444	67	128	10	3	..	142	13	32	.288
Reams, Boise .....	116	477	77	136	31	8	2	192	5	38	.285
Varian, Pendleton .....	108	437	67	124	20	10	1	170	5	21	.284
Stokke, North Yakima.....	111	398	43	112	19	7	..	155	16	16	.281
Taylor, North Yakima.....	90	315	37	87	9	1	3	105	16	15	.276
Altermatt, Boise .....	113	402	72	109	23	3	2	144	8	28	.271
McKune, Pendleton .....	71	274	42	74	9	2	..	87	4	18	.270
Gard, Boise .....	115	407	51	110	29	1	2	138	25	26	.270
Stevens, North Yakima.....	14	37	5	10	4	..	..	14	1	1	.270
Cowan, Pendleton .....	15	60	9	16	2	1	..	20	1	3	.267
Peet, Pendleton .....	37	128	10	34	3	3	..	43	3	1	.266
Byrnes, Pendleton .....	32	107	15	26	2	..	..	30	6	6	.262
Kennedy, Boise .....	59	226	34	59	12	4	..	79	3	20	.261
Friene, Boise .....	118	438	73	114	26	4	4	160	32	24	.260
Ford, North Yakima.....	107	412	78	107	13	1	2	128	10	35	.260
Naughton, Pendleton .....	43	162	26	42	7	..	1	52	3	9	.259
Peterson, Pendleton .....	37	126	12	32	8	3	..	45	2	8	.254
Winkler, Boise .....	94	297	44	75	17	2	1	99	9	5	.253
Fuller, North Yakima.....	106	436	73	110	10	3	..	126	15	54	.252
Jensen, North Yakima.....	14	32	6	8	..	..	..	8	..	..	.250
Welch, Walla Walla.....	21	69	8	17	4	..	..	21	..	..	.246
Brown, Walla Walla.....	110	408	32	100	17	..	..	115	8	6	.245
Bridger, Walla Walla.....	14	41	5	10	1	1	..	13	..	1	.244
Osborn, Pendleton .....	62	203	21	49	6	2	..	57	2	5	.241
Augustus, Pendleton .....	98	330	47	79	17	2	3	109	9	22	.239



INDIVIDUAL BATTING—(Continued).

Name and Club.	G.	AB.	R.	H.	2B.	3B.	HR.	TB.	SH.	SB.	PC.
Bonner, Boise .....	62	179	23	42	6	4	2	63	3	7	.235
Engel, North Yakima.....	51	192	28	45	11	..	..	56	20	10	.234
Lundstrom, Walla Walla.....	114	427	57	100	22	4	7	171	9	24	.234
Jameison, Pendleton .....	20	61	10	14	1	1	..	16	2	1	.230
Daugherty, Pendleton .....	45	179	38	41	4	3	2	57	2	21	.229
Reid, North Yakima.....	51	198	25	45	9	4	..	62	2	14	.228
Jansen, North Yakima.....	45	159	30	36	6	3	..	48	2	20	.226
Woods, Boise .....	17	49	5	11	1	2	..	15	..	..	.224
Harrod, North Yakima.....	53	193	20	43	10	2	..	57	13	4	.223
Haworth, Pendleton .....	103	399	36	89	14	6	..	115	3	11	.223
Gordon, North Yakima.....	66	189	28	42	8	1	1	54	9	4	.222
Sheely, Walla Walla.....	119	459	53	102	26	2	1	135	13	8	.222
Lodell, Pendleton .....	111	435	57	93	17	..	..	127	21	12	.214
Fitchner, North Yakima.....	23	67	6	14	1	2	..	19	1	6	.209
Kile, North Yakima.....	40	101	8	21	1	..	..	22	3	5	.208
Case, Boise .....	37	133	30	26	8	..	2	43	3	9	.207
Berger, Pendleton .....	69	206	22	42	6	1	2	55	7	5	.204
Miller, North Yakima.....	20	65	8	12	..	..	..	12	6	2	.185
Kelly, Walla Walla.....	47	162	15	30	6	1	..	38	1	5	.185
Shaver, North Yakima.....	15	50	4	9	1	..	..	10	..	4	.180
King, Pendleton .....	27	103	10	18	3	..	..	22	3	2	.174
Peterson, North Yakima.....	22	58	5	10	2	..	1	15	5	1	.172
Daley, Walla Walla.....	11	35	3	6	..	..	..	6	..	..	.171
Beck, Walla Walla.....	12	43	3	7	1	1	..	10	1	1	.163
Childers, Walla Walla.....	106	432	44	67	16	3	1	92	33	21	.155
Dickson, Pendleton .....	16	58	7	9	..	..	..	9	..	1	.155
Reid, Pendleton .....	26	97	13	15	1	..	..	16	3	3	.155
Bridger, Boise .....	20	60	5	9	1	..	..	10	1	1	.150
Melter, Boise .....	28	73	1	10	1	..	..	11	5	1	.137
Leonard, Walla Walla.....	37	123	8	15	2	..	1	20	3	2	.122
Hall, Boise .....	14	40	3	3	1	..	..	4	3	1	.075
Shader, Walla Walla.....	16	56	5	3	..	..	..	3	..	..	.054

INDIVIDUAL FIELDING.

FIRST BASEMEN.

Name and Club.	G.	PO.	A.	E.	PC.	Name and Club.	G.	PO.	A.	E.	PC.
Fuller, No. Yakima. 106	1078	57	31	.973	Stokke, No. Yak....	14	82	5	3	.967	
Clark, Boise..... 108	1126	77	33	.973	Sheely, Walla W... 115	1140	62	35	.964		
Lodell, Pendleton... 111	980	72	27	.973							

SECOND BASEMEN.

Davis, Walla Walla 103	319	317	31	.955	Engel, No. Yakima. 51	109	160	26	.912
Harrod, No. Yak.... 28	61	86	10	.936	Johnson, Walla W.. 14	47	37	9	.903
McKune, Pendleton. 71	146	181	25	.929	Naughton, Pend.... 59	75	62	16	.895
Reams, Boise..... 116	281	358	54	.922	Netzel, No. Yakima 53	96	103	24	.892

THIRD BASEMEN.

Peterson, Pendleton. 33	60	47	7	.939	Rader, Pendleton.... 45	55	84	13	.914
Childers, Walla W. 106	165	217	30	.927	Harrod, No. Yak.... 25	25	36	6	.910
Blausser, Boise..... 113	109	186	25	.922	Jansen, No. Yakima 39	53	54	23	.823

SHORTSTOPS.

Rader, Pendleton... 36	45	21	1	.985	Miller, No. Yakima. 20	35	69	15	.875
Grover, No. Yakima 117	193	308	52	.906	Lundstrom, W.W... 109	197	302	76	.868
Altermatt, Boise.... 113	243	334	69	.894	Naughton, Pend.... 21	22	42	15	.810
Augustus, Pendleton 83	202	269	61	.885					

OUTFIELDERS.

Leonard, Walla W.. 10	20	..	..	1000	Johnson, Walla W.. 100	145	27	7	.961
Stokke, No. Yakima 97	184	24	5	.977	Reid, No. Yakima... 51	77	8	4	.955
Berger, Pendleton... 16	26	3	1	.967	Osborn, Pendleton... 24	35	1	2	.947
Nadeau, No. Yakima 56	95	13	4	.964	Dean, Pendleton..... 32	59	4	4	.940
Martini, Walla W... 110	212	26	9	.964	Reid, Pendleton..... 26	29	2	2	.939
Friene, Boise..... 118	205	20	9	.962	Varian, Pendleton... 106	235	28	17	.939

INDIVIDUAL FIELDING—OUTFIELDERS—(Continued).

Name and Club.	G.	PO.	A.	E.	PC.	Name and Club.	G.	PO.	A.	E.	PC.
Ford, No. Yakima...	95	231	20	10	.938	Daugherty, Pend....	45	73	5	8	.907
Case, Boise.....	34	60	12	6	.936	Shaver, No. Yakima	15	18	3	3	.875
Stevens, No. Yak...	10	23	6	2	.935	Haworth, Pendleton.	40	52	4	8	.869
Kennedy, Boise.....	56	93	25	9	.929	Gordon, No. Yakima	25	24	..	5	.828
Harmon, Walla W..	101	176	18	15	.928	Bonner, Boise.....	22	22	6	6	.824
Winkler, Boise.....	88	130	19	14	.914	Dickson, Pendleton.	16	15	5	6	.769

PITCHERS.

Melter, Boise.....	25	14	74	2	.978	Kile, No. Yakima...	35	19	80	7	.934
Woods, Boise.....	19	6	32	1	.974	Peet, Pendleton.....	29	10	60	5	.933
Gordon, No. Yakima	36	17	112	4	.970	Daley, Walla W.....	8	7	28	3	.926
Berger, Pendleton...	36	55	111	27	.960	Hall, Boise.....	13	5	30	3	.926
Welch, Walla W....	19	5	63	3	.958	Peterson, No. Yak..	14	16	44	5	.923
Leonard, Walla W..	26	10	54	3	.955	Bridger, Boise.....	19	7	21	3	.903
Fitchner, No. Yak..	15	12	43	3	.948	Kelly, Walla W.....	22	11	46	7	.891
Osborn, Pendleton...	28	29	77	8	.947	Johnston, Boise.....	14	1	17	3	.857
Bonner, Boise.....	33	18	81	6	.943	Welch, Pendleton...	10	1	19	4	.833
Bridger, Walla W..	12	4	28	2	.941	Shader, Walla W...	16	8	29	10	.787

CATCHERS.

Brown, Walla W....	104	692	130	15	.982	Byrnes, Pendleton..	32	204	55	9	.966
Gard, Boise.....	112	777	143	20	.979	Taylor, No. Yakima	89	573	88	25	.965
Haworth, Pendleton	63	368	55	15	.966	King, Pendleton.....	15	118	27	7	.954

PITCHERS' RECORDS.

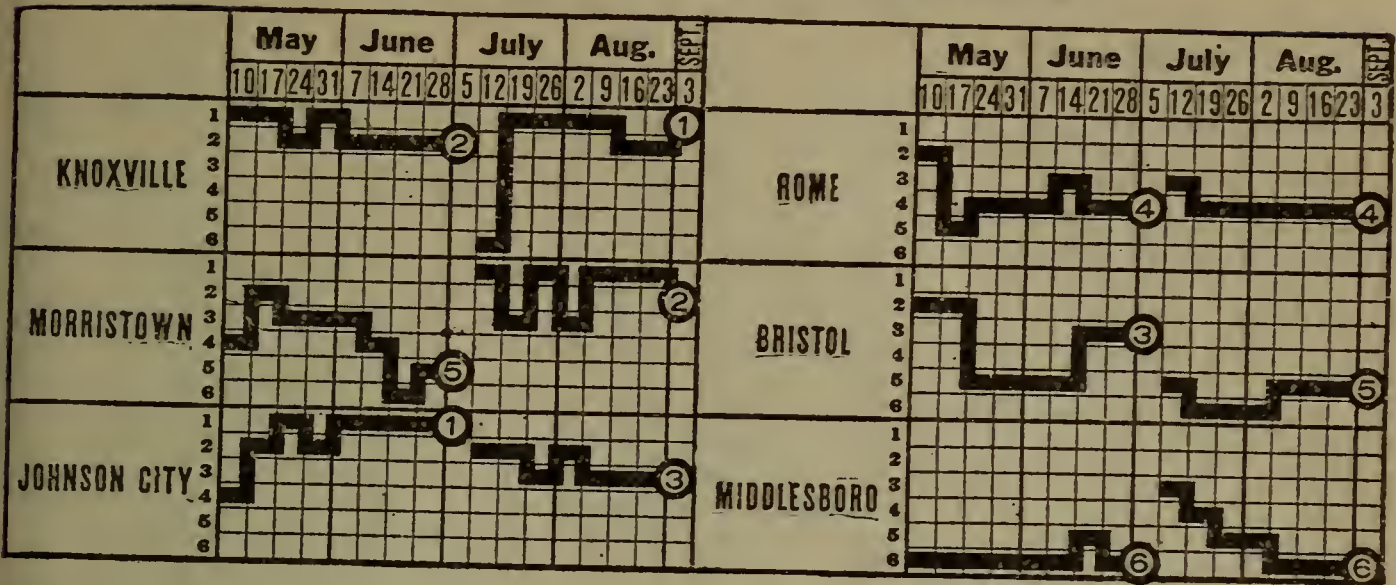
Name and Club.	G.	Gms.	IP.	Comp.			Oppo.			H W				T		F.	PC.
				AB.	R.	H.	SO.	BB.	B.	P.	Bk.	W.	L.	T.	O.		
Laird, Walla W...	6	5	49	185	47	16	27	17	..	1	..	5	1	..	1	..	.833
Leonard, Wal. W.	26	24	220	806	190	73	140	64	18	..	..	19	5	1	1	2	.792
Welch, Walla W..	19	18	176	469	140	60	91	34	2	..	..	13	5	..	..	1	.722
Pittman, Boise....	9	6	69	259	60	20	44	17	5	2	..	5	2	..	..	3	.714
Melter, Boise.....	25	19	187	702	150	54	95	16	2	3	..	15	7	1	..	5	.682
Finley, Boise.....	5	2	34	122	31	19	19	15	4	2	..	2	1	..	2	1	.666
Bonner, Boise.....	33	29	268	991	224	93	185	64	9	11	..	20	11	..	1	4	.645
Woods, Boise.....	19	13	130	482	107	61	91	64	3	1	..	7	4	..	8	1	.636
Bridger, Walla W.	12	9	92	368	103	52	60	35	2	1	..	7	4	..	1	1	.636
Gordon, No. Yak..	36	25	276	1039	248	136	166	80	12	3	..	22	13	..	3	7	.629
Welch, Pendleton..	9	8	71	276	60	28	47	8	3	2	..	5	4	..	..	1	.555
Kelly, Walla W...	22	20	137	697	161	66	100	59	8	7	..	11	9	..	..	2	.550
Osborn, Pendleton.	28	20	213	814	199	119	139	73	8	8	..	13	11	..	7	1	.542
Bridger, Boise.....	18	13	148	579	156	81	104	29	7	6	..	8	7	1	5	2	.533
Berger, Pendleton.	36	29	272	1006	233	130	203	96	37	11	..	17	16	..	3	4	.515
Hall, Boise.....	13	10	97	370	98	42	55	22	7	1	..	6	6	..	1	2	.500
Wells, No. Yak....	6	2	36	116	27	23	17	18	2	3	..	2	2	..	2	2	.500
Jensen, No. Yak...	8	5	60	244	75	30	32	12	2	1	..	3	3	..	2	1	.500
Peet, Pendleton....	29	25	140	521	126	51	72	30	6	..	..	12	14	..	2	1	.462
Kile, No. Yak.....	35	27	257	539	237	138	169	101	17	11	..	11	13	..	8	4	.458
Johnston, Boise....	14	6	89	328	83	61	76	65	22	6	..	5	6	..	5	3	.455
Peterson, No. Yak.	14	10	97	350	80	45	78	41	1	5	..	6	7	..	1	1	.417
Daley, Walla W...	8	7	68	259	66	37	38	21	4	3	..	3	5	..	1	..	.375
Shader, Walla W.	16	15	144	601	153	86	73	47	4	4	..	6	10	..	1	..	.375
Lochard, No. Yak.	6	5	46	164	36	25	27	26	1	..	..	2	4	..	1	..	.333
Kane, No. Yak.....	9	7	68	261	64	43	35	21	1	1	..	3	6	..	2	..	.333
Negel, No. Yak....	9	4	55	228	56	43	29	22	1	3	..	1	4	..	2	3	.200
Jameison, Pend....	7	4	31	149	56	45	23	22	2	5	..	1	5	..	3	..	.167

Western Tri-State League—Pitcher Jensen of North Yakima struck out ten Baker batsmen, May 31.

Western Tri-State League—Pitcher Fitchner of La Grande struck out eleven Walla Walla men, June 10.

Western Tri-State League—In a game between La Grange and North Yakima, June 4, pitcher Fitchner of La Grange shut out the opposing team with only one hit.

# Appalachian League



Season of 1913 was split, the first season being from May 8 to July 5; second half from July 7 to September 3. Johnson City was the winner of the first half, and Knoxville of the second half. A post-season series of seven games was scheduled between Johnson City and Knoxville. Three of these games were played at Knoxville, Knoxville winning two and Johnson City one. On account of the refusal of the Knoxville team to play the remaining four games, the pennant for the season went to Johnson City by forfeiture.

### CLUB STANDING—FIRST HALF.

Club.	J.C.	Knox.	Bris.	Ro.Mtown.	Mboro.	Won.	Lost.	PC.	
Johnson City .....	..	5	9	7	8	6	35	17	.673
Knoxville .....	4	..	3	4	3	15	29	24	.547
Bristol .....	5	3	..	7	5	4	24	26	.480
Rome .....	2	5	5	..	8	2	22	27	.449
Morristown .....	0	6	7	6	..	2	21	28	.429
Middlesboro .....	6	5	2	3	4	..	20	29	.408

### CLUB STANDING—SECOND HALF.

Club.	Knox.	Mtown.	J.C.	Rome.	Bris.	Mboro.	Won.	Lost.	PC.
Knoxville .....	..	6	6	8	8	7	35	15	.700
Morristown .....	3	..	5	7	6	13	34	18	.654
Johnson City .....	6	4	..	7	8	6	31	21	.596
Rome .....	4	3	5	..	3	8	23	29	.442
Bristol .....	2	3	5	3	..	8	21	29	.420
Middlesboro .....	0	2	0	4	4	..	10	42	.192

### CLUB STANDING—ENTIRE SEASON.

Club.	J.C.	Knox.	Mtown.	Bris.	Rome.	Mboro.	Won.	Lost.	PC.
Johnson City .....	..	11	12	17	14	12	66	38	.635
Knoxville .....	10	..	9	11	12	22	64	39	.622
Morristown .....	5	9	..	13	13	15	55	46	.545
Bristol .....	10	5	8	..	10	12	45	55	.450
Rome .....	7	9	11	8	..	10	45	56	.446
Middlesboro .....	6	5	6	6	7	..	30	71	.298

### CHAMPIONSHIP WINNERS IN PREVIOUS YEARS.

1911—Johnson City ..... .616 | 1912—Bristol ..... .570

## INDIVIDUAL BATTING.

Name and Club.	G.	AB.	R.	H.	2B.	3B.	HR.	TB.	SH.	SB.	BB.	SO.	PC.
Riggs, Morristown .....	19	66	17	31	4	..	4	47	..	5	9	7	.470
Holmes, Morristown .....	75	291	56	120	14	7	6	186	8	16	13	29	.412
Cochran, Rome .....	105	388	87	151	30	8	20	257	4	26	50	52	.389
Thrasher, Morristown ....	17	62	16	24	2	..	..	26	1	9	7	7	.388
Hobbs, Morristown .....	77	279	39	105	13	2	15	167	11	7	18	38	.376
Graham, Morristown .....	102	384	57	142	19	5	4	183	15	25	11	31	.370
Fleharty, Middlesboro ....	24	82	15	30	5	3	..	41	1	6	6	12	.366
Bullock, Knoxville .....	33	133	18	46	8	2	..	58	2	6	1	10	.346
McMillan, Morristown ...	87	326	59	111	22	3	2	145	19	21	22	45	.340
Cleveland, Johnson City..	107	388	61	131	25	11	1	181	14	60	24	25	.338
Watson, Knoxville .....	94	352	62	119	20	10	7	180	10	7	21	32	.338
Hunter, Morristown-Rome	52	193	24	63	6	3	..	75	9	13	11	15	.326
Utey, Rome .....	99	369	48	116	18	3	3	149	10	20	26	60	.314
Jenkins, John. C.-Morris.	69	246	23	77	14	4	..	99	11	5	17	23	.313
Clunk, Knoxville .....	108	398	61	121	19	5	4	162	26	14	14	33	.304
Woodward, Middlesboro..	104	372	45	113	27	13	4	178	8	18	19	55	.304
Bruner, Middlesboro .....	20	46	5	14	2	1	..	18	..	2	1	7	.304
Long, Middlesboro .....	12	46	9	14	5	1	2	27	1	..	3	10	.304
Knox, Knoxville .....	107	423	66	127	24	4	1	162	13	21	36	29	.300
Sharp, Middles.-John. C..	100	380	49	114	15	3	2	141	14	23	20	17	.300
Burke, Knoxville .....	108	423	61	125	23	10	12	204	12	16	25	44	.296
Manes, Middlesboro .....	95	339	44	100	15	4	3	132	11	23	16	30	.295
Marbett, Morristown .....	13	41	6	12	4	..	..	16	1	1	..	7	.293
Betzel, Bristol .....	105	377	50	109	27	5	4	158	14	33	15	71	.289
Reidy, Rome .....	103	391	80	111	22	2	..	137	8	21	65	47	.284
Ruoff, Knox.-Morris. ....	103	343	27	96	10	2	1	113	14	26	17	49	.280
Leonard, Rome-Middles...	92	328	35	92	23	3	1	124	16	13	22	37	.280
Hudnall, Rome .....	105	381	57	106	9	3	1	124	42	8	16	42	.278
Hoffman, Morristown .....	18	72	9	20	4	4	..	32	..	2	3	23	.278
Bowdoin, Bristol .....	96	350	43	97	22	3	1	128	14	11	17	58	.277
Sanders, Middlesboro ....	94	336	39	93	14	3	1	116	11	8	11	26	.277
Wicker, Bristol .....	82	296	38	81	10	3	..	97	12	13	14	55	.277
Westmoreland, Morris....	103	357	52	98	10	4	..	116	18	15	36	26	.275
Bales, Rome .....	32	122	23	33	6	1	..	41	2	6	1	5	.270
Wallace, Knoxville .....	104	370	36	99	17	4	3	133	6	8	17	47	.268
Hummell, Knoxville .....	107	361	39	96	15	7	1	128	15	27	33	30	.267
Hooker, Johnson City....	70	240	32	64	9	3	..	79	8	12	21	13	.267
Yount, John. C.-Bristol...	62	217	25	58	5	4	..	71	5	12	4	11	.267
Lanford, Johnson City....	36	86	14	23	5	..	..	28	2	2	13	17	.267
Sawyer, Middlesboro .....	64	205	22	51	8	1	..	61	4	7	12	22	.263
East, Rome .....	33	102	9	27	2	4	..	37	..	..	3	12	.261
Johnson, Bristol .....	50	170	24	44	9	..	1	56	3	7	17	22	.259
Nelsen, Knoxville .....	18	54	6	14	2	..	..	16	..	1	2	17	.259
Burleson, Bristol .....	44	120	14	31	5	2	1	43	..	3	11	17	.258
McElveen, Knoxville .....	79	293	36	75	15	2	3	103	8	10	20	39	.256
Hicks, Bristol .....	91	350	45	89	18	10	2	133	3	39	26	79	.254
Dobson, Johnson City....	17	59	7	15	1	1	..	18	3	7	5	8	.254
Smallwood, Bristol .....	23	68	5	17	2	1	1	24	..	..	2	17	.250
Porter, Morristown .....	68	230	24	57	9	..	1	69	7	21	24	45	.248
Silvers, Knox.-Middles...	36	113	13	28	7	..	2	35	1	3	5	20	.248
Hutchens, Rome .....	70	280	32	69	7	4	..	84	8	8	9	27	.247
Breaux, Bristol .....	38	127	22	31	3	5	..	44	1	6	8	25	.244
Fisher, John. C.-Morris...	21	74	5	18	3	1	..	23	..	1	..	12	.243
Alexander, Johnson City..	104	372	48	90	14	5	..	114	2	27	22	24	.242
Stafford, Middlesboro ....	21	62	5	15	4	..	..	19	1	..	2	11	.242
Bray, Johnson City....	69	229	25	55	12	3	1	76	4	6	9	46	.240
Mills, Bristol .....	27	84	7	20	4	..	..	24	3	1	4	9	.239
Taylor, Johnson City....	92	294	22	70	7	3	..	83	6	9	16	16	.238
Hopper, Rome-Morristown	36	126	13	30	5	..	..	35	5	5	11	27	.238
Martin, Johnson City....	104	364	37	86	15	4	..	109	16	10	7	29	.236
Munson, Bristol .....	55	184	9	43	3	..	..	46	3	7	6	25	.236
Richards, Morristown ....	18	55	6	13	..	..	..	13	..	2	1	10	.236
Bauer, Middlesboro .....	32	111	8	26	5	2	..	35	4	8	4	17	.234
Fesperman, Morris.-J.C..	38	116	14	26	6	1	2	40	7	4	6	14	.233
Richards, Middlesboro ...	72	284	34	66	10	5	1	89	11	18	4	49	.232

INDIVIDUAL BATTING—(Continued).

Name and Club.	G.	AB.	R.	H.	2B.	3B.	HR.	TB.	SH.	SB.	BB.	SO.	PC.
Womble, Middlesboro ....	44	139	17	32	9	..	..	41	8	3	9	15	.230
Dubbs, Johnson City.....	106	366	58	84	12	7	..	110	14	33	38	52	.229
Ramage, Rome .....	28	102	9	23	4	1	3	38	2	3	5	11	.228
Garrett, Bristol-John. C..	105	379	29	85	18	5	..	113	9	15	26	72	.224
Benedict, Rome .....	78	241	25	54	6	2	..	64	8	11	15	36	.224
Flowers, Johnson City....	46	116	15	26	1	1	..	29	3	1	6	30	.224
Shean, Knoxville-Middles.	27	77	2	17	3	..	1	23	1	2	1	18	.221
Hirsch, Bristol .....	18	50	6	11	5	..	1	19	..	1	4	18	.220
E. Hoch, Rome.....	16	59	6	13	5	..	..	18	2	5	7	10	.220
Hodge, Bristol .....	36	138	20	30	9	1	1	44	3	5	5	18	.217
Sanford, Rome .....	35	107	9	23	4	1	1	32	..	2	8	17	.215
Wynne, Knoxville .....	106	403	59	85	11	..	1	99	31	27	26	27	.211
Lawrence, Knoxville .....	45	139	10	29	3	1	1	37	4	..	..	20	.209
Bowers, Bristol .....	63	231	22	47	6	..	..	53	12	14	18	27	.203
Lowry, Johnson City.....	21	59	9	12	3	2	..	19	1	1	2	6	.203
Mackie, John. C.-Morris..	22	75	9	15	1	..	..	16	7	5	4	7	.200
Geyer, Bristol .....	10	36	1	7	..	..	..	7	..	..	3	2	.194
Thompson, Middles.-Bris.	51	162	23	31	4	2	..	39	10	11	16	14	.191
Hall, Johnson City.....	37	96	5	18	1	1	..	21	3	1	1	22	.188
McCrary, Knoxville .....	14	48	3	9	..	..	..	9	1	3	..	6	.188
Scheifley, Knoxville .....	23	75	5	14	3	..	..	17	..	2	4	15	.187
Heisman, Bristol .....	32	93	7	17	4	..	..	21	3	2	4	9	.183
Parmalee, Knox.-Middles.	44	179	24	32	6	2	..	42	4	7	5	42	.179
Kunkle, Middlesboro .....	26	84	7	15	5	..	..	20	2	2	7	12	.179
Harding, Bristol .....	15	39	4	7	..	..	..	7	..	..	1	11	.179
Whitfield, Rome-Morris...	31	99	8	17	1	..	..	18	2	1	5	25	.172
Davis, Rome .....	38	95	5	16	1	..	..	17	..	..	8	31	.168
Baver, John. C.-Morris....	18	50	3	8	..	..	..	8	5	..	1	17	.160
Merritt, Knoxville .....	12	32	1	5	2	..	..	7	1	..	..	5	.156
Pearce, Bristol .....	13	28	2	4	..	..	..	4	..	1	..	9	.143
Valentine, Middlesboro....	34	100	6	14	1	1	..	17	..	2	11	20	.140
Townsend, Morristown ...	10	29	4	4	..	..	..	4	..	..	..	3	.138
Bell, Morris.-Middles.....	33	88	3	12	2	..	..	14	..	..	4	38	.136
Broucher, Bristol .....	11	22	3	3	1	..	..	4	1	..	3	8	.136
Mack, Bristol .....	23	71	6	9	2	..	..	11	2	4	3	14	.127
Markle, Morristown .....	34	98	7	12	6	..	..	18	5	..	5	29	.122
Griffin, Middlesboro .....	12	33	2	3	1	..	..	4	..	..	4	10	.094
Goans, Rome .....	27	76	4	7	3	..	..	10	..	..	4	36	.092
Wilkie, Bristol-Middles...	13	44	6	4	1	..	..	5	..	2	5	13	.091
Womack, Middlesboro ....	15	28	1	1	..	..	..	1	2	1	2	4	.036

Players who participated in less than ten games—Morristown: Bradford, Kelly, Blansett, Newman (also Middlesboro and Bristol). Powers, Cole; Knoxville: West, Holt, Anderson, Hart; Middlesboro: Hoch, Townsend, Kuppin, Funk, Henry, Carver (also Knoxville), Potter, Wills (also Bristol); Bristol: Parlett, Rawn, Drake; Rome: Reece, Graham; Johnson City; Stanton, Foster.

CLUB BATTING.

Club.	G.	AB.	R.	H.	2B.	3B.	HR.	TB.	SH.	SB.	BB.	SO.	PC.
Morristown .....	103	3305	449	979	137	32	38	1294	134	166	214	446	.279
Rome .....	105	3407	472	931	152	33	29	1236	113	143	282	493	.273
Knoxville .....	108	3614	478	977	173	48	35	1351	120	157	201	393	.270
Middlesboro .....	104	3290	352	820	148	41	16	1098	94	136	154	485	.249
Johnson City .....	107	3305	394	810	125	49	3	1042	92	195	184	367	.245
Bristol .....	105	3338	382	802	146	36	13	1059	93	186	195	567	.238

INDIVIDUAL FIELDING.

FIRST BASEMEN.

Name and Club.	G.	PO.	A.	E.	PC.	Name and Club.	G.	PO.	A.	E.	PC.
Mills, Bristol.....	27	240	18	2	.992	Garrett, Bris.-J.C..	105	1029	62	24	.978
Graham, Morris....	102	903	57	9	.990	Dobson, John. C....	17	153	9	4	.976
Manes, Middlesboro	95	879	66	14	.985	Bullock, Knoxville.	33	285	28	8	.975
Yount, John. C.-Br.	62	479	29	10	.981	Utley, Rome.....	99	837	129	42	.958

## INDIVIDUAL FIELDING—(Continued).

## SECOND BASEMEN.

Name and Club.	G.	P.O.	A.	E.	P.C.	Name and Club.	G.	P.O.	A.	E.	P.C.
Porter, Morristown.	68	118	167	7	.976	Hummell, Rome-Kn.	107	222	279	33	.938
Betzel, Bristol.....	105	269	305	33	.946	Bray, Johnson City.	69	125	164	21	.932
Ramage, Rome.....	28	67	69	8	.944	Fleharty, Middles...	24	55	57	10	.918
Hunter, Mor.-Rome.	52	98	130	14	.942	Mackie, J.C.-Mor....	22	36	41	9	.895

## THIRD BASEMEN.

Bales, Rome.....	32	35	60	3	.969	Watson, Knoxville..	94	85	179	33	.889
Cleveland, John. C..	107	224	203	22	.951	Wilkie, Bris.-Mid...	13	19	19	5	.884
Jenkins, J.C.-Mor....	69	109	100	11	.950	Bauer, Middlesboro..	32	37	50	15	.853
Womble, Middles....	44	65	98	10	.942	Hoffman, Morris.....	18	22	44	22	.847
Bowers, Bristol.....	63	96	120	19	.919						

## SHORTSTOPS.

McElveen, Knoxville	79	170	278	15	.968	Hodge, Bristol.....	36	53	108	9	.947
Westmoreland, Mor.	103	189	366	20	.967	Parmalee, Kn.-Mid.	44	95	116	17	.926
Richards, Middles...	72	135	250	16	.960	Long, Middlesboro...	12	22	38	5	.923
Dubbs, Johnson City	106	236	287	29	.947	Hudnall, Rome.....	105	131	268	36	.917

## OUTFIELDERS.

Burke, Knoxville....	108	306	29	4	.988	Riggs, Morristown..	19	26	2	1	.965
Wicker, Bristol.....	82	159	10	2	.988	Martin, John. City..	104	185	51	9	.963
Sanders, Middles....	94	113	15	2	.985	Thompson, Mid.-Br..	51	68	7	3	.962
McMillan, Morris....	87	187	20	4	.982	Knox, Knoxville.....	107	136	23	6	.958
Alexander, John. C..	104	146	23	4	.977	E. Hoch, Rome.....	16	17	4	1	.955
Hobbs, Morristown..	77	229	19	6	.977	Hopper, Rome-Mor..	32	105	14	6	.952
Clunk, Knoxville....	108	247	12	6	.974	Hicks, Bristol.....	91	195	16	12	.946
Reidy, Rome.....	103	120	12	4	.971	Thrasher, Morris....	17	28	17	4	.918
Hooker, John. City..	70	93	8	3	.971	Ruoff, Knox.-Morris.	103	148	84	22	.913
Fisher, J.C.-Morris..	21	29	3	1	.970	Cochran, Rome.....	105	136	14	17	.889
Woodward, Middles.	104	170	17	6	.969	Geyer, Bristol.....	10	9	2	4	.733

## PITCHERS.

Townsend, Morris...	10	3	15	..	1000	Cole, Morristown....	9	5	7	1	.923
Wills, Mid.-Bristol..	8	6	11	..	1000	Bruner, Middlesboro	20	11	24	3	.921
Anderson, Knoxville	5	1	10	..	1000	Nelsen, Knoxville...	18	13	22	3	.921
Hart, Knoxville.....	5	2	7	..	1000	Drake, Bristol.....	5	1	10	1	.917
Stafford, Middles....	21	17	60	2	.975	Markle, Morristown.	34	16	81	9	.915
Lanford, John. C....	36	5	62	2	.971	Flowers, John. City.	46	18	50	7	.907
McCrary, Knoxville.	14	1	32	1	.971	East, Rome.....	33	13	42	6	.901
Graham, Rome.....	8	4	25	1	.967	Potter, Middlesboro.	7	2	7	1	.900
Fesperman, Mor.-JC.	38	37	41	3	.963	Baver, J.C.-Mor....	18	2	24	3	.897
Lawrence, Knoxville	45	15	80	4	.960	Harding, Bristol....	15	3	23	3	.896
Goans, Rome.....	27	7	41	2	.960	Merritt, Knoxville..	12	4	12	2	.889
Hirsch, Bristol.....	18	49	34	4	.954	Sanford, Rome.....	35	18	45	9	.888
Hall, Johnson City.	37	9	50	3	.951	Lowry, John. City...	21	13	28	6	.872
Heisman, Bristol....	32	27	89	6	.951	Bradford, Morris....	8	3	10	2	.867
Griffin, Middlesboro.	12	12	27	2	.951	Davis, Rome.....	38	26	76	16	.864
Bell, Mor.-Mid.....	33	14	53	4	.944	Blansett, Morris....	7	..	6	1	.857
Broucher, Bristol...	11	3	13	1	.941	Womack, Middles...	15	1	14	3	.833
Pearce, Bristol.....	13	6	24	2	.937	Rawn, Bristol.....	6	7	15	5	.815
Kelly, Morristown...	7	2	13	1	.937	Marbett, Morristown	13	10	7	4	.809
Scheifley, Knoxville.	23	38	46	6	.933	Funk, Middlesboro..	6	4	6	3	.769
Smallwood, Bristol..	23	18	33	3	.926	Kuppin, Middlesboro	5	..	6	2	.750

## CATCHERS.

Taylor, Johnson City	92	541	112	6	.991	Johnson, Bristol....	50	189	39	8	.967
Holmes, Morristown	75	388	63	6	.987	Kunkle, Middlesboro	26	110	26	5	.965
Benedict, Mid.-Rome	78	307	45	7	.981	Whitfield, Rome-Mo.	31	116	20	6	.958
Wallace, Knoxville.	104	599	99	17	.976	Munson, Bristol....	55	279	36	17	.949
Richards, Morris....	18	83	17	3	.971						

INDIVIDUAL FIELDING—(Continued).

UTILITY.

Name and Club.	G.	PO.	A.	E.	PC.	Name and Club.	G.	PO.	A.	E.	PC.
Wynne, Knoxville...	106	737	133	18	.980	Shean, Knox.-Mid...	27	98	19	7	.944
Burleson, Bristol....	44	31	25	2	.966	Sawyers, Middles....	64	148	51	13	.939
Hutchens, Rome.....	70	425	82	20	.962	Sharp, Mid.-J.C.....	100	191	94	23	.925
Breaux, Bristol.....	38	89	16	5	.955	Leonard, Rome-Mid.	92	194	175	38	.907
Valentine, Middles..	34	51	86	7	.951	Mack, Bristol.....	23	39	11	6	.893
Silvers, Knox.-Mid..	36	53	40	5	.949	Bowdoin, Bristol....	96	112	91	36	.849

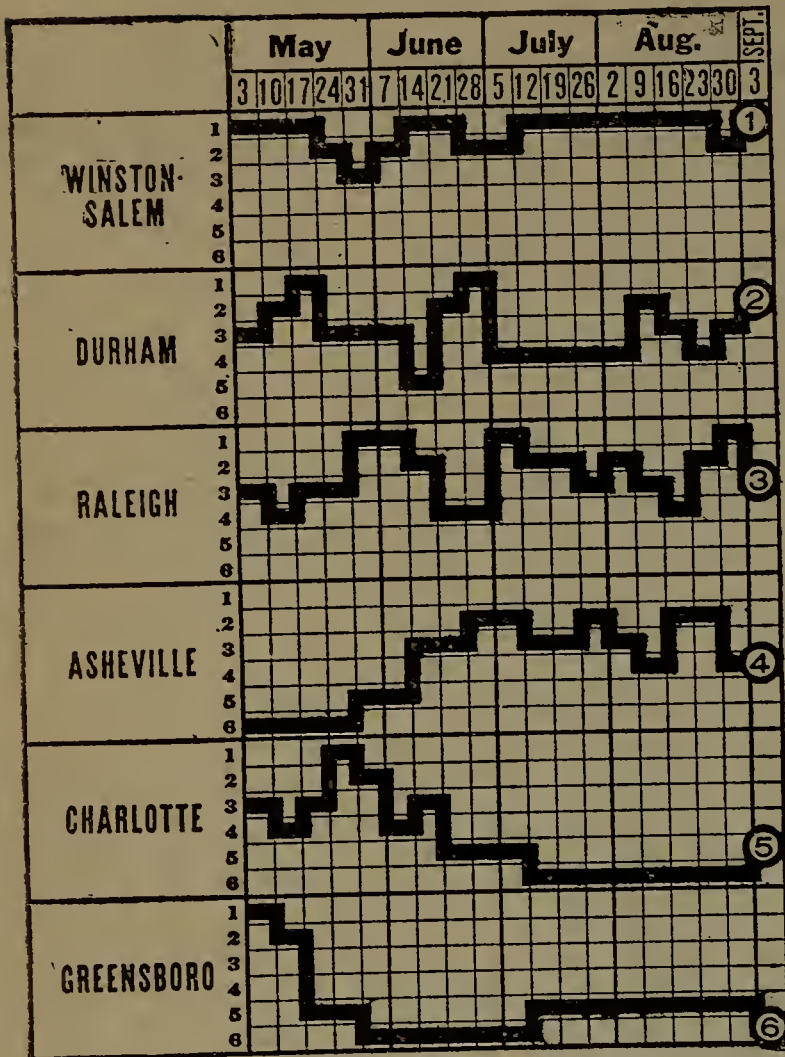
CLUB FIELDING.

Club.	PO.	A.	E.	TC.	PC.	Club.	PO.	A.	E.	TC.	PC.
Johnson City.....	2782	1264	151	4197	.964	Bristol .....	2694	1237	199	4130	.952
Knoxville .....	2879	1288	159	4326	.963	Middlesboro .....	2535	1214	195	3944	.951
Morristown .....	2632	1221	160	4013	.960	Rome .....	2663	1261	255	4179	.939

PITCHERS' RECORDS.

Name and Club.	G.	IP.	Opp.			SO.	BB.	HB.	P.	Bk.	W.	L.	T.	T		PC.
			AB.	H.	R.									O.	Fn.	
Townsend, Morris..	9	66	249	59	19	33	3	..	..	..	6	1	..	1	1	.857
Anderson, Knoxville	5	37 1-3	133	28	13	35	9	3	..	..	4	1	..	1	1	.800
Lawrence, Knox....	37	288	1083	265	92	142	55	5	2	..	24	7	1	4	5	.774
Fesperman, Mt.-JC.	23	164	595	116	43	124	24	3	1	..	17	5	1	..	6	.773
Lowry, Johnson C..	12	87	332	80	33	32	27	3	5	..	9	3	..	2	1	.750
Merritt, Knoxville.	12	88 1-3	320	70	18	49	23	1	..	..	8	3	..	..	2	.727
Hall, Johnson City.	34	241	890	206	72	152	36	9	5	..	19	8	1	5	7	.704
Lanford, Johnson C.	33	233 1-3	944	247	82	157	37	6	2	..	19	8	1	6	3	.704
Burleson, Bristol...	16	126 1-3	460	104	30	82	26	4	7	..	9	4	1	1	2	.692
Hirsch, Bristol.....	9	70	256	71	20	38	6	5	1	..	6	3	..	..	..	.667
Markle, Morristown	33	274	979	183	77	214	46	6	9	..	18	10	1	3	2	.643
Scheify, Knoxville.	19	157 2-3	566	133	62	79	37	3	5	..	10	6	..	3	1	.625
Graham, Rome.....	7	70	261	58	30	54	14	5	4	..	5	3	..	..	..	.625
McCrary, Knoxville.	14	119	433	105	33	54	29	4	2	..	8	5	1	1	..	.615
Funk, Middlesboro..	6	45 2-3	211	69	35	18	13	6	2	..	3	2	..	1	..	.600
Marbett, Morris....	5	32	117	24	18	15	14	1	1	..	3	2	..	1	1	.600
Flowers, Johnson C.	35	228 2-3	852	226	107	132	91	9	16	..	15	12	..	6	6	.556
Stafford, Middles...	20	154	584	153	83	82	50	14	5	..	9	8	1	..	1	.529
East, Rome.....	20	157 1-3	608	174	93	99	45	7	4	..	9	9	..	3	4	.500
Pearce, Bristol.....	9	62 1-3	233	49	27	34	19	6	3	..	4	4	..	1	2	.500
Kuppin, Middles....	5	28	100	39	14	13	9	2	1	..	2	2	..	1	3	.500
Davis, Rome.....	33	222	950	216	107	113	40	11	12	1	12	14	1	8	3	.462
Smallwood, Bristol.	19	145	542	152	61	65	22	12	2	..	7	9	..	2	3	.437
Sanford, Rome.....	24	193	716	192	122	90	55	11	14	..	9	12	2	1	2	.429
Heisman, Bristol...	15	121 1-3	452	115	45	37	12	8	2	..	5	7	1	1	1	.417
Goans, Rome.....	26	194 2-3	741	197	92	84	29	12	6	..	8	12	..	3	5	.400
Baver, John C.-Mor.	18	135	504	141	59	53	20	5	3	1	6	10	..	3	4	.375
Bruner, Middlesboro	18	120	475	128	69	51	23	7	4	..	5	10	..	5	..	.333
Broucher, Bristol...	11	65 2-3	260	87	39	37	16	4	5	..	3	6	..	5	2	.333
Nelsen, Knoxville...	11	81	305	84	34	36	18	3	4	..	3	6	1	2	1	.333
Valentine, Middles.	9	70 1-3	254	65	27	21	14	6	1	..	3	6	..	2	1	.333
Wills, Mid.-Bris....	8	46 2-3	181	61	37	16	10	1	..	..	1	2	..	2	5	.333
Kelly, Morristown..	6	44	176	55	33	13	14	5	..	..	2	4	..	..	..	.333
Bradford, Morris....	5	27 2-3	109	41	20	11	9	..	1	..	1	2	..	1	2	.333
Griffin, Middlesboro	12	73 2-3	279	73	42	38	22	3	..	..	2	5	1	2	1	.286
Harding, Bristol....	15	89	378	92	46	35	15	4	3	..	2	6	1	3	3	.250
Blansett, Morris....	6	31	131	38	31	22	3	3	4	..	1	3	..	2	2	.250
Drake, Bristol.....	5	30	126	41	26	14	7	1	1	..	1	3	..	2	1	.250
Bell, Mor.-Mid.....	26	182 1-3	704	213	124	68	46	5	9	1	5	17	..	5	..	.227
Potter, Middlesboro	7	39	157	52	33	11	10	2	2	..	1	4	..	2	2	.200
Shean, Knox.-Mid...	13	89	359	96	58	46	28	6	1	..	2	9	..	2	1	.182
Womack, Middles...	13	67	282	97	57	22	16	4	1	..	1	7	1	3	3	.125
Cole, Morristown....	5	30 1-3	116	31	27	12	6	2	2	..	..	5	..	1	2	.000
Hart, Knoxville.....	5	33	126	31	15	7	3	..	..	..	..	..	..	2	..	.000

# North Carolina League



The North Carolina League is the result of the reorganization of the Carolina Association, which ran for five consecutive years without a change, being composed of Charlotte, Greensboro and Winston-Salem of North Carolina, and Anderson, Greenville and Spartanburg of South Carolina. The South Carolina towns were willing to drop out, because of poor attendance, and Asheville, Durham and Raleigh of North Carolina were taken in their place, making an All-North Carolina league, which for its first season has been very successful.

### CHAMPIONSHIP WINNERS IN PREVIOUS YEARS.

(As Carolina Association.)

1908—Greensboro .....	.573
1909—Greensboro .....	.596
1910—Greenville .....	.612
1911—Winston-Salem .....	.661
1912—Anderson .....	.600

### STANDING OF CLUBS AT CLOSE OF SEASON.

Club.	Won.	Lost.	PC.	Club.	Won.	Lost.	PC.
Winston-Salem .....	66	49	.574	Asheville .....	58	55	.513
Durham .....	65	49	.570	Charlotte .....	47	67	.412
Raleigh .....	60	53	.531	Greensboro .....	46	69	.400

### INDIVIDUAL BATTING.

Compiled by Secretary John W. Todd, Charlotte, N. C.

Name and Club.	G.	AB.	R.	H.	2B.	3B.	HR.	SH.	SB.	PC.
Perritt, Greensboro .....	15	47	7	17	4	..	2	..	1	.362
Bausewein, Charlotte .....	27	67	3	22	5	..	1	2	1	.328
Jackson, Winston-Salem .....	18	59	6	19	4	..	..	6	4	.322
J. Kelly, Durham.....	111	389	50	125	12	6	1	16	17	.321
Owens, Durham .....	32	122	16	39	5	3	3	4	10	.320
A. Smith, Raleigh.....	50	192	29	58	11	3	4	6	17	.301
Holt, Greensboro .....	29	110	16	33	6	..	2	3	2	.300
Schumaker, Winston-Salem .....	109	437	72	130	30	7	18	..	36	.298
Thompson, Durham .....	84	293	48	87	12	3	2	13	16	.297
Ulrich, Durham .....	65	193	19	57	1	3	1	9	8	.295
Moore, Charlotte .....	31	108	9	32	8	2	..	6	10	.295
Doyle, Greensboro .....	114	432	59	127	20	9	..	27	27	.294
Whitted, Raleigh .....	36	119	16	35	3	1	..	8	3	.294
Cruthers, Raleigh .....	114	425	50	124	16	7	1	16	14	.292
Nield, Raleigh .....	112	425	73	124	17	4	1	14	29	.292
Holland, Asheville .....	110	424	44	123	19	5	9	9	5	.290
Corbett, Asheville .....	104	390	61	113	20	4	1	11	41	.290
E. Mack, Raleigh.....	114	442	54	127	18	5	4	27	25	.287
C. Doak, Greensboro.....	113	432	33	123	27	1	1	18	14	.285
Emery, Charlotte .....	109	361	53	102	15	1	2	32	26	.283



INDIVIDUAL BATTING—(Continued).

Name and Club.	G.	AB.	R.	H.	2B.	3B.	HR.	SH.	SB.	PC.
Milliman, Asheville	98	332	36	94	14	1	..	11	13	.283
Frye, Asheville	76	241	37	67	16	2	6	7	5	.273
H. Smith, Winston-Salem	117	414	78	113	29	4	8	13	37	.273
Barbare, Asheville	116	454	53	124	16	9	5	16	10	.273
Bumb, Asheville	115	410	72	111	26	7	1	19	11	.270
Osteen, Asheville-Durham	94	341	38	92	12	3	1	25	10	.270
Watson, Greensboro	51	196	24	53	10	2	2	5	7	.270
McCoy, Charlotte	114	399	49	107	18	2	4	15	32	.263
Roberts, Winston-Salem	110	390	60	104	13	4	4	10	23	.267
Shippee, Winston-Salem	22	75	12	20	3	..	..	3	7	.267
Williams, Charlotte	117	429	46	114	19	10	7	12	14	.266
Stuart, Winston-Salem	105	384	72	102	20	2	11	7	14	.266
Noojin, Asheville	89	328	60	87	13	5	3	24	20	.265
Butts, Raleigh-Durham	113	464	90	122	21	7	6	8	64	.263
Hargrove, Durham	99	372	50	98	8	..	3	12	31	.263
Gates, Winston-Salem	117	430	54	108	18	5	2	27	12	.251
Weiser, Charlotte	90	312	35	78	21	2	2	22	9	.250
High, Charlotte	48	104	13	26	4	3	..	7	1	.250
Edwards, Winston-Salem	95	308	38	76	16	1	1	20	16	.247
Bell, Charlotte-Greensboro	95	320	45	78	19	4	4	12	18	.244
Edwards, Raleigh	64	231	21	56	5	5	2	19	5	.242
Harold, Charlotte	31	99	4	24	2	1	..	1	2	.242
Rickard, Greensboro	110	400	64	96	11	3	..	7	37	.240
Lowe, Durham	67	206	20	49	10	3	..	4	7	.238
Shore, Greensboro	30	84	5	20	3	1	1	5	..	.238
Breslin, Durham-Greensboro	116	403	49	95	13	1	1	17	12	.236
O'Keefe, Raleigh	79	264	44	62	13	1	..	15	17	.235
E. Doak, Asheville	100	385	41	90	16	3	5	15	10	.234
Boyle, Winston-Salem	59	158	17	37	7	..	1	10	3	.234
Citrano, Raleigh	116	404	44	94	9	3	..	13	25	.233
Turner, Raleigh	88	282	32	65	9	3	2	10	1	.230
Wilbur, Asheville	59	198	22	45	8	1	2	10	6	.227
Belanger, Raleigh	27	75	9	17	..	2	..	1	2	.227
Morpeth, Durham	114	396	52	88	15	5	1	21	20	.222
Jordan, Greensboro	29	90	3	20	2	2	..	4	..	.222
Waymack, Asheville	34	86	10	19	3	..	2	3	2	.221
Hobbs, Greensboro	55	173	13	38	3	1	..	3	3	.220
W. Kelly, Durham	114	416	70	90	17	2	1	26	23	.216
Cope, Greensboro	36	116	12	25	4	1	..	2	..	.216
Watson, Asheville	59	158	15	34	5	2	2	5	..	.215
Hoffman, Charlotte	43	150	11	32	5	..	..	2	..	.213
Betsill, Asheville	23	62	7	13	3	1	..	1	..	.210
Coveney, Durham-Greensboro	49	163	19	34	6	2	..	7	6	.209
Adams, Greensboro	47	158	15	33	4	1	1	7	4	.209
Lydgate, Raleigh	85	284	22	59	3	3	..	6	..	.208
O'Halloran, Winston-Salem	117	406	56	84	20	2	5	44	17	.207
Agnew, Charlotte	117	405	53	83	3	1	..	14	37	.205
Clapp, Asheville-Charlotte-Win.-S.	100	312	44	64	10	2	3	21	16	.205
Malcomson, Charlotte	63	206	14	42	5	3	3	6	1	.204
Brittain, Greensboro	84	290	27	58	9	1	2	6	11	.200
Angier, Durham	85	306	50	61	7	2	3	15	25	.199
Myers, Raleigh	44	114	7	22	1	2	..	2	1	.193
Stegall, Charlotte-Greensboro-Durham	25	52	4	10	..	1	..	1	..	.192
Weir, Greensboro	20	73	9	14	2	1	..	1	2	.192
Lafitte, Greensboro	41	136	12	26	3	..	3	3	2	.191
Fahrer, Charlotte	42	106	5	20	3	..	..	5	..	.189
Harding, Winston-Salem	19	48	5	9	..	..	..	..	3	.188
Raftery, Asheville-Charlotte	38	125	14	23	3	..	..	6	1	.184
Adams, Raleigh	15	38	1	7	..	..	..	..	..	.184
Nieder Korn, Charlotte	52	146	13	26	4	3	..	7	1	.173
Lee, Winston-Salem	46	121	13	21	1	1	1	9	..	.174
Meadows, Durham	39	101	9	17	2	..	..	7	1	.163
Richards, Charlotte	22	78	5	13	2	1	..	2	4	.167
Ray, Winston-Salem	32	73	6	12	4	..	..	1	..	.164

INDIVIDUAL BATTING—(Continued).

Name and Club.	G.	AB.	R.	H.	2B.	3B.	HR.	SH.	SB.	PC.
H. Mack, Raleigh.....	20	45	3	7	..	..	..	1	2	.156
McKeithan, Greensboro-Asheville ....	43	110	4	17	1	..	..	5	..	.155
McManus, Durham .....	22	52	2	8	..	1	..	4	1	.154
Yon, Durham-Raleigh .....	32	72	2	10	1	..	..	..	1	.139
Leaman, Asheville-Charlotte .....	18	52	2	6	..	1	..	1	1	.115
Mahaffey, Raleigh .....	28	55	2	6	1	..	..	3	..	.109
Ferris, Durham .....	34	82	1	8	..	..	..	4	2	.098
Ledbetter, Greensboro-Charlotte .....	30	65	3	6	1	..	1	1	..	.092

CLUB BATTING.

Club.	G.	AB.	R.	H.	PC.	Club.	G.	AB.	R.	H.	PC.
Asheville .....	117	3865	492	989	.256	Winston-Salem.	117	3733	539	924	.248
Raleigh .....	116	3832	475	962	.252	Greensboro ....	116	3745	403	892	.238
Durham .....	115	3720	484	921	.248	Charlotte .....	118	3567	373	831	.233

CLUB FIELDING.

Club.	G.	PO.	A.	E.	PC.	Club.	G.	PO.	A.	E.	PC.
Asheville .....	116	3051	1545	235	.951	Durham .....	115	3032	1502	249	.948
Greensboro ...	116	2998	1419	240	.949	Win.-Salem ..	117	3014	1486	256	.946
Raleigh .....	116	2976	1528	246	.948	Charlotte ....	118	3007	1382	274	.941

INDIVIDUAL FIELDING.

FIRST BASEMEN.

Name and Club.	G.	PO.	A.	E.	PC.	Name and Club.	G.	PO.	A.	E.	PC.
Bumb, Asheville....	115	1159	89	9	.993	Schumaker, W.-S...	109	1072	59	24	.979
E. Mack, Raleigh..	62	667	35	7	.990	C. Doak, Greensboro	41	411	39	10	.978
Moore, Charlotte...	31	316	19	5	.985	Hoffman, Charlotte	43	352	24	11	.972
Turner, Raleigh....	58	585	11	10	.983	Cope, Greensboro...	36	362	18	13	.967
Hobbs, Greensboro.	34	269	22	5	.983	McCoy, Charlotte..	29	257	20	15	.938
Morpeth, Durham..	114	1160	101	24	.981						

SECOND BASEMEN.

Wilbur, Asheville... 59	122	152	9	.968	Osteen, Ash.-Dur.... 80	207	193	24	.945
Doyle, Greensboro... 110	268	284	25	.957	Agnew, Charlotte... 117	309	279	40	.936
O'Halloran, Win.-S. 117	322	352	32	.955	Corbett, Asheville... 16	47	48	7	.931
Cruthers, Raleigh... 114	265	352	31	.952	Holland, Asheville.. 22	60	53	10	.919
Owens, Durham..... 32	76	96	9	.950					

THIRD BASEMEN.

C. Doak, Greensboro 28	40	59	6	.943	Gates, Win.-S..... 117	147	248	37	.914
Barbare, Asheville.. 116	150	282	35	.925	Hargrove, Durham.. 99	121	202	34	.905
Emery, Charlotte... 109	134	222	29	.925	Nield, Raleigh..... 112	133	263	48	.892
Brittain, Greensboro 72	87	159	21	.921					

SHORTSTOPS.

Holt, Greensboro.... 25	38	78	9	.928	Leaman, Ash.-Ch.... 18	24	38	8	.886
Citrano, Raleigh.... 116	213	372	56	.914	Edwards, Win.-S.... 95	142	272	58	.877
W. Kelly, Durham.. 114	233	458	69	.909	Adams, Greensboro.. 47	80	139	33	.873
Corbett, Asheville... 88	211	295	54	.904	Rafferty, Ash.-Ch... 38	50	87	23	.856
C. Doak, Greensboro 22	37	32	8	.896	Williams, Charlotte. 48	86	106	37	.839
Richards, Charlotte. 22	44	65	13	.894					

CATCHERS.

E. Mack, Raleigh... 15	80	17	1	.990	Malcomson, Char.... 63	307	78	11	.972
Niederhorn, Char.... 48	226	76	6	.981	Smith, Win.-S..... 117	592	129	22	.970
Hobbs, Greensboro.. 19	82	21	2	.981	Coveney, Dur.-Gbo.. 49	239	49	9	.970
Milliman, Asheville. 96	471	143	15	.976	Lafitte, Greensboro.. 41	184	58	8	.968
Lydgate, Raleigh.... 85	379	88	2	.975	Frye, Asheville..... 29	100	18	4	.967
Lowe, Durham..... 61	329	65	10	.975	Ulrich, Durham..... 51	226	44	14	.951

INDIVIDUAL FIELDING—(Continued).

OUTFIELDERS.

Name and Club.	G.	PO.	A.	E.	PC.	Name and Club.	G.	PO.	A.	E.	PC.
Holland, Asheville..	87	143	10	2	.987	Thompson, Durham.	83	156	12	9	.949
Breslin, Dur.-Gbo...	113	226	17	5	.980	McCoy, Charlotte...	85	143	4	8	.948
O'Keefe, Raleigh....	75	174	14	4	.979	Watson, Greensboro.	33	47	7	3	.947
Weiser, Charlotte...	79	182	4	5	.974	Stuart, Win.-S.....	95	146	19	10	.943
Shippee, Win.-S.....	22	32	4	1	.973	A. Smith, Raleigh..	50	83	8	6	.938
J. Kelly, Durham...	111	124	8	4	.971	Frye, Asheville.....	40	64	8	5	.935
Edwards, Raleigh...	63	115	12	4	.969	Butts, Raleigh-Dur.	108	171	12	13	.934
Angier, Durham.....	85	167	10	6	.967	Weir, Greensboro...	20	39	2	3	.932
Harold, Charlotte...	31	56	3	2	.967	Roberts, Win.-S.....	110	146	15	12	.931
Williams, Charlotte.	69	112	13	5	.962	Bell, Char.-Gbo.....	91	150	12	13	.926
Whitted, Raleigh...	32	43	6	2	.961	E. Mack, Raleigh...	33	78	5	7	.922
E. Doak, Asheville..	100	145	15	7	.958	Jordan, Greensboro..	16	28	2	3	.909
Noojin, Asheville....	89	191	24	10	.956	H. Mack, Raleigh..	20	14	5	2	.905
Rickard, Greensboro.	110	241	19	13	.952	Jackson, Win.-S.....	18	24	5	5	.853
Clapp, Ash.-Ch.-W-S.	96	191	14	11	.949						

PITCHERS.

McManus, Durham..	21	5	38	1	.977	Meadows, Durham..	39	7	49	5	.918
Boyle, Win.-S.....	41	12	109	3	.976	Betsill, Asheville....	23	1	31	3	.914
Fahrer, Charlotte...	29	12	68	4	.953	Waymack, Asheville	30	7	54	6	.910
Harding, Win.-S....	19	4	36	2	.952	McKeithan, Gb.-Ash.	39	8	80	9	.907
Lee, Winston-Salem	44	6	91	5	.951	Ledbetter, Gbo.-Ch..	29	6	42	5	.906
Yon, Dur.-Ral. ....	32	3	63	4	.943	Bausewein, Char....	21	8	48	6	.903
Shore, Greensboro...	26	11	54	4	.942	Stegall, Ch.-Gb.-Du.	18	3	33	5	.878
Mahaffey, Raleigh..	24	..	30	2	.938	Ferris, Durham.....	34	4	70	11	.870
Watson, Asheville...	40	8	89	7	.933	Belanger, Raleigh...	16	4	44	8	.857
Myers, Raleigh.....	43	11	82	8	.921	Ray, Winston-Salem	29	3	35	8	.826
High, Charlotte.....	32	7	72	7	.919						

PITCHERS' RECORDS.

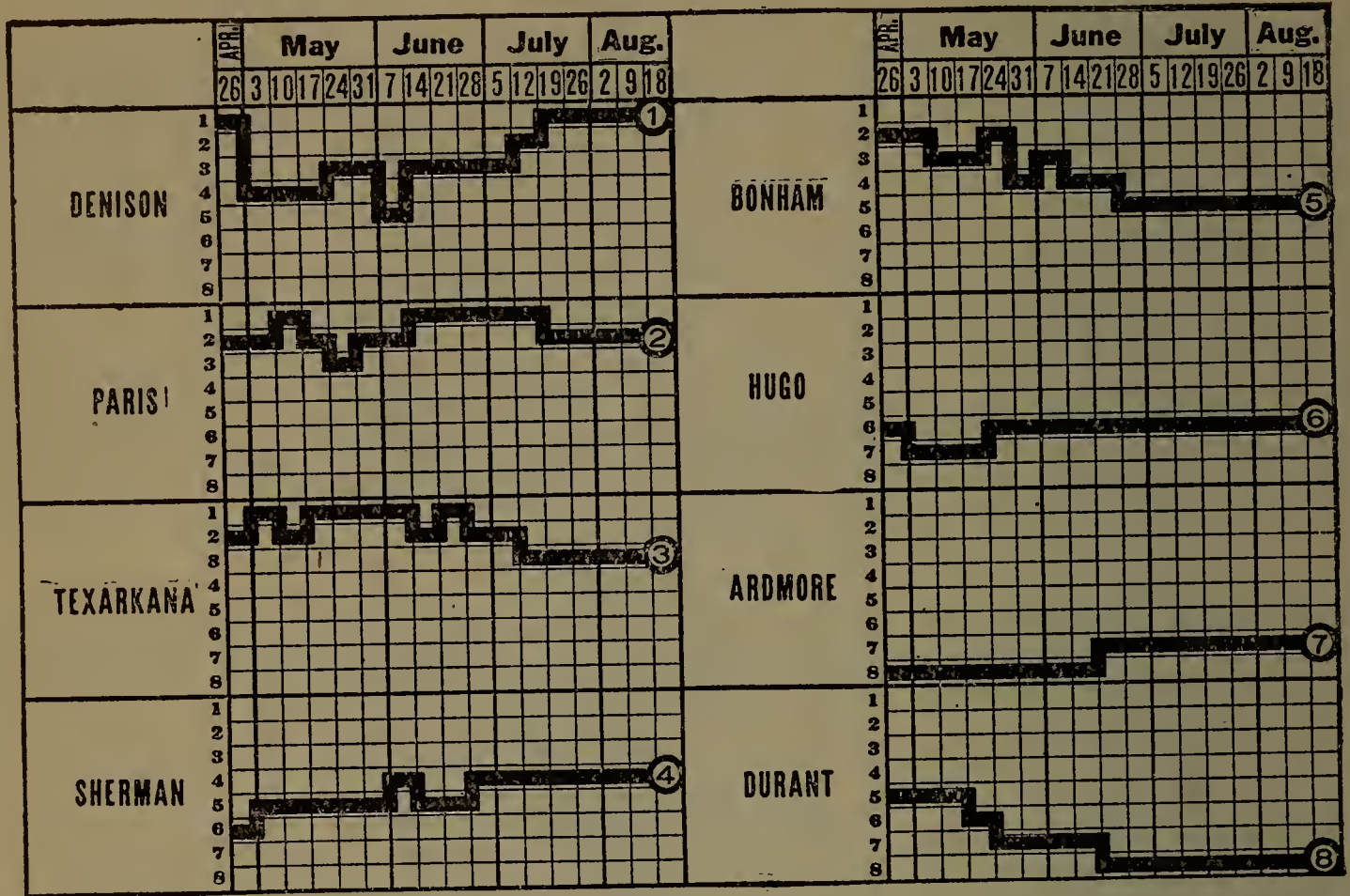
Name and Club.	G.	Rel'd.	Sub.	IP.	Oppo.		W						L.	T.	PC.
					AB.	R.	H.	HB.	BB.	SO.	P.	W.			
Belanger, Raleigh..	16	2	..	141	518	50	120	6	36	60	3	12	4	..	.750
Harding, Win.-S....	19	6	2	131	489	42	106	1	30	50	1	12	6	..	.667
McManus, Durham.	21	2	3	161	586	53	134	9	22	74	..	13	7	1	.650
Betsill, Asheville...	23	5	5	158	600	66	158	2	41	76	1	13	7	..	.650
Lee, Win.-Salem ..	45	4	8	334	1225	101	261	15	74	199	8	25	14	..	.641
Meadows, Durham.	39	9	8	292	1044	86	223	13	68	184	9	21	14	..	.600
Mahaffey, Raleigh.	25	3	11	133	504	84	129	4	45	40	7	9	6	..	.600
Yon, Dur.-Ral. ....	32	13	4	198	714	65	144	6	75	134	4	13	10	..	.565
Ray, Win.-Salem ..	25	9	5	184	672	92	146	18	101	141	16	11	9	..	.550
Boyle, Win.-Salem.	41	8	11	273	1036	129	283	3	80	66	7	16	14	1	.533
Watson, Asheville..	40	4	11	290	1094	129	280	10	68	115	4	17	15	3	.531
Myers, Raleigh ....	42	8	9	308	1136	122	277	21	71	118	9	17	16	..	.515
Waymack, Ashville	28	8	6	188	699	79	166	18	61	96	3	11	11	..	.500
Fahrer, Charlotte..	29	1	2	240	853	79	190	5	75	142	3	12	13	2	.480
Shore, Greensboro..	26	7	2	196	728	79	162	5	44	124	3	11	12	..	.478
McKeithan, Gb.-Ah.	39	7	6	287	1044	146	276	11	114	124	6	15	18	1	.455
Ferris, Durham.....	34	8	10	232	851	92	203	7	55	80	2	10	12	..	.455
High, Charlotte....	32	7	5	224	821	124	196	22	90	115	7	10	16	..	.385
Bausewein, Char... 21	3	3	3	150	541	73	127	5	69	93	8	7	12	..	.368
Ledbetter, Gb.-Ch.. 29	7	8	8	174	672	113	189	15	55	77	7	6	17	1	.261

North Carolina League—Myers of Raleigh pitched and won an eighteen-inning game, July 9, against Durham.

North Carolina League—Fifteen strike-outs is the record for the league in 1913; made by Yon of Durham in the Greensboro game, May 26.

North Carolina League—There were two no-hit games during 1913: Ray of Winston-Salem against Durham, April 28, at Durham; Watson of Asheville against Winston-Salem, August 5, at Winston.

# Texas-Oklahoma League



The 1913 season of the Texas-Oklahoma League was the most successful yet played, and, with one exception, the eight clubs beginning the race last April finished the schedule, the Wichita Falls franchise being transferred to Hugo about the middle of the season. The balance of the clubs finished in fairly good financial shape, and the prospects are bright for a much better year in 1914 than has yet been experienced.

The addition of Paris and Texarkana to this league has been of great assistance, as both of those cities are good Base Ball towns, and both had good teams in the field. Denison and Sherman are always good drawing towns, with Denison leading in attendance. Of course, this is partly accounted for by the fact that Denison won the pennant, although they did not have it cinched until the last week of the season.

Paris led the league for several weeks, and looked for a while to be a sure winner. Slowly, but steadily, Denison overhauled the leaders and finally appropriated first place, remaining there until the close of the season. Out of their last forty-six games they won thirty-seven and tied two, climbing from fifth to first place.

The season was lengthened in 1913 to 127 games, and was not split in two series as heretofore. All the members of the league seem to be better satisfied with this arrangement of one straightaway season.

### STANDING OF CLUBS AT CLOSE OF SEASON.

Club.	Games.	Won.	Lost.	PC.	Club.	Games.	Won.	Lost.	PC.
Denison	121	82	39	.678	Bonham	124	57	67	.460
Paris	125	80	45	.640	Hugo	125	54	71	.432
Texarkana	126	73	53	.579	Ardmore	123	43	80	.350
Sherman	126	68	58	.540	Durant	126	42	84	.333

### CHAMPIONSHIP WINNER IN PREVIOUS YEAR.

1912—Wichita Falls.

## INDIVIDUAL BATTING.

Name and Club.	G.	AB.	R.	H.	SB.	PC.	Name and Club.	G.	AB.	R.	H.	SB.	PC.
Watson, Hugo....	11	41	7	17	1	.415	Smith, Ardmores..	33	92	5	22	2	.240
Stewart, Sher....	23	81	12	29	7	.357	Henderson, Ard..	99	348	50	83	32	.239
Sheffield, Tex.....	46	174	44	59	20	.339	Witherspoon, Par.	31	88	14	21	4	.239
B. Gordon, Ard..	20	28	..	9	..	.321	Tierney, Tex.....	101	343	50	81	27	.236
B. Robinson, Dur.	88	301	38	94	15	.312	B. Kerr, Denison.	99	199	32	47	20	.236
Nagle, Paris.....	119	467	63	145	37	.310	Hopper, Durant..	96	368	35	87	16	.236
Harper, Paris.....	125	446	71	138	38	.309	Dupuy, Hugo.....	46	164	15	37	9	.236
Campbell, Den....	94	321	45	99	15	.308	W. L. Gordon, Den.	72	234	13	55	7	.235
Peebles, Denison.	47	143	15	44	11	.308	Dixon, Denison..	15	51	4	12	3	.233
A. Naylor, Sher..	120	441	64	135	30	.306	Rube Adams, Den.	42	112	14	26	..	.232
R. Allen, Sher...	73	253	37	77	8	.304	C. Leslie, Bonham	88	267	48	61	11	.228
Covington, Den... 119	442	71	133	43	.301	Carey, Ardmores..	123	437	61	99	38	.227	
Harper, Denison..	116	415	85	125	43	.301	Lavers, Ardmores.	36	110	6	25	5	.227
D. Naylor, Hugo.	47	156	16	47	1	.301	Tucker, Bonham..	23	88	13	20	2	.227
Nicholson, Hugo.	124	491	90	147	27	.299	Black, Sherman..	44	120	15	27	5	.225
O'Neil, Texarkana	108	411	56	123	17	.299	Seebach, Bonham.	114	406	33	91	..	.224
Workman, Hugo..	100	366	54	108	16	.295	Pelkey, Ardmores.	111	372	41	83	23	.223
Basham, Bonham	89	292	45	86	6	.295	Gardner, Ardmores	110	385	44	86	34	.223
G. Robinson, Par	126	468	74	136	21	.291	Spier, Durant....	110	359	42	80	21	.223
Nichols, Bonham.	121	446	79	129	36	.291	J. Naylor, Durant	96	328	25	73	8	.223
Green, Hugo.....	19	62	10	18	5	.290	Yonkman, Paris..	51	117	10	26	5	.222
Ferney, Ardmores.	14	38	2	11	1	.289	Poindexter, Tex..	27	72	11	16	1	.222
D. Kerr, Paris...	59	132	18	38	7	.288	Bryant, Sherman.	41	131	11	29	5	.221
Brown, Hugo.....	119	469	75	133	21	.284	Haislip, Denison..	43	100	7	24	1	.220
Fenner, Bonham..	120	442	61	124	20	.280	Burge, Sher.-Ard.	67	245	27	54	11	.220
Stellbauer, Tex... 118	442	49	124	16	.280	Appleton, Sher...	31	73	5	16	1	.219	
Allen, Sherman...	96	329	44	92	26	.280	Roy Allen, Ard...	34	91	6	15	1	.219
Wakefield, Den... 118	438	64	122	80	.279	Harrell, Durant..	21	73	11	16	1	.219	
Crosby, Sherman.	111	379	40	106	7	.279	Hennessey, Dur..	28	114	16	25	3	.219
Tincup, Sherman.	59	122	13	34	4	.279	Lawrence, Sher..	104	349	43	76	20	.218
Mathis, Paris.....	127	493	72	137	41	.278	Townsend, Sher...	65	170	16	37	1	.218
Masely, Tex.....	30	115	20	32	11	.278	Woodward, Dur..	94	345	39	75	16	.217
Windham, Tex....	10	18	3	5	..	.278	Deardorf, Sher...	50	143	11	31	7	.217
Shelton, Ardmores	106	365	49	101	26	.277	Porkorney, Sher..	98	305	28	66	15	.216
Lawson, Hugo....	87	314	20	87	8	.277	Alstodt, Bonham.	10	37	2	8	..	.216
Milam, Tex.....	66	222	25	61	16	.275	Guthrie, Sherman	53	187	19	40	7	.214
Watson, Paris....	19	51	4	14	1	.275	Sporn, Paris.....	119	424	63	90	14	.212
Lewis, Texarkana	11	40	8	11	3	.275	Gray, Ardmores...	35	137	15	29	4	.212
Brooks, Denison..	114	390	62	107	16	.274	Herman, Durant..	120	417	53	88	15	.211
Gerhardt, Den....	69	183	21	50	9	.273	Jones, Hugo.....	58	192	15	40	6	.208
Ritter, Texarkana	89	295	43	80	18	.271	Scoggins, Hugo...	46	130	12	27	..	.208
Dorsey, Bonham..	121	469	71	129	35	.269	Gober, Texarkana	32	112	10	23	8	.205
Dailey, Hugo.....	108	416	60	111	14	.267	Hewitt, Tex.....	90	303	30	62	11	.205
T. Robinson, Dur.	30	121	13	32	5	.264	Corzine, Bonham..	38	108	7	22	1	.204
Humphries, Sher..	114	388	58	102	24	.263	Gaines, Bonham..	20	54	3	11	..	.204
Kizziar, Hugo....	26	80	11	21	3	.262	G. White, Paris..	102	357	30	70	11	.196
Halliday, Denison	120	464	78	121	27	.261	Cronkrite, Ard... 35	112	14	22	..	.196	
Merritt, Denison.	92	283	30	74	13	.261	Bounds, Sherman.	23	67	9	13	5	.194
Eden, Durant....	60	226	33	59	20	.261	Welch, Ardmores..	17	62	6	12	4	.194
Trammell, Bon... 61	184	13	48	3	.261	Palmer, Ardmores.	77	249	20	48	7	.193	
Buster, Tex.....	85	300	50	78	27	.260	Reed, Sherman... 106	331	44	63	23	.190	
Sorey, Texarkana	123	464	74	120	32	.259	Morris, Hugo....	80	247	26	47	6	.190
F. White, Ard....	123	418	62	108	26	.259	Mickey, Ardmores.	14	37	1	7	..	.189
Fulwider, Tex....	47	125	9	32	1	.256	Lewis, Bonham...	19	69	4	13	1	.188
Wickes, Paris....	103	373	42	94	18	.252	Walker, Sherman	17	54	4	10	1	.185
Williamson, Tex.	111	379	55	95	23	.251	Kane, Hugo.....	17	54	6	10	..	.185
Johns, Durant....	92	320	37	80	15	.250	Jutze, Paris.....	65	183	16	33	7	.180
Heck, Bonham....	123	459	44	114	19	.249	Hig'botham, Den.	35	89	6	16	3	.180
Phillips, Hugo....	110	395	56	98	19	.249	Bettison, Ard.-Sh.	22	50	3	9	2	.180
Brady, Hugo.....	19	53	3	13	..	.245	Grubbs, Ardmores.	20	78	4	14	4	.179
Bryant, Durant..	14	45	5	11	1	.244	O'Brien, Tex.....	47	154	24	27	8	.175
Weber, Paris.....	78	277	32	67	7	.242	Massey, Sherman	25	69	7	12	4	.174
Moore, Paris.....	76	243	26	59	3	.241	Platzke, Bonham.	11	29	3	5	1	.172
Nevitt, Hugo.....	107	430	58	103	39	.240	Shell, Hugo.....	19	65	10	11	2	.169

## INDIVIDUAL BATTING—(Continued).

Name and Club.	G.	AB.	R.	H.	SB.	PC.	Name and Club.	G.	AB.	R.	H.	SB.	PC.
Jewell, Paris.....	45	149	14	25	5	.168	Phillips, Paris....	38	84	4	11	1	.131
Bailey, Bonham..	31	67	3	11	..	.164	Redford, Denison.	31	77	6	10	2	.130
Myers, Hugo.....	16	55	7	9	1	.164	Matthews, Hugo.	22	48	3	6	..	.125
Weeks, Ardmores.	69	202	23	33	10	.163	Rick Adams, Den.	20	42	4	5	..	.117
Hardy, Tex.....	26	80	9	13	3	.162	Brawley, Ard....	17	60	4	7	2	.117
Scott, Paris.....	64	186	13	28	7	.150	Hallahan, Sher...	40	101	4	11	1	.109
Hornbuckle, Hugo	25	67	5	10	..	.149	Jas. Allen, Ard...	18	48	2	5	..	.104
Daniels, Paris....	39	102	5	15	..	.148	R. Naylor, Hugo.	17	32	3	3	1	.094
Chapman, Durant	27	69	4	10	1	.145	Campbell, Durant	37	97	5	9	2	.093
Glenn, Denison...	30	88	5	12	..	.136	Clark, Durant....	12	45	1	4	1	.088
Pate, Texarkana.	38	97	9	13	..	.134	Tot Jones, Ard...	10	24	..	2	1	.082
Baber, Texarkana	31	90	7	12	2	.133	Billings, Tex.....	21	47	1	2	..	.043

Players who participated in less than ten games—Russell, Cramer, Grimes, Long, Kelly, Williams, Manley, Horton, Leslie, Callahan, Brown, Caldwell, Vance, Moss, Hill, Chivallier, Towers, Albright.

## CLUB BATTING.

Club.	G.	AB.	H.	PC.	Club.	G.	AB.	H.	PC.
Denison .....	121	4080	1082	.265	Bonham .....	124	3650	898	.246
Hugo .....	125	4418	1116	.253	Sherman .....	126	4181	1019	.244
Texarkana .....	126	4316	1077	.249	Durant .....	126	3494	813	.233
Paris .....	125	4553	1130	.248	Ardmore .....	123	4056	893	.220

## INDIVIDUAL FIELDING.

## FIRST BASEMEN.

Name and Club.	G.	PO.	A.	E.	PC.	Name and Club.	G.	PO.	A.	E.	PC.
Grubbs, Ardmores..	20	219	7	3	.992	Nicholson, Hugo....	124	1149	54	48	.962
Mathis, Paris.....	127	1310	55	22	.984	Nichols, Bonham...	121	1092	86	48	.961
Hardy, Texarkana.	26	262	13	5	.982	Stellbauer, Tex....	118	766	102	36	.960
Covington, Denison.	119	1109	98	23	.981	Gardner, Ardmores..	110	619	108	40	.948
Spiers, Durant.....	100	754	77	23	.973	Walker, Sherman..	17	132	12	8	.947
Porkorney, Sher....	98	903	51	32	.968	Harrell, Durant....	21	162	14	12	.903
Mosley, Texarkana.	30	259	15	9	.968						

## SECOND BASEMEN.

Reed, Sherman.....	106	275	265	31	.963	Tierney, Texarkana.	101	208	225	43	.905
Witherspoon, Paris.	31	43	46	4	.957	Phillips, Hugo.....	110	228	247	59	.889
Jewell, Dur.-Paris..	45	70	87	10	.940	Gray, Ardmores.....	35	51	107	21	.883
Kerr, Denison.....	99	97	133	18	.927	Burge, Sher.-Ard...	67	204	138	52	.868
Seeback, Bonham...	114	279	295	47	.924	Gordon, Denison....	72	94	120	33	.866
Weber, Paris.....	78	146	188	31	.915	Woodward, Durant..	94	133	117	34	.810
Lavers, Ardmores....	36	123	41	16	.911	Watson, Hugo.....	11	20	35	13	.809

## THIRD BASEMEN.

Wickes, Paris.....	103	141	166	27	.919	Nevitt, Hugo.....	107	127	205	50	.874
Brooks, Denison....	114	152	184	36	.903	Bryant, Sherman....	41	52	71	19	.866
Hewitt, Texarkana..	90	106	174	32	.897	Johns, Durant.....	92	161	195	56	.864
Massey, Sherman....	25	20	30	6	.893	Gober, Texarkana...	32	38	41	13	.860
Sporn, Bonham-Paris	119	175	241	51	.891	Lawrence, Sherman.	104	115	142	48	.843
Dailey, Par.-Du.-Hu.	108	111	203	39	.889	Lewis, Texarkana..	11	11	20	6	.838
Carey, Paris-Ard....	123	133	231	49	.881	Shell, Hugo.....	19	16	24	12	.769
Dupuy, Tex.-Hugo...	46	51	101	21	.879						

## SHORTSTOPS.

Kelly, Hugo.....	7	19	3	1	.957	Harper, Denison....	116	281	332	61	.910
Green, Hugo.....	19	32	39	4	.947	Heck, Bonham.....	123	261	341	61	.908
Shelton, Dur.-Ard...	106	207	356	48	.920	Humphries, Sher....	114	164	255	59	.877
Sorey, Texarkana...	123	255	325	51	.919	Eden, Durant.....	60	157	135	43	.871
White, Paris.....	102	201	250	42	.915	Dixon, Denison.....	15	37	47	14	.857

INDIVIDUAL FIELDING—(Continued).

LEFT FIELDERS.

Name and Club.	G.	P.O.	A.	E.	P.C.	Name and Club.	G.	P.O.	A.	E.	P.C.
Harper, Paris.....	125	237	114	3	.991	R. Allen, Sherman..	73	98	6	7	.937
Workman, Hugo.....	100	176	23	5	.975	O'Neil, Texarkana..	108	153	15	12	.933
W. F. Guthrie, Sh..	53	65	4	2	.971	Bounds, Sherman....	23	31	2	3	.917
Pelkey, Ardmores....	111	506	58	19	.967	Clark, Durant.....	12	13	7	2	.909
Campbell, Denison...	94	162	13	7	.962	Hennessey, Durant..	28	40	..	6	.870
B. Robinson, Durant	83	153	16	10	.944	Bryant, Durant.....	14	9	8	3	.850
Dorsey, Bonham.....	121	204	19	15	.937						

CENTER FIELDERS.

Stewart, Sherman...	23	31	9	1	.976	Fenner, Bonham....	120	229	24	15	.944
Henderson, Ardmores	99	171	13	5	.974	Hopper, Durant.....	96	197	7	14	.936
Wakefield, Denison.	118	276	22	9	.971	Welch, Ardmores....	17	24	3	2	.931
Sheffield, Texarkana	46	76	11	3	.967	Milam, Texarkana..	66	119	14	12	.917
T. Robinson, Durant	30	51	4	3	.966	Brown, Hugo.....	119	217	72	27	.914
Allen, Sherman.....	96	173	12	7	.963	G. Robinson, Paris.	126	212	20	11	.913

RIGHT FIELDERS.

Tucker, Bonham.....	23	22	12	1	.971	Williamson, Tex....	111	122	18	8	.946
Peebles, Denison....	47	55	6	2	.968	Nagle, Paris.....	119	190	18	12	.945
A. Naylor, Sherman	120	159	11	6	.966	Palmer, Ardmores....	77	140	125	27	.908
Halliday, Denison...	120	177	21	8	.961	Kizziar, Hugo.....	26	111	8	13	.901
Tot Jones, Ardmores.	10	13	11	1	.960	Cronkrite, Sher-Ard.	35	37	5	6	.875
Poindexter, Tex.....	27	20	1	1	.955	Alstodt, Bonham....	10	10	2	2	.857
C. Leslie, Bonham..	88	105	26	7	.949	O'Brien, Texarkana.	47	64	5	6	.920

CATCHERS.

Name and Club.	G.	P.O.	A.	E.	P.B.	P.C.	Name and Club.	G.	P.O.	A.	E.	P.B.	P.C.
D. Naylor, Hugo.	47	272	62	6	10	.982	Gordon, Ardmores.	20	44	12	2	1	.966
Moore, Paris.....	76	392	78	10	6	.979	Scott, Bon.-Paris.	65	285	70	13	13	.965
Crosby, Sherman.	111	721	147	19	15	.979	White, Ardmores..	123	602	106	29	23	.961
Basham, Bonham.	89	471	95	12	5	.979	Herman, Durant.	120	627	138	32	..	.957
Hornbuckle, Hugo	25	148	26	4	..	.978	Gerhardt, Denison	69	302	64	17	1	.956
Brawley, Ardmores	17	83	23	3	..	.972	Lawson, Hugo....	87	270	69	18	8	.950
Merritt, Denison..	92	473	117	19	1	.968	Townsend, Sher..	65	226	48	15	9	.948
I. Naylor, Dur....	96	433	139	19	7	.968	Buster, Texar....	85	384	95	30	6	.941
Ritter, Texar.....	89	485	78	20	12	.966	Bettison, Ar.-Sh..	22	77	20	7	2	.932
Putze, Paris.....	65	305	89	14	6	.966	Lewis, Bonham...	19	45	98	3	3	.912

PITCHERS.

Name and Club.	G.	P.O.	A.	E.	P.	P.C.	Name and Club.	G.	P.O.	A.	E.	P.	P.C.
Correy, Ardmores..	14	6	35	..	..	1000	Scoggins, Hugo...	46	9	70	3	1	.963
Brown, Paris.....	9	4	22	..	2	1000	Appleton, Sher...	31	4	73	3	3	.962
Ramer, Durant...	8	8	19	..	3	1000	Phillips, Paris....	38	6	93	4	1	.961
Powers, Durant...	8	3	14	..	..	1000	Matthews, Hugo..	22	6	43	2	4	.960
Matzke, Bonham.	11	1	18	..	..	1000	Weeks, Tex.-Ard.	69	108	82	11	9	.945
Maines, Bonham..	7	2	13	..	..	1000	Mickey, Ardmores.	14	5	29	2	2	.944
Morton, Texar....	7	1	12	..	3	1000	Corzine, Bonham.	38	15	95	7	2	.940
Mbright, Sher....	5	1	4	..	..	1000	Myer, Hugo.....	16	21	58	5	3	.940
Maines, Bonham..	20	6	39	1	1	.979	Billings, Tex....	21	3	43	3	3	.938
Mallahan, Sher...	40	12	74	2	5	.977	Caldwell, Ard....	7	9	6	1	..	.938
Campbell, Dur....	37	13	68	2	6	.976	Kerr, Paris.....	59	22	66	6	1	.936
Nick Adams, Den.	20	6	34	1	1	.976	Smith, Ardmores..	33	22	94	8	5	.935
Watson, Paris....	19	15	59	2	5	.974	Daniels, Paris....	39	12	75	6	9	.935
Mulwider, Tex....	47	27	66	3	8	.970	Bailey, Bonham..	31	8	46	4	..	.931
Grammell, Bon...	61	109	99	7	7	.969	Haislip, Denison.	43	28	78	8	5	.930
Allen, Ard....	34	15	74	3	3	.967	Long, Durant.....	8	11	15	2	..	.929
Naylor, Hugo.	17	1	26	1	..	.965	Yonkman, Du-Pa.	51	19	58	6	4	.928
Wate, Texarkana.	38	19	87	4	4	.964	Kane, Hugo.....	17	8	42	4	3	.924

INDIVIDUAL FIELDING—PITCHERS—(Continued).

Name and Club.	G.	P.O.	W			PC.	Name and Club.	G.	P.O.	W			PC.
			A.	E.	P.					A.	E.	P.	
Hig'botham, Den.	35	20	54	6	2	.924	Redford, Denison.	31	16	64	8	6	.909
Jones, Hugo.....	58	80	114	16	4	.924	J. Allen, Ardmore	18	3	27	3	2	.903
Brady, Hugo.....	19	6	54	5	5	.923	Deardorf, Sher...	50	32	70	11	2	.903
Windham, Sh.-Tx.	10	3	9	1	2	.923	Chapman, Dur....	27	10	52	7	16	.897
Glenn, Denison...	30	7	52	5	4	.922	Tincup, Sherman.	59	15	69	10	8	.879
Baber, Texarkana	31	11	72	7	6	.922	R. Adams, Dr-Dn	42	21	66	12	8	.879
Black, Sherman..	44	18	85	9	3	.920	Vance, Bonham...	6	5	9	3	..	.824
Morris, Hugo.....	80	64	29	9	1	.912	Chivallier, Ard...	6	2	8	4	1	.714

CLUB FIELDING.

Club.	G.	P.O.	A.	E.	PC.	Club.	G.	P.O.	A.	E.	PC.
Paris .....	125	3730	1741	266	.954	Texarkana ..	126	3395	1455	309	.9401
Denison .....	121	3313	1505	287	.944	Durant .....	126	3026	1180	287	.936
Bonham .....	124	2902	1284	252	.943	Ardmore ....	123	3432	1742	365	.934
Sherman .....	126	3336	1472	309	.9405	Hugo .....	125	3229	1619	372	.929

PITCHERS' RECORDS.

Name-Club.	G.	S.O.	Opp.			PC.	Name-Club.	G.	S.O.	Opp.			PC.		
			H.	R.	W.					H.	R.	W.			
Haislip, Denison	37	7	216	88	20	6	.769	Trammell, Bon.	34	..	239	116	15	17	.469
Hig'bot'm, Den.	34	4	202	74	20	6	.769	R. Adams, Den.	20	1	82	41	6	7	.462
Watson, Paris..	18	2	105	33	9	3	.750	Bailey, Bonham	29	..	195	93	11	13	.458
Torrey, Ard....	12	1	71	35	9	3	.750	Mickey, Ard....	13	..	89	47	4	5	.444
Daniels, Paris..	38	4	200	74	22	9	.710	Platzke, Bon...	11	..	74	42	4	5	.444
Kerr, Paris....	40	7	196	73	19	8	.710	Brown, Paris..	9	1	58	34	4	5	.444
Pate, Tex.....	36	7	207	73	23	10	.697	Chapman, Dur..	27	..	179	117	9	12	.429
Redford, Den...	32	3	148	74	16	8	.667	Smith, Ardmore	32	1	195	105	10	14	.417
Glenn, Denison.	30	8	163	58	18	9	.667	R. Allen, Ard..	29	1	179	82	10	15	.400
Billings, Tex...	20	1	97	50	8	4	.667	R. Adams, Den.	38	4	223	135	12	20	.375
Baber, Tex.....	28	1	186	95	16	9	.640	Deardorf, Sher..	27	..	149	89	8	14	.364
Phillips, Paris..	38	1	227	87	14	9	.609	Weeks, Ard....	26	..	146	81	6	12	.333
Tincup, Sher....	39	1	180	89	17	11	.607	Spier, Durant...	22	..	105	58	3	6	.333
Kane, Hugo.....	18	..	103	56	10	7	.588	Morris, Hugo...	13	1	87	49	3	6	.333
Scoggins, Hugo.	30	2	238	112	16	12	.571	Cramer, Durant	7	..	68	37	2	4	.333
Appleton, Sher.	25	2	108	62	12	9	.571	Brady, Hugo....	19	..	133	76	5	12	.296
Fulwider, Tex..	36	4	213	114	18	14	.562	Campbell, Dur..	33	1	233	142	8	20	.286
Yonkman, Paris	38	4	213	95	16	13	.552	Matthews, Hu..	19	..	125	80	3	9	.250
Myers, Hugo....	14	1	85	65	7	6	.538	Horton, Tex....	6	..	31	17	1	3	.250
Black, Sherman.	35	7	200	105	17	15	.531	Jones, Hugo....	22	..	202	123	4	15	.210
Corzine, Bon....	36	4	259	111	15	15	.510	Towers, Durant	8	..	46	33	1	4	.200
Windham, Tex.	10	1	48	16	2	2	.500	J. Allen, Ard... 18	..	114	76	2	12	.143	
Hallahan, Sher.	36	1	180	101	14	15	.483	R. Naylor, Hu.	16	..	118	76	1	7	.125
Gaines, Bonham	19	..	125	55	8	9	.471	Chivallier, Ard.	6	..	27	18	..	5	.000

LEADING TEN BASE STEALERS.

Name and Club.	G.	SB.	PC.	Name and Club.	G.	SB.	PC.
Wakefield, Denison.....	118	80	.678	Henderson, Ardmore....	99	32	.323
Harper, Denison.....	116	43	.371	Nagle, Paris.....	119	37	.311
Nevitt, Hugo.....	107	39	.365	Gardner, Ardmore.....	110	34	.309
Covington, Denison.....	119	43	.361	Carey, Ardmore.....	123	38	.309
Mathis, Paris.....	127	41	.323	Harper, Paris.....	125	38	.304

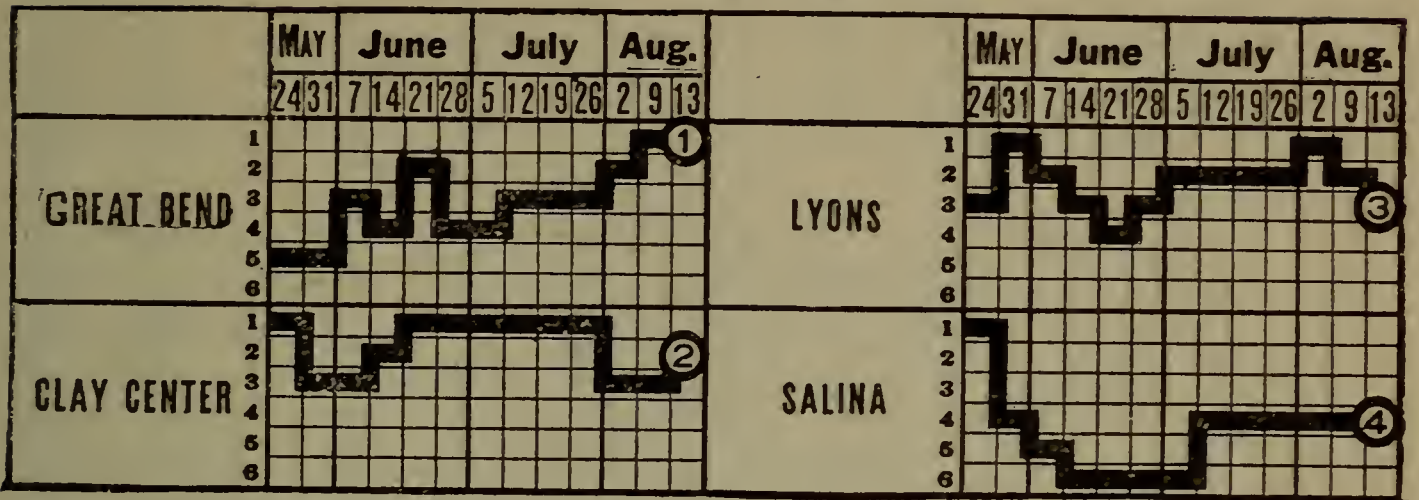
LEADING TEN RUN GETTERS.

Name and Club.	G.	R.	PC.	Name and Club.	G.	R.	PC.
Harper, Denison.....	116	85	.733	Sorey, Texarkana.....	123	74	.602
Nicholson, Hugo.....	124	90	.726	Covington, Denison.....	119	71	.597
Nichols, Bonham.....	121	79	.653	G. Robinson, Paris.....	126	74	.587
Halliday, Denison.....	120	78	.650	Harper, Paris.....	125	71	.568
Brown, Hugo.....	119	75	.630	Mathis, Paris.....	127	72	.567



# Kansas State League

(Formerly Central Kansas League.)



The Kansas State League, successor to the Central Kansas League of 1912 and the four preceding years, closed the season of 1913 on August 13, with Great Bend the winner and Clay Center a close runner-up. The latter was substituted for Minneapolis of the old circuit. Everything progressed smoothly from the opening of the campaign, May 16, until July 9, when Junction City dropped out of the league. No other city being available, the circuit was continued on a four-club basis, Manhattan being eliminated.

### STANDING OF CLUBS AT CLOSE OF SEASON.

Club.	Won.	Lost.	PC.	Club.	Won.	Lost.	PC.
Great Bend .....	53	36	.596	Lyons .....	50	39	.562
Clay Center .....	51	37	.580	Salina .....	26	62	.295

### CHAMPIONSHIP WINNERS IN PREVIOUS YEARS.

1908—Minneapolis .....	.623	1911—Concordia .....	.571
1909—Ellsworth .....	.657	1912—Great Bend .....	.600
1910—Ellsworth .....	.654		

### INDIVIDUAL BATTING.

Name and Club.	G.	AB.	R.	H.	SH.	SB.	PC.
Jepson, Lyons .....	12	32	4	12	..	..	.375
Hayes, Lyons .....	14	56	5	20	1	1	.357
Singleton, Clay Center.....	89	397	78	133	1	30	.335
Dickey, Salina .....	11	36	6	12	2	3	.333
Morgan, Great Bend.....	88	337	57	112	7	26	.332
Dail, Lyons .....	67	253	40	82	5	6	.324
Freeman, Clay Center.....	89	334	68	107	2	9	.317
Sutton, Salina .....	15	63	9	20	1	3	.317
Rumler, Great Bend.....	61	242	51	76	8	22	.314
Stucker, Salina .....	88	352	44	110	5	11	.313
Shaw, Clay Center.....	81	324	45	97	3	8	.299
Aiton, Salina .....	15	64	9	19	1	1	.297
LaFlambois, Lyons .....	88	378	61	113	4	10	.296
Marr, Great Bend.....	85	339	54	99	4	16	.292
Miller, Great Bend.....	34	131	27	38	1	1	.290
Gay, Salina-Great Bend.....	40	162	23	48	4	4	.291
Provost, Lyons .....	54	204	24	57	2	4	.279
Allingham, Clay Center.....	85	337	53	94	13	35	.279
W. Smith, Great Bend.....	65	252	48	70	8	20	.278
Taylor, Salina .....	49	154	19	42	6	6	.273
Kirmeyer, Salina .....	24	88	17	24	2	9	.273
Kester, Clay Center.....	89	345	57	94	11	21	.272
Addington, Clay Center.....	71	270	35	73	17	16	.270
Crawford, Clay Center.....	88	361	51	97	7	11	.269
Steno, Salina .....	48	169	22	44	2	11	.263
Brown, Great Bend.....	42	141	18	37	1	..	.262
Wilson, Great Bend.....	65	206	27	54	4	13	.262
Lemley, Salina .....	15	54	5	14	..	1	.259

INDIVIDUAL BATTING—(Continued).

Name and Club.	G.	AB.	R.	H.	SH.	SB.	PC.
Killibrew, Salina	89	330	38	85	9	6	.258
Moore, Salina	87	310	38	80	5	8	.258
Sweet, Clay Center	70	248	34	64	2	3	.258
Thompson, Lyons	88	352	43	89	21	21	.253
White, Lyons	43	152	18	42	2	5	.253
Sievers, Great Bend	86	347	48	86	4	15	.248
Ceurvorst, Lyons	56	210	38	52	2	2	.248
Rigsby, Salina	86	298	36	73	6	6	.245
Horrill, Lyons	39	140	19	34	5	4	.243
Fedor, Great Bend	88	345	68	84	8	16	.243
Miller, Lyons	46	177	27	43	..	..	.243
Chase, Lyons	78	302	38	72	4	13	.238
O'Byrne, Lyons	60	194	37	46	2	2	.237
Featherhoff, Lyons	81	317	36	75	7	19	.236
Bondurant, Great Bend	10	30	2	7	1	..	.233
Gober, Salina	27	95	7	22	..	1	.232
Kennedy, Salina	26	95	9	23	..	..	.232
R. Smith, Great Bend	23	68	3	15	4	1	.220
Nelson, Lyons	59	187	24	41	6	2	.219
F. Smith, Clay Center	43	145	24	31	4	2	.214
Riley, Great Bend	14	38	..	8	..	1	.213
Welday, Salina	18	71	5	15	3	2	.211
Thrailkill, Clay Center	31	99	11	20	2	..	.209
Lillis, Salina	24	78	9	16	..	..	.205
Fulton, Clay Center	32	83	11	17	1	1	.205
Stoffer, Great Bend	49	138	17	28	6	2	.203
Brumley, Lyons	10	36	4	7	1	1	.194
Culver, Lyons	21	55	6	10	..	3	.182
Trimble, Great Bend	20	67	8	12	..	..	.179
Burnett, Salina	16	47	2	8	2	..	.170
McVey, Lyons	11	24	3	4	..	1	.166
Quinlan, Great Bend-Lyons	20	48	3	8	..	6	.166
Harrah, Great-Bend-Salina	24	56	30	9	..	..	.160
McKee, Clay Center	23	74	4	12	1	2	.160
Ury, Salina	23	77	8	12	3	1	.156
Shimeall, Clay Center	25	85	9	13	1	..	.153
Johnson, Great Bend	12	39	4	5	1	2	.128
Winspear, Salina	13	32	3	4	..	..	.125
Whalen, Salina	18	65	3	8	..	..	.123
Haas, Great Bend	11	34	3	4	1	1	.118
Kerr, Salina	12	42	2	5	1	3	.118
McDonald, Salina	25	68	6	6	..	1	.088

Players who participated in less than ten games—Great Bend: White, Merritt, Hoffman, Luebbe, Washburn, Hammer. Clay Center: Monroe, Womack. Salina: Donovan, Speaks, Stimson, Liese, Kirkland, Hutchinson, Mossman, Crawford.

INDIVIDUAL FIELDING.

FIRST BASEMEN.

Name and Club.	G.	PO.	A.	E.	PC.	Name and Club.	G.	PO.	A.	E.	PC.
Ury, Salina	23	183	12	4	.980	Allingham, Clay C.	85	843	47	27	.970
Horrill, Lyons	37	347	10	7	.980	Moore, Salina	64	525	24	20	.947
Provost, Lyons	54	539	24	17	.971	Wilson, Great Bend	59	486	13	29	.945

SECOND BASEMEN.

Chase, Lyons	71	152	185	20	.944	LaFlambois, Lyons	14	16	45	7	.897
Crawford, Clay Cen.	88	241	215	35	.929	Whalen, Salina	17	41	35	10	.884
Fedor, Great Bend	88	173	233	26	.917	Killibrew, Salina	17	29	44	12	.859
Sutton, Salina	15	35	37	7	.911	Dickey, Salina	11	12	24	9	.800

THIRD BASEMEN.

Addington, Clay Cen.	70	83	141	13	.945	Stucker, Salina	88	143	156	29	.906
White, Lyons	43	61	74	11	.925	Ceurvorst, Lyons	48	52	80	14	.904
Morgan, Great Bend	88	129	139	22	.924	Freeman, Clay Cen.	22	19	63	9	.901

INDIVIDUAL FIELDING—(Continued).

SHORTSTOPS.

Name and Club.	G.	P.O.	A.	E.	PC.	Name and Club.	G.	P.O.	A.	E.	PC.
Gober, Salina.....	27	54	52	10	.914	Kester, Clay Center..	89	160	264	62	.872
Smith, Great Bend...	65	128	155	26	.913	Gay, Salina.....	33	68	94	28	.852
Thompson, Lyons.....	88	140	237	39	.906	Marr, Great Bend....	16	33	25	12	.803

OUTFIELDERS.

Alton, Salina.....	15	32	6	..	1000	Rumler, Great Bend.	16	21	3	1	.960
Fulton, Clay Center..	10	8	..	..	1000	Miller, Great Bend...	21	36	8	2	.957
Shimeall, Clay Cen..	10	6	..	..	1000	Killbrew, Salina....	68	116	8	7	.954
Trimble, Great Bend.	10	13	2	..	1000	Featherhoff, Lyons...	81	160	11	9	.950
Hayes, Lyons.....	14	26	5	..	1000	Sievers, Great Bend.	86	201	20	12	.948
Taylor, Salina.....	32	40	13	1	.981	Freeman, Clay Cen...	67	73	14	6	.935
Kirmeyer, Salina....	17	43	4	1	.979	Miller, Lyons.....	25	33	6	3	.926
Marr, Great Bend....	69	153	19	4	.977	LaFlambois, Lyons...	53	68	21	8	.918
Welday, Salina.....	18	35	1	1	.973	Moore, Salina.....	23	45	8	5	.914
Singleton, Clay Cen..	89	151	16	5	.970	F. Brown, Gr. Bend.	19	18	3	2	.913
Shaw, Clay Center...	81	117	4	4	.968	Stoffer, Great Bend..	14	16	4	2	.909
Dall, Lyons.....	67	109	13	4	.968	Lillis, Salina.....	11	8	..	1	.889
Kennedy, Salina.....	19	50	9	2	.962	O'Byrne, Lyons.....	30	44	6	8	.862

PITCHERS.

McVey, Lyons.....	11	..	14	..	1000	Thrailkill, Clay Cen.	29	5	64	4	.945
Trimble, Great Bend.	10	1	35	..	1000	Harrah, Great Bend.	12	2	13	1	.938
Stoffer, Great Bend..	32	14	77	1	.989	Shimeall, Clay Cen..	15	1	28	2	.935
Taylor, Salina.....	17	6	36	1	.977	O'Byrne, Lyons.....	30	10	91	8	.927
LaFlambois, Lyons...	23	18	55	3	.960	Lemley, Salina.....	11	2	22	2	.923
Lillis, Salina.....	13	7	17	1	.960	Burnett, Salina.....	15	6	37	4	.915
McKee, Clay Center..	23	4	67	3	.959	Jepson, Lyons.....	12	4	17	2	.913
Winspear, Salina....	10	5	16	1	.955	McDonald, Salina....	23	9	39	6	.889
Culver, Lyons.....	15	2	39	2	.953	Riley, Great Bend....	13	4	23	4	.870
Brown, Great Bend..	18	..	35	2	.948	Smith, Great Bend...	20	4	28	5	.865
Fulton, Clay Center..	22	5	47	3	.945	Harrah, Salina.....	12	2	19	5	.808

CATCHERS.

Haas, Great Bend....	11	71	3	..	1000	Nelson, Lyons.....	59	259	56	5	.984
Miller, Great Bend...	13	83	6	..	1000	Sweet, Clay Center...	64	281	80	7	.980
Brumley, Lyons.....	10	53	4	..	1000	Rigsby, Salina.....	86	577	92	17	.975
Miller, Lyons.....	21	95	25	1	.992	Johnson, Great Bend.	12	96	10	3	.974
F. Smith, Clay Cen..	33	200	30	2	.991	Rumler, Great Bend.	42	280	34	10	.969

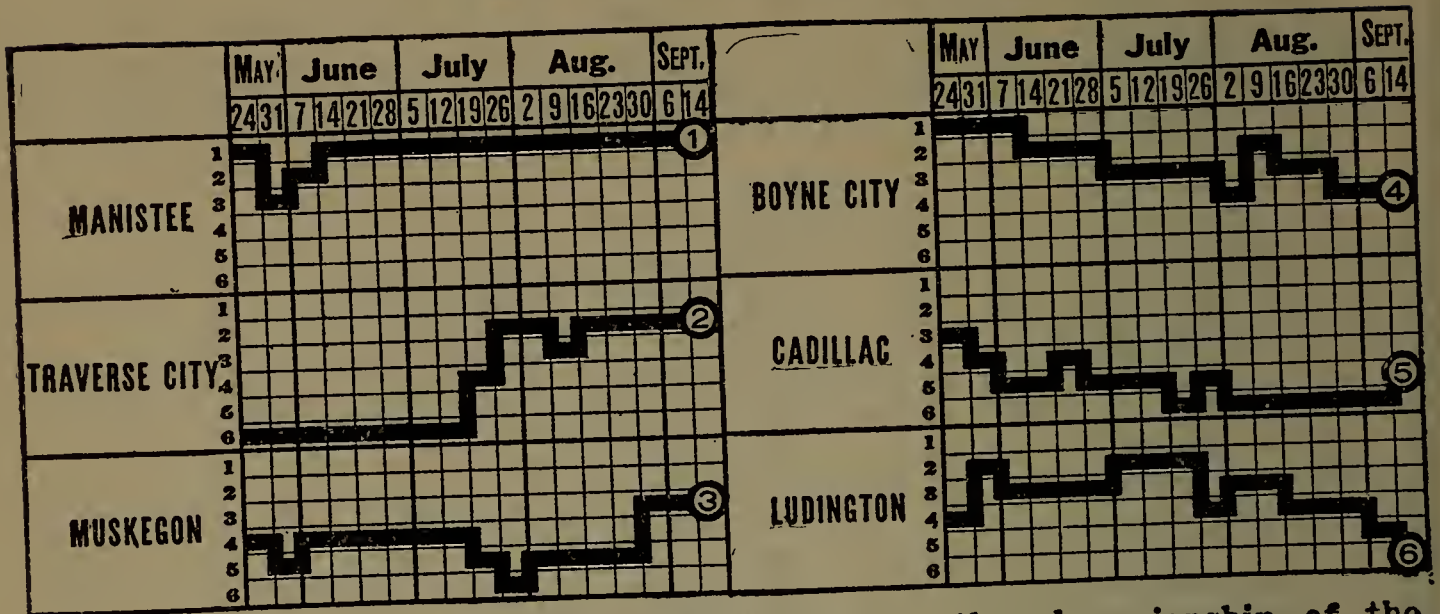
PITCHERS' RECORDS.

Name and Club.	W.	L.	Shut Out.	PC.	Name and Club.	W.	L.	Shut Out.	PC.
Riley, Great Bend.....	9	..	3	1000	Shimeall, Clay Center.	8	6	1	.571
Culver, Lyons.....	9	4	..	.692	Brown, Great Bend....	7	7	2	.500
Quinlan, G.B.-Lyons...	8	5	1	.667	Harrah, G.B.-Salina...	7	7	2	.500
Stoffer, Great Bend...	14	7	1	.667	Smith, Great Bend.....	7	10	2	.412
McKee, Clay Center...	13	7	1	.650	McDonald, Salina.....	8	12	1	.400
Thrailkill, Clay Cen...	16	9	1	.640	LaFlambois, Lyons....	8	12	..	.400
O'Byrne, Lyons.....	17	10	2	.630	Fulton, Clay Center....	9	14	..	.391
Frimble, Great Bend...	5	3	1	.625					

Pitchers who pitched in less than five games—Clay Center: Womack. Lyons: McVey. Salina: Speaks, Burnett, Lemley, Taylor, Lillis, Winspear.

Kansas State League—Clay Center, although only the runner-up, had the two leading base stealers in Allingham and Singleton; Thompson of Lyons led the sacrifice hitters, followed by Addington, Allingham and Kester of Clay Center; Singleton was the best run getter, with 78, Fedor and Freeman of Clay Center having 68 each.

# Michigan State League



For the third successive time, Manistee won the championship of the Michigan State League, with Traverse City as the runner-up, the same as in 1912. Muskegon's showing was a marked improvement over the play of the previous year, as the team came from fifth and finished third. Boyne City occupied its old place, fourth, while Cadillac, the first champion of the league, climbed from the "cellar" in 1912 to fifth place, and Ludington dropped from third to sixth. The season, which started on May 20 and closed on September 14, was in every way a success.

### STANDING OF CLUBS AT CLOSE OF SEASON.

Club.	Won.	Lost.	PC.	Club.	Won.	Lost.	PC.
Manistee .....	73	47	.608	Boyne City .....	57	63	.475
Traverse City .....	62	57	.521	Cadillac .....	53	66	.445
Muskegon .....	61	59	.508	Ludington .....	53	67	.442

### CHAMPIONSHIP WINNERS IN PREVIOUS YEARS.

1910—Cadillac ..... .558 | 1911—Manistee ..... .622 | 1912—Manistee ..... .703

### INDIVIDUAL BATTING.

Name and Club.	G.	AB.	R.	H.	2B.	3B.	HR.	SH.	SB.	BB.	SO.	PC.
Harris, Muskegon .....	17	55	8	20	1	..	..	5	1	2	4	.364
Miller, Muskegon .....	98	387	63	139	30	6	..	8	24	17	22	.359
Allison, Cadillac .....	120	443	84	157	27	10	3	23	34	55	44	.354
Altenberg, Ludington .....	29	112	12	38	2	2	..	4	6	6	12	.339
Decker, Cadillac .....	15	57	5	19	5	..	..	1	1	4	2	.333
Gillen, Boyne City.....	109	419	56	137	20	9	3	11	19	34	41	.327
Grimes, Ludington .....	90	342	59	112	10	2	..	8	44	22	20	.327
Tennant, Ludington .....	42	147	18	48	7	2	3	5	9	8	12	.327
Evans, Traverse City.....	111	394	67	129	14	8	..	20	48	57	37	.327
Kuhagen, Boyne City.....	86	291	60	93	12	5	..	27	12	46	53	.320
Arndt, Ludington .....	74	276	32	88	24	..	1	15	9	17	15	.319
Bennett, Cadillac .....	19	61	9	19	1	..	..	1	7	6	8	.311
Rosevear, Cadillac .....	14	36	4	11	1	..	1	2	..	1	8	.306
Barney, Ludington .....	55	206	39	63	17	2	2	16	12	21	38	.306
Seager, Traverse City.....	78	258	37	79	8	5	..	5	10	11	27	.306
Eggleston, Ludington-Cadillac	72	270	32	82	17	..	1	9	9	5	38	.304
McKillen, Manistee .....	46	172	36	52	10	2	1	10	9	14	15	.302
Swick, Cadillac .....	121	472	54	140	17	13	1	19	16	18	33	.297
Pendry, Traverse City.....	20	74	12	22	6	2	..	5	17	8	3	.297
Murray, Muskegon .....	51	199	39	59	6	..	..	2	11	33	10	.296
Taillon, Manistee .....	124	464	74	136	37	5	3	42	11	29	33	.293
Pokorney, Boyne City.....	120	465	71	136	28	5	1	19	41	43	57	.292
Warner, Cadillac .....	37	120	15	35	3	4	1	2	4	10	28	.292
Comstock, Muskegon .....	121	406	73	118	17	5	2	29	37	77	45	.291

INDIVIDUAL BATTING—(Continued).

Name and Club.	G.	AB.	R.	H.	2B.	3B.	HR.	SH.	SB.	BB.	SO.	PC.
Varley, Boyne City.....	115	430	84	124	12	2	1	14	27	79	57	.288
Beyers, Ludington .....	119	428	66	123	23	5	3	14	13	36	45	.287
Holmquist, Traverse City.....	56	182	28	51	8	4	1	5	16	16	29	.280
Prough, Manistee .....	118	455	73	127	32	2	14	20	21	30	60	.279
Dunckel, Muskegon .....	121	469	84	130	20	9	2	25	37	37	34	.277
Guest, Traverse City.....	12	29	3	8	1	..	..	1	2	2	5	.276
Ecker, Traverse City.....	12	44	2	12	1	..	..	3	1	1	6	.273
Method, Boyne City.....	18	64	5	17	5	..	..	3	4	..	8	.266
Sager, Ludington .....	121	452	77	120	30	4	..	32	25	52	39	.265
Bailey, Ludington-Cadillac ...	16	42	3	11	1	1	..	1	3	2	5	.262
Cole, Traverse City.....	26	92	16	24	1	3	3	2	1	10	28	.261
Anderson, Manistee .....	124	469	69	122	29	6	3	31	30	41	73	.260
Stuart, Manistee .....	65	215	22	56	9	..	..	13	7	16	30	.260
Clark, Boyne City.....	57	215	20	56	12	2	..	9	4	6	29	.260
T. Stevenson, Muskegon.....	113	413	52	107	19	4	1	11	19	48	79	.259
Broder, Ludington-Trav. City.	93	347	51	90	11	2	..	18	19	57	24	.259
Earl Smith, Manistee.....	51	197	34	51	14	1	..	10	13	14	20	.259
Williams, Cadillac-Ludington.	107	417	58	108	15	..	..	22	26	41	55	.259
Adams, Ludington-Cadillac ..	124	453	55	117	18	4	..	31	52	38	63	.258
Wenger, Traverse City.....	100	357	33	92	8	1	..	17	13	38	35	.258
Dworski, Boyne City.....	114	394	45	101	17	13	3	11	17	41	54	.256
Sharrock, Cadillac .....	73	226	23	57	7	8	3	2	5	11	47	.252
Bellow, Boyne City-Ludington	20	80	7	20	2	1	..	5	2	1	8	.250
Korfhagen, Manistee .....	81	280	29	70	6	2	..	21	7	23	30	.250
T. Smith, Traverse City.....	52	200	23	50	7	4	..	9	9	6	25	.250
Hines, Traverse City.....	71	257	44	64	14	5	1	10	13	23	34	.249
Arnson, Cadillac .....	117	433	39	108	15	3	..	18	16	44	29	.249
Klefer, Traverse City.....	61	202	16	50	5	2	1	3	4	9	63	.248
Grogan, Ludington .....	47	174	36	43	5	1	1	8	19	17	9	.247
Cook, Ludington .....	81	313	32	77	14	2	..	12	24	18	55	.246
McConnell, Muskegon .....	108	358	24	88	14	2	1	12	16	25	73	.246
Bonine, Muskegon .....	64	238	38	58	3	1	..	28	12	28	16	.244
Myron, Traverse City.....	45	168	17	41	4	4	..	7	9	18	16	.244
Brooks, Muskegon .....	104	358	32	87	14	2	2	25	3	47	47	.243
Kleug, Cadillac .....	95	346	38	84	10	3	..	9	11	20	68	.243
Ginter, Cadillac-Boyne City...	57	208	26	50	8	4	..	8	17	10	33	.240
Minardo, Boyne City.....	101	355	51	85	3	3	..	28	30	47	36	.239
Roth, Traverse City.....	104	394	34	94	8	1	..	28	23	22	22	.239
Baum, Cadillac .....	32	130	21	31	7	1	..	3	6	19	19	.238
Reddick, Ludington-Trav. City	118	435	60	103	13	2	1	23	30	52	60	.237
Wall, Muskegon .....	17	51	4	12	..	..	..	5	2	2	9	.235
Haidt, Manistee .....	106	400	48	94	21	2	..	18	21	15	32	.235
Custer, Traverse City.....	94	302	33	71	15	4	..	16	2	36	21	.234
Ashley, Ludington .....	31	99	7	23	3	..	..	3	..	2	20	.232
Matt, Manistee .....	39	134	11	31	2	..	..	22	7	9	16	.231
McGee, Manistee .....	107	424	54	98	17	4	..	15	21	21	56	.231
Connelly, Boyne City.....	56	204	16	47	6	2	..	9	5	20	43	.230
Young, Cadillac .....	118	443	52	102	14	8	1	22	12	23	53	.230
Tindall, Boyne City.....	34	101	6	23	..	1	..	5	3	1	23	.228
S. Richardson, Ma.-Mu.-T.C..	31	119	8	26	5	..	1	8	..	5	16	.218
Slater, Manistee-Trav. City...	19	69	5	15	..	..	..	2	3	8	18	.217
Bemis, Muskegon .....	35	79	6	17	2	..	..	1	..	2	17	.215
Eardley, Ludington .....	32	93	6	20	2	2	..	2	3	..	19	.215
Purvis, Ludington-Boyne City.	92	326	45	70	8	5	..	15	21	43	45	.215
Richardson, Ludington .....	11	28	2	6	2	..	..	..	..	..	4	.214
Day, Cadillac .....	25	81	7	17	..	1	..	7	2	8	16	.210
Schmidt, Manistee-Muskegon..	43	149	20	31	8	1	2	9	3	10	25	.208
Meyers, Boyne City.....	45	141	15	29	4	..	..	8	2	16	35	.206
Chapel, Boyne City.....	26	88	12	18	3	2	..	3	5	12	20	.204
Ryan, Cadillac .....	31	105	15	21	2	1	..	4	5	16	34	.200
Muller, Manistee .....	20	60	6	12	2	1	..	4	3	12	18	.200
Campbell, Manistee .....	10	40	1	8	4	..	..	..	1	3	10	.200
Nolin, Muskegon .....	49	112	9	34	6	..	..	8	5	10	57	.198
Sauer, Muskegon .....	49	153	26	30	5	3	1	8	18	21	4	.196
Jewell, Ludington .....	16	46	4	9	2	..	..	2	1	3	14	.196

## INDIVIDUAL BATTING—(Continued).

Name and Club.	G.	AB.	R.	H.	2B.	3B.	HR.	SH.	SB.	BB.	SO.	PC.
Tieman, Ludington .....	35	113	10	22	2	..	..	6	4	15	15	.195
Murphy, Ludington .....	12	41	6	8	1	..	..	1	4	3	9	.195
Bourke, Cadillac .....	16	62	7	12	3	1	..	2	2	7	9	.194
Negake, Muskegon .....	22	57	6	11	1	..	..	2	..	3	8	.193
Lewis, Manistee .....	40	119	15	23	2	1	..	16	3	6	13	.193
Krueger, Manistee-Boyne City	17	52	2	10	1	1	..	..	1	4	11	.192
Radloff, Manistee .....	34	100	9	19	3	..	..	2	..	5	24	.190
Walker, Ludington .....	51	160	12	30	11	1	1	5	..	6	54	.188
McGiver, Cadillac .....	21	69	10	13	4	..	..	3	4	8	12	.188
Bartell, Manistee .....	17	54	3	10	2	..	..	5	1	..	5	.185
Roberts, Boyne City.....	62	176	14	32	5	..	..	6	3	7	37	.182
E. Kohl, Trav. City-Manistee.	22	78	7	14	5	1	1	..	5	10	17	.179
Hogan, Manistee .....	19	62	8	11	..	..	1	1	..	4	26	.177
Collins, Traverse City.....	25	74	5	13	..	..	..	2	..	7	19	.176
Noble, Muskegon .....	14	42	5	7	..	..	..	4	1	..	8	.167
Reynolds, Musk.-Lud. ....	26	73	8	12	3	..	..	3	2	4	31	.164
Stockdale, Muskegon .....	15	45	4	7	2	1	..	..	2	3	14	.156
M. Smith, Muskegon.....	19	58	3	9	..	..	..	3	1	2	5	.155
Cummings, Manistee .....	33	91	8	14	..	..	..	3	..	7	27	.154
Christman, Lud.-Man. ....	10	41	..	6	..	..	..	1	..	..	7	.146
Wm. Smith, Lud.-Trav. City.	17	48	1	7	2	..	..	1	..	7	20	.146
Mooney, Cadillac .....	27	79	3	11	1	..	..	3	1	2	12	.139
Foster, Cadillac .....	19	69	10	9	1	..	..	1	3	7	15	.130
Kench, Manistee .....	12	33	4	4	..	1	..	1	..	4	4	.121
G. Campbell, Muskegon.....	28	68	6	7	1	..	..	..	..	..	21	.103
Hess, Muskegon .....	21	71	2	7	1	1	..	2	1	6	18	.099
Fred Smith, Cadillac.....	12	38	1	3	..	..	..	..	1	..	14	.079

## CLUB BATTING.

Club.	AB.	H.	SH.	SB.	PC.	Club.	AB.	H.	SH.	SB.	PC.
Ludington ...	3632	981	164	227	.270	Muskegon ....	3768	978	187	193	.260
Boyne City...	3929	1028	176	211	.262	Traverse City.	4045	1041	185	220	.257
Cadillac .....	3993	1048	162	170	.262	Manistee .....	3888	958	235	160	.246

## INDIVIDUAL FIELDING.

## FIRST BASEMEN.

Name and Club.	G.	PO.	A.	E.	PC.	Name and Club.	G.	PO.	A.	E.	PC.
Allison, Cadillac....	51	471	37	6	.988	Evans, Trav. City...	68	584	60	14	.979
Dunckel, Muskegon..	121	1240	82	11	.988	Tieman, Ludington..	18	173	8	4	.978
Foster, Cadillac....	19	188	12	3	.985	Anderson, Manistee.	124	1210	70	30	.977
Day, Cadillac.....	10	107	8	2	.983	Kiefer, Trav. City..	21	187	10	7	.966
Arndt, Ludington...	48	445	27	9	.981	Adams, Lud.-Cad....	86	821	41	33	.963
S. Rich'son, Ma.-M-TC	14	137	7	3	.980	Kuhagen, Boyne C..	13	90	15	5	.955
Gillen, Boyne City..	109	971	77	23	.979	Holmquist, Trav. C.	16	159	4	9	.949

## SECOND BASEMEN.

Sauer, Muskegon....	49	125	22	33	.982	Swick, Cadillac.....	121	342	313	47	.933
Murray, Muskegon..	51	135	162	8	.974	Haidt, Manistee.....	106	287	307	45	.930
Bonine, Muskegon...	10	22	32	2	.964	McKillen, Manistee.	10	25	22	4	.922
Hines, Trav. City...	71	206	205	20	.954	Altenberg, Lud.....	29	69	72	12	.922
Murphy, Ludington..	12	17	23	2	.952	Evans, Trav. City...	22	62	55	11	.914
Arndt, Ludington...	26	56	63	7	.944	Kuhagen, Boyne C..	20	40	53	10	.903
Minardo, Boyne City	101	331	277	37	.943	Ecker, Trav. City...	12	11	16	5	.844
Barney, Ludington..	55	128	137	17	.940						

## THIRD BASEMEN.

Arnson, Cadillac....	103	169	211	27	.934	T. Stevenson, Musk.	48	75	96	18	.905
Bonine, Muskegon...	54	77	106	14	.929	Reddick, Lud.-T.C..	83	71	179	27	.903
Sager, Ludington...	121	127	211	29	.921	Myron, Trav. City..	26	40	43	9	.902
McGee, Manistee....	107	146	208	31	.919	Pokorney, Boyne C..	48	65	74	16	.897
Williams, Cad.-Lud.	22	33	50	8	.912	Varley, Boyne City.	21	19	46	8	.890
Hess, Muskegon.....	21	33	47	7	.910	Lewis, Manistee....	37	30	66	15	.865
Pendry, Trav. City.	20	42	46	9	.908	Connelly, Boyne City	51	52	88	29	.828

INDIVIDUAL FIELDING—(Continued).

SHORTSTOPS.

Name and Club.	G.	P.O.	A.	E.	P.C.	Name and Club.	G.	P.O.	A.	E.	P.C.
Young, Cadillac.....	118	237	384	39	.941	Matt, Manistee.....	39	75	113	20	.904
Reddick, Lud.-T.C..	35	47	62	7	.940	T. Stevenson, Musk.	65	131	202	37	.900
Roth, Trav. City....	104	216	258	44	.915	E. Kohl, T.C.-Man..	14	38	35	10	.880
Korfhagen, Manistee	81	150	205	34	.913	Cook, Ludington.....	81	151	235	54	.877
Miller, Muskegon....	48	86	120	20	.912	Varley, Boyne City.	30	53	76	20	.866
Pokorney, Boyne C..	72	149	214	36	.910	Bellow, B.C.-Lud....	10	25	15	10	.800

OUTFIELDERS.

Ashley, Ludington... 10 9 2 .. 1000	Williams, Cad.-Lud. 85 175 20 14 .933
Wenger, Trav. City. 100 168 13 3 .984	Nolin, Muskegon.... 49 66 17 6 .933
Grogan, Ludington.. 47 100 6 2 .981	T. Smith, Trav. City 52 70 11 6 .931
E. Smith, Manistee. 51 113 8 3 .976	Miller, Muskegon.... 50 98 8 8 .930
Prough, Manistee... 111 222 14 6 .975	Seager, Trav. City.. 48 64 10 6 .925
McKillen, Manistee. 36 72 3 2 .974	Decker, Cadillac.... 15 67 5 6 .923
Comstock, Muskegon 103 233 34 8 .971	Ginter, Cad.-B.C.... 57 99 3 9 .919
M. Smith, Muskegon 19 8 18 1 .963	Varley, Boyne City.. 64 116 17 12 .917
Allison, Cadillac.... 69 111 12 5 .961	Ryan, Cadillac..... 31 52 3 5 .917
Grimes, Ludington.. 90 158 22 8 .957	Adams, Lud.-Cad.... 38 87 6 9 .912
Campbell, Manistee. 10 22 .. 1 .957	Arnson, Cadillac.... 14 27 4 3 .912
Broder, Lud.-T.C.... 93 183 12 9 .956	Meyers, Boyne City. 14 9 1 1 .909
Slater, Man.-T.C.... 19 35 5 2 .953	Baum, Cadillac..... 32 54 6 6 .909
Clark, Boyne City... 57 57 21 4 .951	Kleug, Cadillac..... 67 89 18 11 .907
Roberts, Boyne City 18 14 5 1 .950	Beyers, Ludington.. 25 18 .. 2 .900
Brooks, Muskegon... 104 181 23 11 .949	Bellow, B.C.-Lud.... 10 16 2 2 .900
Tennant, Ludington. 42 83 8 5 .948	Myron, Trav. City... 19 13 5 2 .900
Taillon, Manistee... 124 192 42 13 .947	Chapel, Boyne City. 26 50 7 7 .891
Purvis, Lud.-T.C.... 87 180 21 12 .944	Sharrock, Cadillac.. 37 32 4 5 .878
S. Rich'son, Ma-M-TC 17 28 5 2 .943	Kuhagen, Boyne C.. 48 83 15 15 .867
Bourke, Cadillac.... 16 28 2 2 .938	Walker, Ludington.. 22 22 3 4 .862
McConnell, Muskegon 11 14 1 1 .938	Kiefer, Trav. City.. 15 21 2 5 .821
Cole, Trav. City..... 26 42 1 3 .935	Stockdale, Muskegon 10 4 4 2 .800

PITCHERS.

Bartell, Manistee.... 17 3 43 .. 1000	Seager, Trav. City.. 26 9 83 5 .948
Harris, Muskegon... 17 8 36 .. 1000	Warner, Cadillac.... 37 48 55 6 .945
Jewell, Ludington... 16 9 34 1 .977	Walker, Ludington.. 29 15 61 5 .938
Kench, Manistee..... 12 3 37 1 .976	Collins, Trav. City.. 25 6 52 4 .936
F. Smith, Cadillac.. 12 6 33 1 .975	Krueger, Man.-B.C.. 17 9 28 3 .925
Holmquist, Trav. C. 40 40 96 4 .971	Meyers, Boyne City. 31 7 83 8 .918
Christman, Lu.-Ma.. 10 3 27 1 .968	Negake, Muskegon.. 22 6 45 5 .911
Radloff, Manistee... 34 8 77 3 .966	Roberts, Boyne City 42 19 102 12 .910
Cummings, Manistee 33 3 77 3 .964	Wall, Muskegon..... 17 7 29 4 .900
Tindall, Boyne City. 34 6 69 3 .962	Ashley, Ludington.. 21 3 38 5 .891
Hogan, Manistee.... 19 3 46 2 .961	Method, Boyne City. 18 9 32 5 .891
Campbell, Muskegon 28 5 64 3 .958	W. Smith, Lu.-T.C.. 17 8 40 6 .889
Reynolds, Musk.-Lu. 26 11 54 3 .956	Bemis, Muskegon.... 35 10 37 6 .887
Sharrock, Cadillac... 36 10 86 3 .951	Mooney, Cadillac.... 27 6 66 11 .880
Richardson, Lud..... 11 11 27 2 .950	Rosevear, Cadillac.. 14 2 24 4 .867
Eardley, Ludington. 32 13 61 4 .949	Bailey, Lud.-Cad.... 16 5 27 5 .865
Kiefer, Trav. City.. 35 13 62 4 .949	Noble, Muskegon.... 14 4 24 5 .849

CATCHERS.

Name and Club.	G.	P.O.	A.	E.	P.B.	P.C.	Name and Club.	G.	P.O.	A.	E.	P.B.	P.C.
Custer, Trav. City	94	490	124	9	14	.986	Dworski, B.C.....	114	632	141	20	9	.975
Eggleston, L.-C..	72	332	80	7	7	.983	Bennett, Cadillac.	19	106	35	4	3	.972
McGiver, Cadillac	15	46	6	1	3	.981	McConnell, Musk.	96	442	132	18	14	.970
Stuart, Manistee.	65	379	75	9	9	.981	Schmidt, Ma.-Mu.	43	241	45	10	5	.966
Muller, Manistee.	20	130	25	3	3	.981	Comstock, Musk..	18	78	28	5	2	.955
Beyers, Ludington	94	574	116	14	12	.980	Evans, Trav. City	21	114	30	7	10	.954
Day, Cadillac.....	15	80	10	2	2	.978	Klueg, Cadillac... 28 148 32 9 3 .952						
Tieman, Lud.....	17	78	13	2	3	.978	Guest, Trav. City 12 23 10 6 3 .846						

CLUB FIELDING.

Club.	PO.	A.	E.	PC.	Club.	PO.	A.	E.	PC.
Manistee .....	3116	1472	227	.953	Traverse City .....	3158	1561	254	.947
Cadillac .....	3756	1507	260	.953	Ludington .....	2524	1335	230	.944
Muskegon .....	3347	1518	250	.951	Boyne City .....	3098	1487	301	.938

PITCHERS' RECORDS.

(Five or more games.)

Name and Club.	G.	IP.	Oppo.			S	B	H	W	T	O.	B.	P.	Bk.	W.	L.	T.	O.	Fn.	PC.
			AB.	H.	R.															
Negake, Muskegon .....	15	102	2-3	410	103	59	42	26	7	2	1	9	3	..	5	1	..	5	1	.750
Hogan, Manistee .....	18	152	2-3	580	130	48	92	50	5	1	..	10	4	..	2	3	..	6	..	.667
Radloff, Manistee .....	33	269		972	213	73	235	91	20	9	..	18	9	2	..	6	..	6	..	.667
Christman, Lud.-Man..	10	83	1-3	322	82	27	31	10	5	..	2	6	3	..	3	1	..	3	1	.667
Sanford, Cadillac .....	7	63		224	56	29	19	22	2	..	..	4	2	..	1	2	..	1	2	.667
Kuhagen, Boyne City..	8	43	1-3	175	44	23	25	19	2	1	..	2	1	..	1	4	..	1	4	.667
Berdan, Muskegon .....	6	40		123	30	13	11	17	5	..	..	2	1	..	1	2	..	1	2	.667
Bemis, Muskegon .....	27	160	1-3	598	148	67	62	25	7	1	..	11	6	..	3	11	..	3	11	.647
Noble, Muskegon .....	12	95		366	81	47	39	29	3	6	1	7	4	..	1	2	..	1	2	.636
Bartell, Manistee .....	17	150		560	122	39	91	36	4	1	1	10	6	1	..	..	..	..	..	.625
Warner, Cadillac .....	28	239		898	185	76	157	35	15	..	..	16	10	..	..	2	..	2	..	.615
Holmquist, Trav. City.	28	244	1-3	933	210	90	148	76	8	7	..	16	10	1	1	2	..	1	2	.615
Collins, Trav. City.....	23	182		677	154	71	91	42	6	..	..	12	8	..	3	2	..	3	2	.600
Ashley, Ludington .....	20	154		619	132	66	85	43	6	6	..	10	7	..	3	5	..	3	5	.588
Harris, Muskegon .....	13	120		38	94	37	69	46	11	3	..	7	5	1	..	..	..	..	..	.583
W. Smith, Lud.-T.C....	17	132		502	117	47	53	34	6	6	..	8	6	1	..	5	..	5	..	.571
Cummings, Manistee ..	34	260		1065	279	114	117	51	10	2	..	17	13	1	3	4	..	3	4	.567
Meyers, Boyne City....	31	259		1043	264	127	132	32	7	3	1	16	13	..	1	1	..	1	1	.552
Bailey, Lud.-Cad. ....	16	91	1-3	380	84	34	53	46	6	2	..	6	5	..	7	1	..	7	1	.542
Walker, Ludington ....	26	204	2-3	878	217	115	122	63	23	..	..	11	10	1	3	5	..	3	5	.542
Wall, Muskegon .....	15	158		460	82	29	74	30	3	6	..	7	6	..	4	..	..	4	..	.538
Roberts, Boyne City...	38	280	1-3	1122	264	129	175	97	10	10	..	18	17	..	4	4	..	4	4	.514
Kotsky, Cadillac .....	6	30	1-3	133	36	23	10	9	4	3	..	2	2	..	3	1	..	3	1	.500
Jewell, Ludington .....	11	94	2-3	381	75	45	70	42	7	5	..	5	5	..	..	2	..	..	2	.500
Kench, Manistee .....	12	104		401	102	48	28	35	1	2	..	6	6	..	..	..	..	..	..	.500
M. Smith, Muskegon...	7	46	1-3	157	37	22	19	18	2	3	..	2	2	..	1	3	..	1	3	.500
Seager, Traverse City..	25	196	2-3	765	171	93	99	74	19	6	..	11	11	..	4	3	..	4	3	.500
Kiefer, Traverse City..	27	189	2-3	697	161	81	99	75	10	5	..	12	12	..	4	3	..	4	3	.500
Method, Boyne City....	17	128	1-3	541	164	78	55	29	6	..	1	7	8	..	4	1	..	4	1	.467
Sharrock, Cadillac .....	34	250	1-3	915	242	133	98	69	17	4	..	13	15	2	4	7	..	4	7	.464
Tindall, Boyne City....	33	265		1072	258	123	123	76	5	7	..	14	17	..	1	3	..	1	3	.452
Campbell, Muskegon ..	26	166		607	133	64	84	64	12	5	..	9	11	..	5	4	..	5	4	.450
Turner, Lud.-Cad. ....	7	46	2-3	181	50	19	34	14	2	..	1	3	4	..	2	..	..	2	..	.429
Richardson, Ludington.	10	62	1-3	250	60	38	45	27	2	2	..	3	4	..	2	2	..	2	2	.429
Moore, Ludington .....	5	40		168	43	24	17	12	3	..	..	2	3	..	1	..	..	1	..	.400
Mooney, Cadillac .....	28	189	2-3	723	169	104	109	98	19	13	..	8	13	..	6	4	..	6	4	.381
Eardley, Ludington ...	29	219		878	199	111	149	64	8	6	1	8	15	1	3	7	..	3	7	.358
F. Smith, Cadillac.....	10	74	1-3	178	79	47	24	28	6	1	..	3	6	..	2	1	..	2	1	.333
Rosevear, Cadillac ....	12	72	2-3	301	92	49	33	21	4	1	..	3	7	..	3	4	..	3	4	.300
Reynolds, Musk.-Lud...	22	145	1-3	570	137	80	81	54	13	5	..	5	13	..	7	..	..	7	..	.278
J. Hale, Cadillac.....	5	29	2-3	128	23	19	13	19	3	1	..	1	3	..	3	2	..	3	2	.250
Walters, Traverse City	5	39		146	39	31	21	11	4	1	..	1	3	..	..	3	..	..	3	.250
Krueger, Man.-B.C. ....	14	90	1-3	375	90	61	33	43	8	11	1	2	7	..	6	3	..	6	3	.222
Maul, Muskegon .....	7	40		151	43	19	17	14	1	..	..	1	4	..	2	..	..	2	..	.200
Sherlock, Cadillac .....	6	39	2-3	158	49	30	12	20	4	1	..	..	4	..	4	..	..	4	..	.000

Michigan State League—Manistee defeated Cadillac, 8—7, in seventeen innings, July 19.

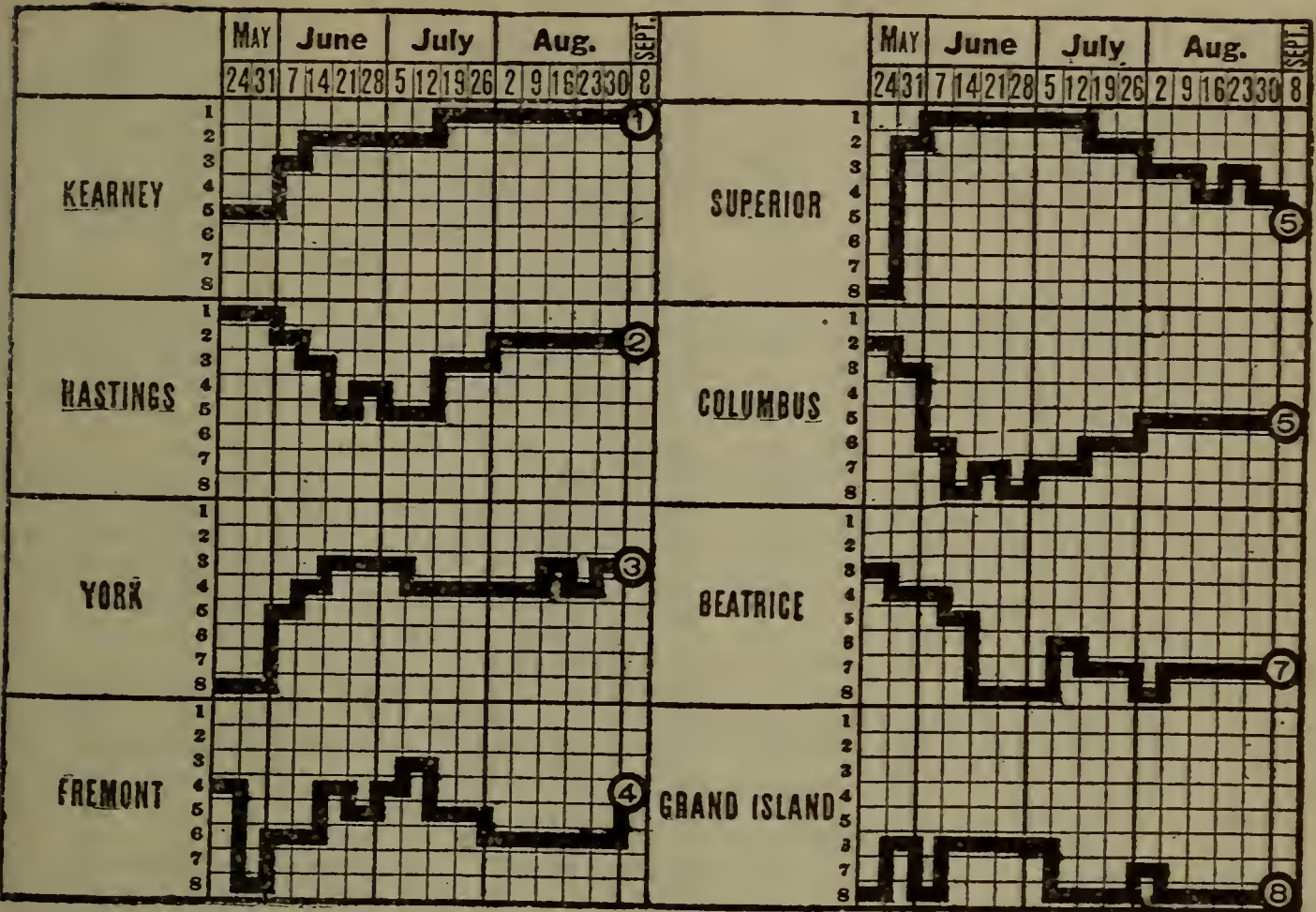
Michigan State League—Cadillac did not make a safe hit off Wall of Muskegon, July 30.

Michigan State League—Pitcher Noble of Muskegon held Traverse City to one hit, August 1.

Michigan State League—Manistee and Ludington played a twelve-inning game one day and thirteen innings the next day.



# Nebraska State League



Kearney became the champion of the Nebraska League at the close of the 1913 campaign, after a close struggle with Hastings, which finished on equal terms with Fremont the previous year, no post-season series being played to decide the winner. The circuit was composed of the same eight clubs that made up the league in 1912, with the exception that on July 21 the Seward franchise was transferred to Beatrice. York's improvement was one of the features of the race, advancing from seventh to third place. Fremont dropped back to fourth, Superior came from the tailend and finished on equal terms with Columbus in fifth place, Beatrice went back a notch, while Grand Island brought up the rear.

### STANDING OF CLUBS AT CLOSE OF SEASON.

Club.	Won.	Lost.	PC.	Club.	Won.	Lost.	PC.
Kearney .....	67	45	.598	Superior .....	54	58	.482
Hastings .....	64	48	.571	Columbus .....	54	58	.482
York .....	57	55	.509	Beatrice .....	52	60	.464
Fremont .....	56	56	.500	Grand Island .....	44	68	.393

### CHAMPIONSHIP WINNERS IN PREVIOUS YEARS.

1910—Fremont .....	.594	1912 {	Hastings .....	.595
1911—Superior .....	.636		Fremont .....	.595

### INDIVIDUAL BATTING.

Name and Club.	G.	AB.	H.	PC.	Name and Club.	G.	AB.	H.	PC.
Lotz, Kearney.....	47	119	57	.479	Brown, Superior.....	18	68	29	.427
Malmquist, York....	110	323	154	.477	Gray, Kearney.....	111	314	129	.411
Price, York.....	29	118	53	.449	Clarke, York.....	105	379	147	.406
Payne, York.....	38	152	67	.441	Chase, York.....	83	306	120	.392
Richardson, York...	15	44	19	.432	McCabe, Hastings...	111	401	155	.387

## INDIVIDUAL BATTING—(Continued).

Name and Club.	G.	AB.	H.	PC.	Name and Club.	G.	AB.	H.	PC.
Mulvey, York.....	91	331	128	.387	Coe, Beatrice.....	105	365	97	.266
Landreth, Superior..	96	366	141	.385	Rice, York.....	104	418	111	.266
Scheuron, Kearney..	111	410	153	.373	Barry, Fremont....	50	189	50	.265
Schoonover, Gr. Isl.	106	408	148	.363	Matticks, York.....	87	322	85	.264
Herriott, Kearney... 108	391	142	.363	Turpin, Fremont....	110	416	109	.262	
Bockewitz, Superior.	110	424	153	.361	Wisser, Hastings....	65	260	68	.262
Black, Beatrice.....	112	378	136	.360	Welch, Fremont....	111	445	116	.261
Leise, York.....	63	212	76	.358	Downey, Gr. Island.	96	350	91	.260
Cran, Columbus.....	105	401	140	.349	Snapp, York.....	48	181	47	.260
Ramey, Columbus... 29	72	25	.347	Van Tappan, Bea...	112	444	115	.259	
Bennett, Hastings..	102	356	123	.346	Rondeau, Columbus.	112	431	111	.258
Plympton, Kearney.	51	131	45	.344	Reis, Fremont.....	112	423	109	.258
Tuckey, Hastings... 16	41	14	.341	Sched, Superior....	84	284	73	.257	
Deal, Columbus.....	99	363	123	.339	Clint Neff, Fremont.	93	316	80	.253
Brown, Hastings....	108	398	135	.339	Manda, Superior....	41	161	40	.248
Tacke, Hastings....	112	382	129	.338	McDonnell, Beatrice	15	49	12	.245
Smythe, Columbus..	101	374	126	.337	Rushenburg, Gr. Isl.	54	193	47	.244
Singleton, Kearney..	26	101	34	.337	Poteet, Gr. Island... 98	333	81	.243	
Bechtold, Hastings.	112	417	140	.336	Brewer, Beatrice... 30	107	26	.243	
Acock, Kearney....	112	417	139	.333	Osborne, York.....	38	104	25	.240
Clyde Neff, Beatrice	29	103	34	.330	Kraninger, Columbus	80	277	66	.238
McCullough, Gr. Isl.	16	43	14	.326	Erixson, Kearney... 85	278	66	.237	
Henry, Fremont....	112	430	140	.326	Vance, Superior....	35	98	23	.235
Farley, Gr. Island..	60	200	65	.325	Richardson, Hast...	45	160	37	.231
Gray, Superior.....	89	338	109	.322	Obst, Superior.....	112	397	91	.229
Adams, Columbus... 57	190	61	.321	Conway, Fremont... 32	92	21	.228		
Ramsey, Columbus..	103	357	114	.319	Wallace, Fremont... 48	180	41	.228	
Stange, Fremont... 59	217	69	.318	Brannan, Beatrice..	104	363	82	.224	
Woodruff, Kearney..	112	406	125	.308	Artley, Gr. Island... 48	141	31	.220	
Thelssing, Superior.	104	413	127	.308	Reed, Columbus....	29	74	16	.216
Brown, York.....	86	289	88	.305	Hinckley, Fremont..	35	99	21	.212
Synek, Kearney....	112	427	130	.304	Haley, Beatrice....	36	114	24	.211
Hicklin, Beatrice... 111	438	133	.304	Williams, York.....	22	63	13	.206	
Bono, Columbus....	10	23	7	.304	Errett, Beatrice....	38	104	21	.202
Wetzel, Fremont... 112	448	135	.301	Johnson, Hastings..	16	45	9	.200	
Smith, Gr. Island... 99	382	114	.299	Wright, Kearney... 28	82	16	.195		
Meinert, Superior..	107	429	127	.296	Willey, Hastings....	26	83	16	.193
Firestine, Hastings.	105	405	120	.296	Franklin, Gr. Island	22	69	11	.159
Ling, Beatrice.....	109	404	117	.290	Maples, Kearney... 27	79	12	.152	
Miller, Superior... 11	32	9	.281	Brown, Gr. Island..	22	59	8	.136	
Getchell, Fremont.. 44	130	36	.277	Smithson, York.....	27	107	14	.131	
Peoples, Columbus..	73	274	74	.270	Routt, Fremont....	33	96	12	.125
Ward, Gr. Island... 66	233	63	.270	Riley, Hastings....	29	71	8	.113	

Players who participated in less than ten games—Jepson, Roberts, Berte, Carey, Maxey, Thomas.

## CLUB BATTING.

Club.	PC.	Club.	PC.
York .....	.359	Columbus .....	.301
Kearney .....	.332	Grand Island .....	.278
Hastings .....	.314	Beatrice .....	.276
Superior .....	.306	Fremont .....	.270

## INDIVIDUAL FIELDING.

## FIRST BASEMEN.

Name and Club.	G.	PO.	A.	E.	PC.	Name and Club.	G.	PO.	A.	E.	PC.
Chase, York.....	83	742	54	7	.991	Deal, Columbus....	99	1017	31	25	.977
Herriott, Kearney... 108	1030	55	20	.982	Brewer, Beatrice... 30	313	14	10	.970		
Bockewitz, Superior.	110	1017	68	21	.981	Farley, Gr. Island..	60	564	31	20	.967
Tacke, Hastings....	112	965	71	20	.931	Price, York.....	29	233	15	10	.961
Henry, Fremont....	112	1084	58	26	.930						

INDIVIDUAL FIELDING—(Continued).

SECOND BASEMEN.

Name and Club.	G.	P.O.	A.	E.	PC.	Name and Club.	G.	P.O.	A.	E.	PC.
Snapp, York.....	48	110	106	8	.964	Reis, Fremont.....	112	236	261	41	.924
Acock, Kearney.....	112	281	284	22	.963	Rice, York.....	104	126	188	29	.915
Wisser, Hastings....	65	159	175	16	.954	Peoples, Columbus..	73	143	167	32	.907
Clyde Neff, Fremont	29	65	77	7	.953	Barry, Fremont.....	50	93	106	22	.903
Matticks, York.....	87	301	185	26	.949	Smith, Gr. Island...	99	150	198	46	.883
Gray, Superior.....	89	198	189	29	.930						

THIRD BASEMEN.

Welch, Fremont....	111	153	230	28	.932	Ward, Grand Island	66	92	118	21	.909
Firestine, Hastings.	105	156	230	31	.926	Brannan, Beatrice..	104	100	241	34	.909
Rice, York.....	104	126	188	29	.915	Obst, Superior.....	112	154	222	41	.902
Synek, Kearney.....	112	136	231	36	.911	Rondeau, Columbus.	112	176	257	51	.895

SHORTSTOPS.

Brown, Superior....	18	26	30	3	.941	Barry, Fremont.....	50	98	106	22	.903
Van Tappen, Bea...	112	209	322	43	.925	Adams, Columbus...	57	91	143	28	.893
Malmquist, York...	110	228	297	45	.921	E. Brown, Hastings..	108	230	273	64	.887
Woodruff, Kearney..	112	179	243	37	.919	Wallace, Fremont...	48	70	139	37	.850
Manda, Superior....	41	73	106	18	.909						

LEFT FIELDERS.

Singleton, Kearney..	26	52	6	..	1000	Theissing, Superior.	104	209	27	14	.944
Cran, Columbus.....	105	182	15	6	.970	McCabe, Hastings...	111	157	59	12	.947
Turpin, Fremont....	110	176	12	7	.965	Clarke, York.....	105	209	28	16	.937
Ling, Beatrice.....	109	164	124	13	.957	Rushenburg, Gr. Isl.	54	70	66	15	.901

CENTER FIELDERS.

Scheuron, Kearney..	111	209	22	4	.983	Meinert, Superior...	107	196	15	13	.942
Bennett, Hastings..	102	184	17	7	.966	Leise, York.....	60	93	10	7	.939
Hicklin, Beatrice...	111	222	14	9	.963	Payne, York.....	38	74	15	6	.937
Wetzel, Fremont....	112	221	23	10	.961	Smythe, Columbus..	101	186	51	18	.929
Schoonover, Gr. Isl.	106	193	20	10	.955						

RIGHT FIELDERS.

Name and Club.	G.	P.O.	A.	E.	PC.	Name and Club.	G.	P.O.	A.	E.	PC.
Stange, Fremont....	59	280	38	5	.984	Landreth, Superior..	96	136	8	7	.960
Black, Beatrice.....	112	196	36	6	.979	Bechtold, Hastings.	112	132	20	12	.927
						Mulvey, York.....	91	120	17	12	.919
						Downey, Gr. Island.	96	69	23	9	.911

PITCHERS.

Miller, Superior....	11	2	21	..	1000	Haley, Beatrice....	36	25	93	7	.944
Roberts, Gr. Island.	8	1	11	..	1000	McDonald, Beatrice.	15	11	39	3	.943
Willey, Hastings...	26	4	56	..	1000	Reed, Columbus....	29	2	59	4	.938
Tuckey, Hastings...	16	12	28	..	1000	C. Brown, Gr. Isl..	22	7	23	2	.938
Riley, Hastings....	29	12	59	1	.986	Errett, Beatrice....	38	15	72	6	.935
Williams, York.....	22	4	43	1	.979	Smithson, York....	27	10	62	5	.935
Conway, Fremont...	32	17	27	1	.978	McCullough, Gr. Isl.	16	2	33	3	.921
Lotz, Kearney.....	47	24	88	3	.974	Maples, Kearney....	27	4	73	7	.917
Thieman, York.....	15	2	34	2	.974	Jepson, Superior....	9	5	15	2	.909
Richardson, York...	15	15	19	1	.971	Franklin, Gr. Island	22	7	42	5	.907
Getchell, Fremont...	47	15	79	3	.969	Artley, Gr. Island..	48	33	50	9	.902
Ramey, Columbus...	29	11	52	2	.969	Bono, Columbus....	10	3	14	2	.895
Wright, Kearney...	23	1	87	3	.967	Vance, Superior....	35	20	63	10	.892
Plympton, Kearney.	51	67	102	6	.966	Thomas, Beatrice...	9	..	14	2	.875
Routt, Fremont....	33	9	72	3	.964	Carey, Columbus....	6	1	11	2	.857
Osborne, York.....	38	26	51	3	.962	Johnson, Hastings..	16	8	35	9	.827
Hinckley, Fremont..	35	11	63	3	.961						

CATCHERS.

Gray, Kearney.....	111	580	112	6	.991	Scheid, Superior....	84	420	96	14	.974
Stange, Fremont....	59	280	38	5	.984	Kraninger, Clmbs...	80	353	81	12	.973
Coe, Beatrice.....	105	790	118	21	.977	Ericson, Kearney...	85	295	48	10	.972
Clint Neff, Fremont	93	465	79	14	.975	Poteet, Gr. Island..	98	544	102	20	.970
Richardson, Hast...	45	291	65	9	.975	Ramsey, Columbus..	103	394	56	16	.966
Brown, York.....	86	532	92	16	.975						

## CLUB FIELDING.

Club.	PC.	Club.	PC.
Kearney .....	.967	Superior .....	.951
Fremont .....	.955	Hastings .....	.950
York .....	.954	Columbus .....	.946
Beatrice .....	.953	Grand Island .....	.936

## PITCHERS' RECORDS.

Name and Club.	G.	W.	L.	PC.	Name and Club.	G.	W.	L.	PC.
Tuckey .....	7	7	..	1000	Woods .....	14	7	7	.500
Reed .....	19	14	5	.737	Thomas .....	8	4	4	.500
Stevens .....	17	12	5	.706	Synek .....	15	7	8	.467
Maples .....	26	17	9	.652	Williams .....	15	7	8	.467
Plympton .....	26	17	9	.652	Justus .....	9	4	5	.444
McDonnell .....	11	7	4	.636	Vance .....	25	11	14	.440
Kingdon .....	11	7	4	.636	Conway .....	14	6	8	.429
Everdon .....	27	17	10	.630	Jepson .....	7	3	4	.429
Wiley .....	21	13	8	.619	C. Brown .....	15	6	9	.400
Richardson .....	10	6	4	.600	Osborne .....	12	10	15	.400
Patrick .....	5	3	2	.600	Ramey .....	20	8	12	.400
Errett .....	27	16	11	.593	Carey .....	5	2	3	.400
Routt .....	28	16	12	.571	Theissing .....	10	4	6	.400
Wright .....	26	15	11	.577	Miller .....	11	4	7	.363
Hanks .....	9	5	4	.555	Belz .....	14	5	9	.357
Smithson .....	22	12	10	.545	Artley .....	23	8	15	.348
Riley .....	28	15	13	.536	Dark .....	9	3	6	.333
Hinckley .....	26	14	12	.535	Fentress .....	6	2	4	.333
Lotz .....	30	16	14	.533	Irwin .....	3	1	2	.333
Haley .....	25	13	12	.520	Walters .....	16	5	11	.312
Norton .....	25	13	12	.520	Franklin .....	16	5	11	.312
Hatch .....	27	14	13	.520	Connors .....	11	3	8	.273
Getchell .....	31	16	13	.516	McCullough .....	11	3	8	.273
Knight .....	2	1	1	.500	Clarke .....	4	1	3	.250
Zenderman .....	10	5	5	.500	Clemmons .....	4	1	3	.250
Johnson .....	14	7	7	.500	Robert .....	12	3	9	.250
Shaner .....	6	3	3	.500	Thieman .....	12	3	9	.250
Stone .....	18	9	9	.500	Conine .....	4	..	4	.000
McCoy .....	4	2	2	.500					

Nebraska League—Hastings defeated Kearney, 2—1, in twelve innings, July 30.

Nebraska League—Hastings defeated Beatrice, 3—2, in fourteen innings, August 11.

Nebraska League—Jepson of Superior allowed Columbus only one hit, September 3.

Nebraska League—In a twelve inning game, June 17, Superior defeated Kearney, 3—2.

Nebraska League—Pitcher Thomas of Beatrice shut out York, 3—0, with one hit, August 9.

Nebraska League—McDonnell of Superior shut out Beatrice with but one hit, August 20.

Nebraska League—Pitcher Dash of York disposed of Fremont, 1—0, with only one hit, May 23.

Nebraska League—Eleven Fremont batsmen struck out off Johnson of Hastings, September 5.

Nebraska League—Fifteen innings were played by York and Hastings, August 23, York winning, 9—8.

Nebraska League—A home run by Poteet in the sixteenth inning, won the game for Seward against Kearney, June 25.

Nebraska League—Hatch of Superior against Fremont, and Beltz of Grand Island against Seward, shut out the opposing teams without a run and for but one hit, June 30.

## Border League

After a bitter struggle which lasted all season between Ypsilanti and Wyandotte, the championship was finally decided by Ypsilanti winning the last game and the pennant. At no time during the season was the leader more than two games ahead of the second team. The rivalry between Ypsilanti and Wyandotte was at a white heat all season, owing to the two towns being only a few miles apart, and also on account of the Wyandotte club winning the championship in the season of 1912.

The class of ball played by all the teams was a good deal better than usually found in Class D leagues. Windsor, the only Canadian team, finished in last place, while all the Michigan teams finished ahead of it.

Next season it is the hope of the league directors to take in two more towns and make it an eight-team league. The clubs in these towns gave good sport and pastime to the patrons of the game.

### STANDING OF CLUBS AT CLOSE OF SEASON.

Club.	Ypsi.	Wyan.	Pt.H.	Mt.C.	Pont.	Wind.	Won.	Lost.	PC.
Ypsilanti .....	5	7	2	4	6	24	10	.706	
Wyandotte .....	4	..	5	2	5	8	24	.649	
Port Huron .....	1	3	..	1	5	5	15	.441	
Mount Clemens .....	1	0	3	..	1	2	7	.437	
Pontiac .....	2	4	1	3	..	3	13	.418	
Windsor .....	2	1	3	1	3	..	10	.294	

### CHAMPIONSHIP WINNER IN PREVIOUS YEAR.

1912—Wyandotte..... .792

### INDIVIDUAL BATTING.

Compiled by Joseph W. Hoelscher.

Name and Club.	G.	AB.	R.	H.	2B.	3B.	HR.	TB.	SH.	SB.	PC.
Bell, Ypsilanti .....	13	59	13	27	7	4	2	48	..	1	.458
Busch, Wyandotte .....	12	33	6	15	2	1	1	22	3	1	.455
Carlton, Port Huron.....	12	41	13	18	4	2	1	27	..	3	.439
Campau, Pontiac .....	16	45	5	19	4	..	..	23	1	3	.422
Shafer, Ypsilanti .....	20	86	18	34	2	7	2	50	2	9	.395
Woodruff, Wyandotte .....	36	145	28	49	9	..	..	58	3	11	.338
Bruce, Port Huron.....	32	131	22	43	4	..	..	47	3	6	.328
Amiot, Wyandotte .....	24	80	10	26	..	2	..	30	1	..	.325
Mercure, Pontiac .....	17	58	13	19	4	3	..	29	1	1	.322
C. Stimpson, Ypsilanti.....	28	123	30	38	6	2	1	51	..	12	.309
Wallace, Windsor .....	20	75	6	23	3	1	..	28	..	1	.306
Breyer, Pontiac .....	27	102	17	31	7	4	..	46	2	14	.304
Grundel, Wyandotte .....	30	123	22	37	4	..	1	44	1	21	.301
Hammersmith, Ypsilanti .....	31	107	15	32	5	4	1	48	3	6	.299
Tallant, Port Huron.....	34	119	19	35	3	..	..	38	3	17	.294
Milligan, Ypsilanti .....	13	38	5	11	..	..	..	11	2	1	.289
Wilson, Ypsilanti .....	32	130	15	37	8	4	..	53	4	11	.285
R. Richardson, Port Huron.....	21	92	17	26	2	3	..	34	1	8	.283
Robtoy, Ypsilanti .....	11	39	5	11	..	..	..	11	1	2	.282
Standish, Ypsilanti .....	20	82	12	23	1	1	1	29	3	2	.281
Stockdale, Pontiac .....	18	64	13	19	1	1	1	25	..	4	.281
Johnson, Wyandotte .....	22	86	9	24	2	..	..	26	2	..	.279
Loranger, Wyandotte .....	36	141	19	39	8	4	2	61	2	1	.277
Wilson, Port Huron.....	13	51	6	14	3	..	1	20	..	..	.274
Boettner, Wyandotte .....	36	136	15	37	4	1	..	49	1	1	.273
Levinson, Ypsilanti .....	32	125	19	34	2	..	1	39	4	10	.272
Yops, Wyandottt .....	35	132	28	35	4	4	..	47	..	12	.265
Hatt, Pontiac .....	22	81	13	21	4	..	..	25	..	8	.259
Gallant, Ypsilanti .....	25	44	23	24	2	..	2	32	2	6	.255
Barris, Pontiac .....	12	47	10	12	3	1	..	17	..	4	.255
Dolan, Wyandotte .....	16	57	7	14	..	1	..	16	..	1	.246
Tireman, Windsor .....	28	106	16	26	5	4	..	37	1	15	.245
Hicks, Windsor .....	26	115	4	28	7	..	..	35	1	1	.243
McIntosh, Port Huron.....	11	35	5	8	1	..	..	9	2	1	.229

INDIVIDUAL BATTING—(Continued).

Name and Club.	G.	AB.	R.	H.	2B.	3B.	HR.	TB.	SH.	SB.	PC.
Gascon, Ypsilanti	25	97	11	22	6	..	..	28	1	1	.226
Corbatt, Port Huron	21	68	7	15	2	..	..	17	1	3	.221
Omara, Pontiac	18	75	12	16	1	..	1	20	2	4	.213
Monroe, Port Huron	24	89	11	18	2	1	..	22	4	5	.202
L. Richardson, Port Huron	19	73	11	10	2	1	..	14	2	4	.202
Shields, Port Huron	20	76	15	19	3	..	..	22	3	1	.200
Mueller, Port Huron	18	61	10	12	2	1	..	16	1	6	.196
Grandmason, Windsor	12	46	7	9	1	..	1	13	..	3	.195
Walsh, Port Huron	32	104	11	20	4	..	..	24	5	1	.192
Orr, Wyandotte	18	68	10	13	4	1	..	19	1	1	.191
Caveney, Pontiac	28	106	18	20	1	1	..	23	3	13	.189
Neal, Windsor	29	113	13	21	4	1	..	27	9	6	.185
Spencer, Pontiac	19	76	10	14	2	..	..	16	..	3	.184
Desmarias, Windsor	13	45	5	8	1	..	..	9	1	1	.178
R. Stimpson, Ypsilanti	14	46	6	8	1	..	..	9	1	2	.174
C. Curtie, Windsor	19	64	9	11	1	..	..	12	2	4	.172
Manning, Wyandotte	17	56	6	9	2	1	..	13	1	..	.161
Merlo, Windsor	18	62	4	10	..	..	..	10	..	3	.161
Wilson, Windsor	13	51	4	8	3	..	..	11	..	3	.157
Zerkel, Pontiac	22	72	9	11	3	..	1	17	..	5	.153
Shocker, Windsor	27	87	11	13	3	2	1	23	1	3	.149
Hendershott, Pontiac	24	76	5	11	2	..	..	13	1	..	.144
Nichols, Wyandotte	27	92	8	12	3	1	..	17	2	4	.130
Johnson, Wyandotte	14	49	4	5	1	..	..	6	2	2	.102

Players who participated in less than ten games—Stark, Clarke, Poole, Prieskorn, Dingwell, Scribner, Mason, McRae, Cady, Esslin, Lorenz, Brain, Rigley, Tanner, Wilkie, J. Curtie, Smith, Finch, Curtis, Loos, Rabidoux, Moore, Lewis, Underwood, Merrill, Merritt, Faustman, Keyes, Maurer, Gilmore, Crosman, Joy, Meredith, Saxton, Bauer, Steiger, Peterson, Fanning, Chambers, Millman, Figgs, Gascon, Bully, Laesser.

CLUB BATTING.

Club.	G.	AB.	R.	H.	2B.	3B.	HR.	TB.	SH.	SB.	PC.
Ypsilanti	33	1136	185	321	42	23	11	442	24	71	.282
Wyandotte	36	1226	172	321	41	15	3	401	16	53	.262
Port Huron	34	1111	168	275	36	11	2	339	31	66	.247
Pontiac	31	1002	136	215	36	11	3	282	10	59	.214
Windsor	34	1059	107	203	29	9	5	265	21	61	.191

INDIVIDUAL FIELDING.

FIRST BASEMEN.

Name and Club.	G.	PO.	A.	E.	PC.	Name and Club.	G.	PO.	A.	E.	PC.
Carlton, Port Huron	10	76	5	1	.988	Wilson, Port Huron	11	91	..	4	.958
Boettner, Wyandotte	13	120	6	2	.983	Hicks, Windsor	24	128	7	6	.957
Mercure, Pontiac	14	110	3	3	.974	Shafer, Ypsilanti	19	173	6	8	.957
Orr, Wyandotte	16	155	3	5	.960						

SECOND BASEMEN.

Wallace, Windsor	16	39	43	3	.964	Loranger, Wyandotte	30	58	84	15	.904
Gallant, Ypsilanti	21	38	58	4	.960	C. Curtie, Windsor	17	28	31	10	.805
L. Richardson, Pt. H.	11	12	26	3	.927	Omara, Pontiac	13	18	23	14	.745

THIRD BASEMEN.

Monroe, Port Huron	11	12	13	2	.929	Grundel, Wyandotte	25	33	38	11	.865
Boettner, Wyandotte	10	11	21	3	.914	Caveney, Pontiac	28	33	39	14	.837
C. Stimpson, Ypsi	28	55	50	12	.898						

SHORTSTOPS.

Woodruff, Wyandotte	36	72	91	18	.901	Tireman, Windsor	27	39	45	19	.816
Wilson, Ypsilanti	25	49	52	13	.886	Zerkel, Pontiac	22	29	49	23	.772
Bruce, Port Huron	19	33	36	13	.841						

INDIVIDUAL FIELDING—(Continued).

OUTFIELDERS.

Name and Club.	G.	P.O.	A.	E.	PC.	Name and Club.	G.	P.O.	A.	E.	PC.
Boettner, Wyandotte.	13	13	7	..	1000	Grandmason, Windsor.	11	14	..	1	.933
Standish, Ypsilanti...	11	15	2	..	1000	Tallant, Port Huron..	33	55	8	5	.926
Gascon, Ypsilanti.....	10	6	5	..	1000	Nichols, Wyandotte..	10	7	5	1	.923
Hatt, Pontiac.....	18	34	2	1	.973	Levinson, Ypsilanti...	32	59	5	7	.901
Shields, Port Huron..	20	23	6	1	.967	Dolan, Wyandotte.....	14	13	1	2	.875
Spencer, Pontiac.....	16	35	4	2	.951	R. Richardson, Pt. H.	14	21	7	4	.875
Breyer, Pontiac.....	23	49	4	3	.946	Johnson, Windsor.....	14	11	2	2	.867
Johnson, Wyandotte..	22	30	4	2	.943	R. Stimpson, Ypsi....	14	13	1	4	.822
Yops, Wyandotte.....	35	44	3	3	.940	Wilson, Windsor.....	16	15	2	6	.739
Neal, Windsor.....	29	39	7	3	.939						

PITCHERS.

Meredith, Ypsilanti... 8	3	24	..	1000	Nichols, Wyandotte... 17	5	50	2	.912
Faustman, Pontiac.... 8	6	22	1	.965	Corbatt, Port Huron.. 12	8	18	3	.897
Standish, Ypsilanti... 9	10	17	1	.964	Mueller, Port Huron.. 16	8	43	7	.879
Shocker, Windsor..... 15	7	38	2	.958	Tanner, Ypsilanti..... 6	2	5	1	.875
Hendershott, Pontiac. 15	10	47	3	.950	Campau, Pontiac..... 9	1	11	3	.800
Manning, Wyandotte. 17	4	44	3	.941	Bell, Ypsilanti..... 7	6	..	2	.750
Busch, Wyandotte.... 6	3	18	2	.913					

CATCHERS.

Walsh, Port Huron... 30	255	46	4	.987	Stockdale, Pontiac.... 10	65	11	2	.974
Milligan, Wyandotte.. 10	78	19	2	.979	Barris, Pontiac..... 12	79	10	4	.957
Merlo, Windsor..... 18	107	17	3	.977	Hammersmith, Ypsi.. 31	149	38	5	.922
Amiot, Wyandotte.... 23	196	40	6	.975					

CLUB FIELDING.

Club.	G.	P.O.	A.	E.	PC.	Club.	G.	P.O.	A.	E.	PC.
Wyandotte .....	36	951	467	79	.948	Windsor .....	34	697	313	96	.913
Ypsilanti .....	33	881	354	87	.939	Pontiac .....	31	730	309	106	.907
Port Huron.....	34	863	347	89	.936						

PITCHERS' RECORDS.

Name and Club.	G.	IP.	W.	L.	R.	H.	BB.	SO.	HB.	WP.	PC.
Bell, Ypsilanti .....	8	62	6	..	21	57	11	47	..	1	1.000
Standish, Ypsilanti .....	11	75	8	2	19	60	15	59	4	1	.800
Tanner, Ypsilanti .....	5	34	4	1	18	26	19	31	2	..	.800
Meredith, Ypsilanti .....	8	57	5	2	30	49	17	32	..	..	.714
Manning, Wyandotte .....	17	138	10	5	60	118	30	125	13	11	.667
Hendershott, Pontiac .....	16	111	7	5	67	106	15	66	1	2	.583
Nichols, Wyandotte .....	17	154	9	7	57	128	37	127	5	4	.562
Mueller, Port Huron.....	17	137	8	7	58	116	47	149	4	3	.533
Shocker, Windsor .....	16	131	6	7	66	114	33	90	8	4	.461
Corbatt, Port Huron.....	14	117	5	8	60	85	30	95	6	2	.385
Campau, Pontiac .....	9	62	2	4	43	64	31	82	4	4	.133
Faustman, Pontiac .....	8	45	..	3	37	43	14	21	6	3	.000

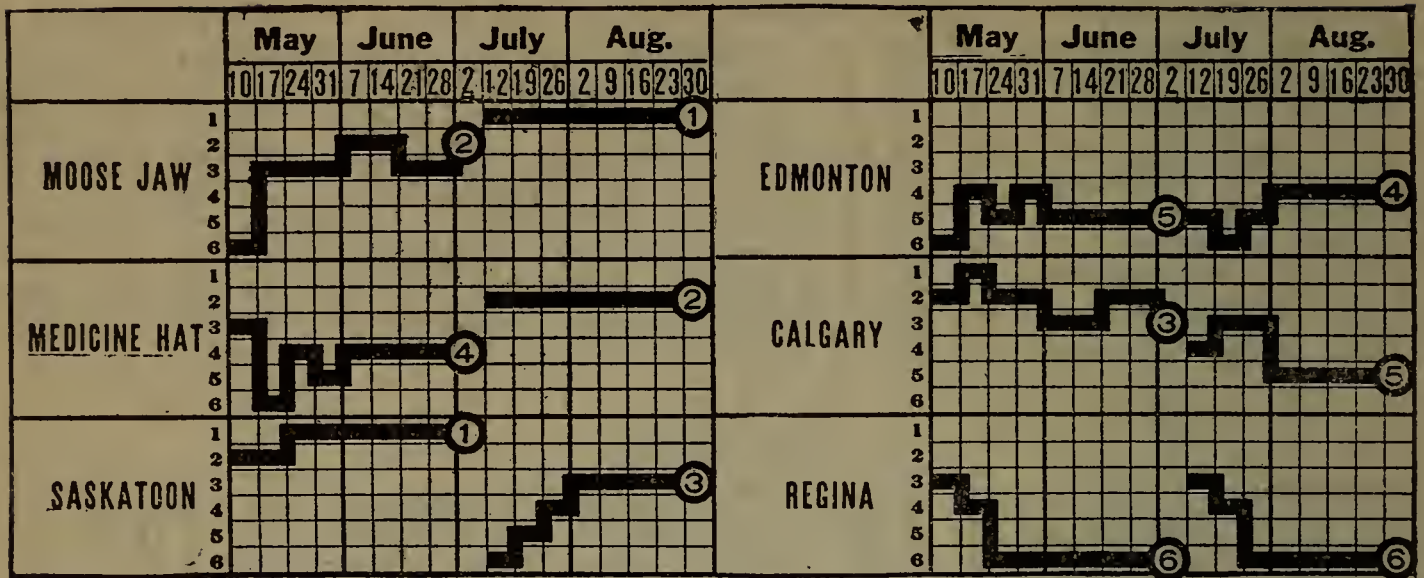
Border League—Mueller of Port Huron holds the strike-out record of 16.

Border League—Grundell of Wyandotte on two occasions stole five bases in one game.

Border League—Corbatt of Port Huron pitched the only no-hit-no-run game in 1913.

Border League—Ypsilanti holds the record of scoring the most runs in one game by getting 29 hits for a total of 55 bases and 26 runs.

# Western Canada League



With a circuit of six clubs, instead of four, as in 1912, and with only two of the old members—Calgary and Edmonton—taking part in the race, the Western Canada League finished the season of 1913 without a hitch. The honors were divided by Saskatoon and Moose Jaw, the former leading in the first half, with Moose Jaw second, but in the second half Moose Jaw led the field, with Saskatoon dropping to third place. Medicine Hat was second, after finishing fourth in the first half. Calgary dropped from third place in the first half to fifth in the second, and Edmonton, which finished fifth in the early part of the race, landed in fourth place in the closing half. Regina brought up the rear in both halves.

### CHAMPIONSHIP WINNERS IN PREVIOUS YEARS.

1907—Medicine Hat .....	.644	1911—Moose Jaw .....	.735	
1908—No contest.		1912 {	Red Deer, first half.....	.585
1909—Medicine Hat .....	.673		Calgary, second half.....	.756
1910 {	Calgary, first half.....		.698	Calgary, post-season .....
	Edmonton, second half....	.707		

### CLUB STANDING.

Club.	First Half.			Club.	Second Half.		
	Won.	Lost.	PC.		Won.	Lost.	PC.
Saskatoon .....	32	11	.744	Moose Jaw .....	40	16	.714
Moose Jaw .....	28	19	.596	Medicine Hat .....	35	22	.614
Calgary .....	24	20	.545	Saskatoon .....	31	26	.544
Medicine Hat .....	24	24	.500	Edmonton .....	26	31	.456
Edmonton .....	13	26	.333	Calgary .....	27	36	.429
Regina .....	13	34	.277	Regina .....	16	44	.267

### INDIVIDUAL BATTING.

Name and Club.	G.	AB.	R.	H.	2B.	3B.	HR.	TB.	SH.	SB.	PC.
Mills, Saskatoon .....	98	367	89	133	16	8	4	177	14	36	.362
Weed, Moose Jaw.....	111	409	90	146	25	9	2	197	16	21	.357
O'Day, Moose Jaw.....	112	390	78	127	15	6	1	157	24	31	.326
Chick, Saskatoon .....	94	341	72	111	13	6	1	139	14	40	.326
Rosback, Moose Jaw.....	112	407	64	130	18	6	6	181	21	38	.319
Roche, Calgary .....	113	420	72	133	19	7	7	189	14	19	.317
Stadelle, Moose Jaw.....	96	334	83	106	21	10	2	153	14	47	.317
Piper, Calgary .....	113	420	82	131	15	11	10	198	16	30	.312
Redmond, Edmonton .....	88	300	45	93	19	7	3	135	14	13	.310
Skeels, Edmonton-Calgary .....	104	361	55	111	8	6	7	152	6	17	.307
Darrow, Saskatoon .....	15	46	11	14	..	..	..	14	6	3	.304
Whisman, Edmonton .....	91	327	54	98	15	4	3	130	10	24	.300
Gwynn, Saskatoon .....	74	213	49	85	18	4	..	111	15	11	.300
Fortier, Moose Jaw.....	105	343	68	100	24	12	7	172	25	24	.292
Williams, Regina .....	101	359	57	105	9	13	5	157	5	12	.292



INDIVIDUAL BATTING—(Continued).

Name and Club.	G.	AB.	R.	H.	2B.	3B.	HR.	TB.	SH.	SB.	PC.
Daniels, Medicine Hat.....	68	262	48	76	11	2	1	94	9	34	.290
Hollis, Calgary .....	113	381	66	109	20	5	13	178	15	25	.289
Povey, Edmonton .....	105	365	57	105	17	9	2	146	8	31	.288
Ruell, Edmonton .....	49	177	24	51	5	2	2	66	6	6	.288
Dudley, Edmonton .....	104	366	52	105	16	8	1	141	10	14	.287
Godfrey, Medicine Hat.....	100	346	68	99	19	10	7	159	20	15	.285
Harper, Saskatoon .....	93	319	54	91	11	6	3	123	17	21	.285
Harris, Medicine Hat.....	65	240	36	68	9	5	2	93	2	15	.283
Hurley, Saskatoon .....	93	342	51	96	14	4	2	124	18	22	.281
Gidding, Medicine Hat.....	114	407	77	113	21	9	2	158	14	22	.278
Dunn, Medicine Hat.....	72	212	30	59	12	5	..	81	16	10	.278
Gillis, Medicine Hat.....	26	95	15	26	2	1	..	30	5	2	.274
Cruickshank, Saskatoon .....	96	367	69	100	15	2	2	126	29	17	.272
Walters, Saskatoon .....	92	296	42	80	15	2	2	106	16	11	.270
Manning, Saskatoon-Regina .....	24	63	7	17	3	..	..	20	3	2	.270
Strieb, Calgary .....	108	350	36	94	11	5	1	118	7	8	.269
Brown, Medicine Hat.....	61	186	29	50	8	3	..	64	11	4	.269
Morse, Medicine Hat.....	109	411	80	110	17	7	8	165	29	22	.268
Kelly, Saskatoon .....	29	102	15	27	5	1	..	34	9	5	.265
Bliss, Medicine Hat.....	74	255	40	66	10	5	1	89	11	11	.259
Moore, Moose Jaw.....	112	349	76	89	11	5	6	128	33	21	.255
Schneider, Medicine Hat.....	42	153	23	39	8	6	1	62	..	4	.255
Concannon, Moose Jaw.....	18	51	4	13	2	..	..	15	3	1	.255
Hagle, Moose Jaw-Regina.....	75	249	27	63	8	2	1	78	12	18	.253
Newman, Regina .....	40	155	22	39	7	2	..	50	2	7	.252
Seaton, Moose Jaw.....	80	271	36	68	8	1	..	79	21	18	.251
Meyers, Calgary .....	72	228	23	57	8	3	..	71	5	2	.250
Ladd, Medicine Hat.....	101	346	41	85	12	4	1	108	9	7	.246
Hill, Regina .....	53	179	28	44	4	2	..	52	8	7	.246
Holmes, Saskatoon .....	103	374	52	91	6	4	..	105	28	26	.243
Moran, Edmonton .....	87	288	70	70	9	7	5	108	6	17	.243
Spencer, Edmonton .....	96	291	32	70	8	2	..	82	11	10	.241
Baker, Regina .....	96	304	25	73	9	8	2	104	9	9	.240
Smith, Regina .....	57	218	22	52	3	6	4	79	3	10	.239
Collins, Saskatoon .....	55	163	27	39	10	4	2	62	5	7	.239
Hewer, Medicine Hat.....	39	134	16	32	5	3	..	43	8	4	.239
Vivian, Calgary .....	110	403	64	95	18	3	..	43	8	4	.239
Flanagan, Calgary .....	96	345	45	81	10	6	4	115	14	3	.235
Lind, Medicine Hat.....	45	116	17	27	2	3	..	35	5	..	.233
Levy, Medicine Hat.....	23	86	6	20	4	..	..	24	8	1	.233
Frink, Calgary .....	73	225	20	52	9	3	2	73	10	1	.231
O'Brien, Calgary-Edmonton .....	101	344	46	78	7	6	..	97	40	17	.227
Johnson, Regina-Moose Jaw.....	81	272	33	61	8	4	1	81	14	25	.224
Steel, Moose Jaw.....	40	117	16	25	5	..	1	34	4	3	.222
Gavin, Moose Jaw.....	29	83	9	18	3	1	..	23	4	3	.217
Duggan, Saskatoon-Regina .....	62	207	17	44	10	1	..	56	6	3	.213
Reddick, Edmonton .....	46	141	28	30	4	6	2	52	21	10	.213
Cullen, Saskatoon-Regina .....	48	161	27	34	4	2	..	42	7	5	.211
Doyle, Regina .....	55	202	24	42	6	2	..	52	7	12	.208
Mackin, Regina .....	73	243	32	50	5	1	..	57	22	8	.206
Butteroff, Regina .....	33	85	13	16	1	2	..	21	4	..	.188
Ford, Saskatoon .....	26	69	5	13	..	..	..	13	2	..	.188
Heinrichs, Edmonton .....	32	88	12	16	3	..	..	19	4	2	.182
Rankin, Regina .....	40	125	15	22	1	3	..	29	3	..	.176
Krueger, Regina .....	80	277	22	48	11	1	..	61	13	8	.173
Reese, Calgary .....	24	72	3	12	1	1	..	15	1	1	.167
Northrup, Moose Jaw.....	41	121	12	20	2	1	2	30	2	2	.165
Dickenson, Edmonton-Calgary ..	31	94	7	15	4	..	1	22	..	..	.160
Nichols, Regina .....	13	33	4	5	2	..	..	7	..	..	.151
Clayton, Edmonton .....	48	135	9	19	4	2	..	27	7	..	.141
Dellar, Edmonton .....	21	53	2	7	3	..	..	10	5	..	.132
Matz, Regina .....	32	96	5	11	..	2	..	14	2	..	.115
Churchill, Saskatoon .....	30	88	3	9	1	..	..	10	2	..	.102
Beer, Regina-Saskatoon .....	31	82	9	8	1	..	..	9	8	..	.098
Biersdorfer, Edmonton .....	29	82	7	5	..	..	..	5	..	1	.061

## CLUB BATTING.

Club.	AB.	R.	H.	2B.	3B.	HR.	TB.	SH.	SB.	PC.
Moose Jaw .....	3396	596	967	150	57	29	1328	193	252	.266
Medicine Hat .....	3249	526	870	140	63	23	1205	147	151	.264
Calgary .....	3299	473	890	123	50	45	1248	110	125	.252
Saskatoon .....	3463	582	948	132	43	16	1216	191	206	.251
Edmonton .....	2957	438	747	110	53	18	1018	142	145	.224
Regina .....	2483	286	551	68	43	11	739	84	76	.208

## INDIVIDUAL FIELDING.

## FIRST BASEMEN.

Name and Club.	G.	PO.	A.	E.	PC.	Name and Club.	G.	PO.	A.	E.	PC.
Gidding, Med. Hat..	114	1095	96	16	.987	Dudley, Edmonton...	90	806	47	25	.972
Streib, Calgary.....	108	1036	56	15	.986	Newman, Regina....	40	362	18	11	.972
Hill, Regina.....	42	363	30	10	.975	Duggan, Regina.....	14	132	9	4	.972
Weed, Moose Jaw...	99	848	61	24	.974	Doyle, Regina.....	15	142	6	12	.925
Hurley, Saskatoon..	93	873	86	28	.972	Cruickshank, Sask..	8	63	10	6	.924

## SECOND BASEMEN.

Redmond, Edmonton	88	247	256	18	.965	Chick, Saskatoon....	100	240	289	36	.936
Levy, Med. Hat.....	23	52	77	5	.963	Morse, Med. Hat....	70	188	220	28	.936
O'Day, Moose Jaw..	112	297	299	31	.951	Mackin, Regina.....	73	162	183	37	.903
Vivian, Calgary.....	104	318	364	39	.946	Doyle, Regina.....	15	35	42	12	.865

## THIRD BASEMEN.

Seaton, Moose Jaw.	69	68	75	13	.917	Williams, Regina...	26	41	47	13	.871
Holmes, Saskatoon..	103	129	179	30	.911	Dudley, Edmonton..	14	19	19	6	.864
O'Brien, Cal.-Edm..	101	121	163	29	.907	Clayton, Edmonton..	20	21	30	9	.850
Godfrey, Med. Hat..	100	118	187	38	.889	Flanagan, Calgary..	46	29	58	18	.829
Hagle, M.J.-Reg....	19	30	25	8	.873	Johnson, Regina....	34	44	42	18	.827

## SHORTSTOPS.

Morse, Med. Hat....	17	37	49	8	.915	Gillis, Med. Hat....	26	38	60	14	.875
Harper, Saskatoon..	93	172	222	45	.897	Hagle, Moose Jaw...	56	66	133	32	.861
Ruell, Edmonton....	49	68	107	20	.897	Johnson, Moose Jaw	46	76	86	28	.853
Krueger, Regina....	80	138	185	39	.892	Mills, Saskatoon....	11	19	26	9	.833
Hollis, Calgary.....	112	213	278	63	.886	Dunn, Med. Hat.....	28	31	46	25	.755
Reddick, Edmonton.	46	89	118	26	.880						

## LEFT FIELDERS.

Stadelle, Moose Jaw	96	171	5	4	.978	Collins, Saskatoon...	25	34	4	3	.927
Gwynn, Saskatoon..	64	86	5	3	.968	Harris, Med. Hat...	65	113	4	10	.921
Moran, Edmonton...	78	109	7	5	.959	Williams, Regina...	41	60	7	10	.870
Cullen, Regina.....	47	74	5	4	.952	Skeels, Edm.-Cal....	97	129	14	22	.866
Fortier, Moose Jaw.	15	33	3	2	.947	Myers, Calgary.....	13	7	3	2	.833

## CENTER FIELDERS.

Hewer, Med. Hat...	38	83	3	3	.966	Daniels, Med. Hat..	61	119	7	8	.940
Kelly, Saskatoon....	29	47	4	2	.962	Weed, Moose Jaw...	12	24	3	2	.931
Piper, Calgary.....	109	197	23	9	.961	Fortier, Moose Jaw.	90	164	6	13	.929
Whisman, Edmonton	88	171	16	11	.944	Williams, Regina...	29	32	8	4	.909
Smith, Regina.....	57	89	7	6	.941	Mills, Saskatoon....	87	130	12	20	.876

## RIGHT FIELDERS.

Hill, Regina.....	11	9	..	..	1000	Rossback, Moose J..	104	135	24	13	.924
Morse, Med. Hat....	22	27	5	1	.970	Dunn, Med. Hat....	23	29	4	4	.900
Duggan, Regina.....	19	22	4	1	.963	Povey, Edmonton....	105	151	20	20	.895
Cruickshank, Sask...	88	102	16	7	.944	Doyle, Regina.....	25	37	4	5	.891
Flanagan, Calgary..	43	49	4	4	.930	Myers, Calgary.....	41	25	7	4	.889
Ladd, Medicine Hat.	70	88	3	7	.929	Frink, Calgary.....	25	14	3	6	.739

INDIVIDUAL FIELDING—(Continued).

PITCHERS.

Name and Club.	G.	PO.	A.	E.	PC.	Name and Club.	G.	PO.	A.	E.	PC.
Concannon, Moose J.	17	8	40	..	1000	Beer, Reg.-Sask.....	30	9	78	7	.925
Rankin, Regina.....	30	13	101	2	.983	Gavin, Moose Jaw..	26	5	56	5	.924
Churchill, Sask.....	30	6	78	2	.977	Nichol, Regina.....	10	3	21	2	.923
Heinrichs, Edmonton	25	4	62	2	.971	Dunn, Medicine Hat	20	5	54	5	.922
Reese, Calgary.....	22	3	64	2	.971	Frink, Calgary.....	40	4	86	8	.918
Collins, Saskatoon..	24	4	52	2	.966	Brown, Med. Hat...	38	23	107	12	.915
Seaton, Moose Jaw..	10	5	23	1	.966	Dellar, Edmonton...	16	1	41	4	.913
Butteroff, Regina...	20	6	77	3	.965	Matz, Regina.....	17	3	67	7	.909
Myers, Calgary.....	31	15	77	5	.948	Northrup, Moose J..	33	7	80	9	.906
Schneider, Med. Hat	28	8	62	4	.946	Steele, Moose Jaw..	35	8	59	7	.905
Clayton, Edmonton..	25	6	71	5	.939	Ford, Saskatoon....	26	9	58	8	.893
Lind, Medicine Hat.	31	9	78	6	.936	Dickenson, Ed.-Cal..	31	3	64	9	.882
Biersdorfer, Edm...	29	3	80	6	.933	Manning, Sask.-Reg.	23	6	46	11	.825

CATCHERS.

Moore, Moose Jaw..	111	711	125	17	.980	Spencer, Edmonton..	87	451	122	14	.976
Ladd, Medicine Hat	31	161	39	4	.980	Walters, Saskatoon.	89	565	108	21	.970
Roche, Calgary.....	113	589	175	16	.979	Baker, Regina.....	81	382	98	18	.964
Bliss, Medicine Hat	74	349	71	9	.979	Duggan, Saskatoon.	15	76	16	4	.958

CLUB FIELDING.

Club.	PO.	A.	E.	DP.	PC.	Club.	PO.	A.	E.	DP.	PC.
Moose Jaw.....	2626	1078	201	36	.934	Regina .....	2180	986	226	68	.925
Medicine Hat..	2573	1172	207	61	.928	Calgary .....	2631	1276	222	60	.904
Saskatoon .....	2570	1289	244	54	.926	Edmonton .....	2267	1159	200	39	.922

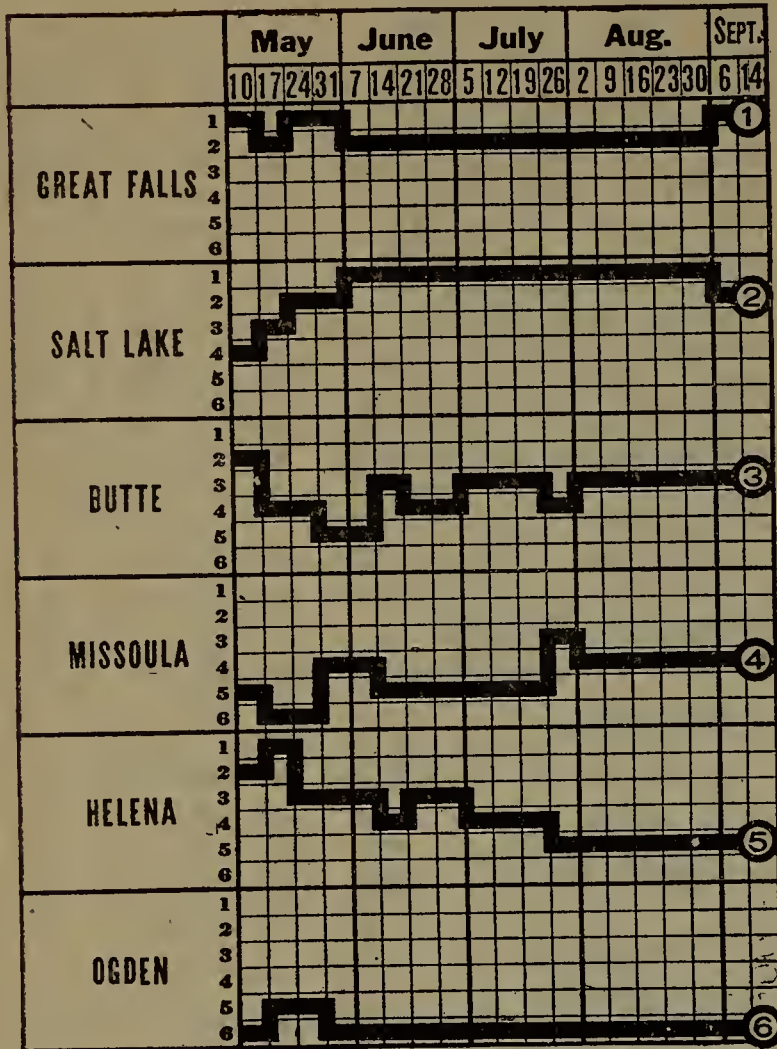
PITCHERS' RECORDS.

Name and Club.	G.	IP.	Oppo.			HB.	BB.	SO.	WP.	W.	L.	PC.
			AB.	H.	R.							
Seaton, Moose Jaw.....	7	62	234	61	34	6	39	34	3	5	1	.833
Concannon, Moose Jaw....	17	133	511	83	40	4	54	99	8	13	3	.813
Collins, Saskatoon .....	19	140	526	114	60	6	46	49	..	13	5	.722
Schneider, Medicine Hat..	28	227	853	205	100	12	53	151	4	17	7	.708
Heinrichs, Edmonton .....	25	203	793	184	111	18	55	128	5	12	6	.667
Frink, Calgary .....	37	278	1050	257	150	17	86	163	3	21	11	.656
Northrup, Moose Jaw.....	32	260	1045	211	122	16	114	187	6	19	10	.655
Steele, Moose Jaw.....	34	243	964	199	120	8	127	190	10	17	9	.654
Gavin, Moose Jaw.....	16	114	473	92	68	9	34	68	4	9	5	.643
Manning, Sask.-Reg. ....	22	155	633	188	112	12	52	67	3	11	7	.611
Churchill, Saskatoon .....	31	235	870	183	105	19	86	143	7	14	10	.583
Ford, Edmonton-Saskatoon	24	188	711	144	77	11	69	168	6	12	9	.571
Beer, Regina-Saskatoon ..	30	234	896	188	103	6	45	166	8	16	12	.571
Clayton, Edmonton .....	25	170	691	162	96	17	57	112	9	11	9	.550
Lind, Medicine Hat.....	30	236	891	245	127	13	71	90	..	14	12	.538
Brown, Medicine Hat.....	33	249	909	213	112	12	79	126	5	16	14	.533
Gwynn, Saskatoon .....	9	57	223	57	33	1	15	28	1	3	3	.500
Dunn, Medicine Hat.....	20	155	621	158	78	5	33	66	3	7	7	.500
Myers, Calgary .....	29	240	930	250	143	22	59	109	..	12	12	.500
Dickenson, Edm.-Cal. ....	18	131	520	148	84	9	46	81	3	6	10	.375
Butteroff, Regina .....	20	147	580	151	82	3	37	85	8	6	12	.333
Matz, Regina .....	17	139	523	132	72	9	37	53	8	5	10	.333
Biersdorfer, Edmonton ...	27	217	903	251	149	11	74	109	5	8	17	.320
Reese, Calgary .....	22	157	625	181	106	5	36	57	2	6	14	.300
Rankin, Regina .....	29	224	921	234	141	11	67	128	10	7	18	.280
Dellar, Edmonton .....	16	128	510	154	78	3	33	57	4	4	12	.250
Nichol, Regina .....	10	76	305	83	49	2	25	38	3	..	9	.000

International League—In the second game of a double-header between Newark and Rochester, August 2, Rochester won, 5—4, in fourteen innings.

Kentucky-Indiana-Tennessee League—Owensboro failed to make a safe hit off Rogers of Henderson, and was shut out, 2—0, September 7.

# Union Association



Under the direction of President E. C. Mulroney, the third annual championship race of the Union Association in 1913 was one of the most successful in the history of the organization. The premier honors went to Great Falls, which finished third in 1912, Salt Lake City again being the runner-up. Butte, the fifth club of the previous year, landed in third place, while the best Missoula, the old champion, could do was to finish fourth. Ogden dropped from fourth to the tail end, taking the place of Helena, which finished fifth.

### STANDING OF CLUBS AT CLOSE OF SEASON.

Club.	Won.	Lost.	P.C.
Great Falls ....	78	42	.650
Salt Lake City..	75	47	.615
Butte .....	54	64	.458
Missoula .....	54	68	.443
Helena .....	52	67	.437
Ogden .....	49	74	.398

### CHAMPIONSHIP WINNERS IN PREVIOUS YEARS.

1911—Great Falls .....	.662
1912—Missoula .....	.620

### INDIVIDUAL BATTING.

Compiled by E. C. Mulroney.

Name and Club.	G.	AB.	R.	H.	2B.	3B.	HR.*	RB.	SH.	SB.	P.C.
Roberts, Missoula .....	27	100	30	43	11	8	2	17	6	13	.430
Huelsman, Salt Lake.....	122	473	123	200	36	20	22	126	8	16	.422
Murphy, Salt Lake.....	115	511	112	186	31	13	2	52	10	13	.364
Quigley, Helena .....	119	473	96	167	32	4	5	70	19	23	.353
Menges, Helena .....	112	411	80	144	33	12	2	63	18	15	.350
Spencer, Salt Lake.....	119	466	122	162	33	2	3	62	22	61	.347
Faye, Great Falls.....	120	422	75	143	13	7	4	50	39	41	.338
Thompson, Helena .....	28	77	14	26	3	4	1	20	1	2	.337
Duddy, Butte .....	116	461	89	155	28	19	10	80	13	9	.336
Cobb, Ogden .....	36	141	29	47	15	3	..	19	1	5	.333
Hummell, Salt Lake.....	11	21	2	7	1	1	..	5	1	..	.333
Kelley, Great Falls.....	121	430	85	143	18	14	6	47	26	58	.332
Blausser, Ogden .....	38	146	23	48	13	3	2	24	4	..	.328
Basse, Missoula .....	48	201	35	66	9	4	2	19	4	11	.328
Lussi, Helena .....	120	463	85	143	28	12	7	66	13	25	.327
Dressan, Salt Lake.....	109	414	102	135	27	10	2	56	16	33	.326
Davis, Salt Lake.....	116	452	77	147	26	14	4	75	19	17	.325
DeMaggio, Butte .....	117	479	81	154	24	10	3	42	17	31	.321
Shay, Helena .....	15	47	6	15	..	..	..	4	..	1	.319
Carman, Missoula .....	124	474	103	150	25	8	2	55	8	30	.316
Clynes, Butte .....	106	395	66	125	16	16	1	68	17	17	.316
Changnon, Missoula .....	124	463	94	146	21	5	1	59	22	26	.315
Jones, Ogden .....	117	460	85	145	31	12	6	72	10	9	.315
Turgeon, Butte .....	111	395	92	124	11	10	1	25	38	22	.313
Kafora, Butte .....	105	387	58	121	20	5	6	54	6	15	.312
Delhi, Great Falls.....	60	192	27	60	16	3	5	36	8	3	.312
Erickson, Salt Lake.....	54	112	21	34	4	2	2	10	..	2	.303

\* Runs batted in.

INDIVIDUAL BATTING—(Continued).

Name and Club.	G.	AB.	R.	H.	2B.	3B.	HR.*	RB.	SH.	SB.	PC.
Warren, Missoula .....	57	203	44	61	8	4	..	21	5	11	.300
Wentz, Helena-Great Falls.....	11	40	10	12	2	..	..	1	5	2	.300
Auer, Missoula .....	83	292	49	87	11	5	2	46	11	12	.297
Perrine, Missoula .....	123	464	72	136	25	4	2	62	35	18	.293
Wessler, Ogden .....	115	461	75	134	13	7	5	39	9	13	.290
Moorehead, Ogden .....	123	470	75	135	25	4	1	54	20	13	.287
Daschbach, Missoula .....	102	344	70	98	25	4	5	51	23	21	.284
Potts, Great Falls.....	120	460	84	131	21	8	1	32	25	44	.284
Risberg, Ogden .....	82	317	41	90	15	9	6	43	9	18	.283
Galena, Great Falls.....	113	384	60	109	10	6	4	29	34	18	.283
Oriet, Butte .....	87	312	40	88	11	4	3	48	15	9	.282
Gibson, S. Lake.-G. Falls-Hel..	95	323	48	91	16	12	3	42	12	10	.281
Kellogg, Butte .....	58	137	21	38	7	1	2	11	4	..	.277
Marshall, Butte .....	114	389	69	107	15	4	..	26	27	34	.275
Johnson, Salt Lake.....	23	51	5	14	1	3	..	8	1	..	.274
Tobin, Missoula .....	103	395	72	108	20	12	3	38	17	18	.273
Woolums, Ogden .....	75	289	61	79	14	2	1	21	5	19	.273
Siner, Great Falls.....	114	390	44	105	15	8	4	36	24	10	.269
Spencer, Helena .....	118	466	89	125	28	6	2	25	8	22	.268
Toner, Great Falls.....	102	348	53	93	5	2	1	32	15	10	.267
Pendleton, Salt Lake.....	120	438	74	117	23	7	6	60	26	20	.267
Foley, Ogden .....	25	101	16	27	4	3	1	12	4	3	.267
Cordtz, Missoula .....	47	180	39	48	9	8	1	13	5	6	.266
Schimpf, Salt Lake.....	122	466	73	124	19	8	3	56	25	18	.266
Morse, Missoula .....	63	218	39	58	12	2	..	22	14	17	.266
Baughman, Great Falls.....	62	170	29	45	7	3	2	16	3	5	.264
Stripp, Salt Lake.....	33	76	11	20	2	..	1	7	5	1	.263
Knight, Ogden .....	49	144	18	38	7	1	3	17	3	2	.263
Whaling, Butte .....	116	451	68	118	22	9	1	36	17	9	.261
Gaut, Salt Lake.....	17	31	5	8	3	..	..	6	1	1	.257
Van, Ogden-Missoula .....	85	321	58	82	10	2	7	41	16	14	.256
Kelley, Helena .....	71	282	47	72	14	4	2	30	14	17	.255
Hester, Great Falls.....	118	402	65	102	14	5	2	27	53	30	.253
Welcher, Missoula .....	41	99	17	25	2	2	..	7	2	..	.252
Weaver, Great Falls.....	77	258	39	65	11	3	..	22	4	6	.251
Morgan, Salt Lake.....	51	142	29	35	7	5	3	17	4	..	.246
Murray, Helena .....	117	444	60	109	12	4	3	44	9	12	.245
Perkins, Ogden .....	93	308	49	75	14	1	2	32	8	5	.243
Duffy, Great Falls.....	42	115	15	28	1	2	..	5	3	..	.243
Cronin, Helena .....	120	441	67	106	14	7	..	35	33	10	.240
Williams, Helena .....	18	50	5	12	1	..	1	6	..	..	.240
Blankenship, Missoula .....	19	46	4	11	2	..	..	5	1	1	.239
Sinclair, Ogden .....	36	96	9	23	3	1	..	3	6	..	.239
Dawson, Missoula .....	34	105	6	25	4	1	..	10	..	1	.237
Foster, Ogden-Missoula .....	16	64	8	15	4	1	..	10	1	..	.235
Williams, Great Falls.....	32	92	9	22	1	..	..	4	5	1	.234
Bauer, Salt Lake.....	65	201	30	47	5	4	..	29	10	10	.233
Pourroy, Ogden .....	66	172	25	40	11	1	4	22	4	1	.232
Shannon, Butte .....	26	74	8	17	..	1	..	1	3	1	.229
Fowler, Ogden-Helena .....	45	105	11	24	2	1	2	7	1	1	.228
Treckell, Missoula .....	50	162	17	37	6	..	..	23	13	3	.228
McClain, Salt Lake.....	101	302	61	68	10	4	4	25	13	4	.225
Sorenson, Missoula .....	23	58	8	13	..	..	2	2	..	2	.224
Rustenhaven, Ogden .....	23	59	10	13	4	..	1	2	..	..	.220
Ballinger, Ogden .....	30	91	15	20	4	..	..	9	5	..	.219
Crittenden, Helena .....	75	260	24	57	7	1	1	20	5	1	.219
Hayes, Ogden .....	40	141	21	30	8	..	..	14	3	8	.212
Dorsch, Ogden .....	18	71	7	15	2	..	..	7	3	4	.211
Feets, Ogden .....	13	39	4	8	..	..	..	2	..	2	.205
McGlynn, Salt Lake.....	16	39	3	8	..	..	1	3	..	..	.205
Robinson, Butte .....	37	78	4	16	2	1	..	6	6	1	.205
Fox, Helena .....	15	44	2	9	2	1	..	1	1	1	.204
Levy, Ogden .....	69	231	32	46	8	2	..	17	18	8	.199

\* Runs batted in.

## INDIVIDUAL BATTING—(Continued).

Name and Club.	G.	AB.	R.	H.	2B.	3B.	HR.	*RB.	SH.	SB.	PC.
Hildebrand, Great Falls.....	28	88	9	17	2	..	..	2	4	..	.193
McGeehan, Butte .....	18	64	8	12	..	..	..	3	1	..	.187
Campbell, Missoula .....	10	27	2	5	..	..	..	3	5	..	.185
McCreery, Butte .....	24	60	9	11	..	1	..	5	3	..	.185
Hopkins, Helena .....	17	27	5	5	..	..	..	2	1	..	.180
Moore, Ogden-Salt Lake.....	11	30	3	5	..	..	..	1	1	..	.166
Sullivan, Helena .....	42	98	15	16	2	1	..	6	4	..	.165
Bohen, Helena-Missoula .....	47	128	13	21	1	..	2	5	3	..	.164
Ames, Helena .....	36	100	14	15	1	1	..	4	4	1	.150
Kallio, Butte .....	40	107	7	15	1	1	..	1	3	..	.140
Cooney, Helena .....	24	58	2	8	2	..	..	7	1	2	.137
Castleton, Salt Lake.....	16	44	5	10	3	..	..	1	..	..	.127
Fiddler, Ogden .....	12	33	2	4	..	..	..	..	..	..	.121
Maloney, Missoula .....	32	94	4	10	1	..	..	3	3	..	.106

\* Runs batted in.

## CLUB BATTING.

Club.	G.	AB.	R.	H.	2B.	3B.	HR.	SH.	SB.	PC.
Salt Lake .....	121	4254	856	1324	231	93	53	161	196	.311
Butte .....	117	3789	620	1101	157	82	27	170	148	.291
Helena .....	119	3964	656	1121	194	68	28	143	142	.283
Great Falls .....	120	3843	612	1086	138	62	29	249	228	.282
Missoula .....	122	4277	755	1205	201	69	27	186	197	.281
Ogden .....	123	3999	634	1073	197	51	36	122	118	.268

## INDIVIDUAL FIELDING.

## FIRST BASEMEN.

Name and Club.	G.	PO.	A.	E.	PC.	Name and Club.	G.	PO.	A.	E.	PC.
Woolums, Ogden....	75	647	42	9	.987	Turgeon, Butte.....	111	944	53	34	.967
Hester, Great Falls.	115	1152	73	20	.984	Carman, Missoula...	96	817	50	34	.962
Lussi, Helena.....	118	1109	42	19	.983	Bauer, Salt Lake....	32	262	12	13	.955
Van, Ogden-Missoula	66	552	38	10	.983	Campbell, Missoula.	10	78	4	5	.942
Dressan, Salt Lake.	92	781	47	17	.979	Erickson, Salt Lake	10	56	4	4	.939

## SECOND BASEMEN.

Name and Club.	G.	PO.	A.	E.	PC.	Name and Club.	G.	PO.	A.	E.	PC.
Siner, Great Falls..	114	275	318	28	.955	Whaling, Butte.....	71	213	186	28	.934
Blausser, Ogden....	16	27	26	3	.947	Schimpf, Salt Lake.	108	396	357	57	.928
Quigley, Helena.....	112	261	319	34	.944	McGeehan, Butte....	18	33	38	7	.910
Wessler, Ogden.....	89	279	227	31	.942	Shay, Helena.....	10	21	14	7	.833
Perrine, Missoula...	122	362	320	43	.941						

## THIRD BASEMEN.

Name and Club.	G.	PO.	A.	E.	PC.	Name and Club.	G.	PO.	A.	E.	PC.
Toner, Great Falls..	100	96	214	15	.954	Davis, Salt Lake....	114	168	239	44	.902
Galena, Great Falls	16	34	23	3	.950	Cronin, Helena.....	120	149	218	45	.891
Wentz, Great Falls.	11	13	23	3	.923	Duddy, Butte.....	91	97	170	37	.878
Jones, Ogden.....	98	133	174	30	.911	Foley, Ogden.....	25	34	59	16	.853
Changnon, Missoula.	118	179	289	46	.910	Bauer, Salt Lake....	11	15	16	6	.838

## SHORTSTOPS.

Name and Club.	G.	PO.	A.	E.	PC.	Name and Club.	G.	PO.	A.	E.	PC.
Oriet, Butte.....	75	155	211	29	.974	Levy, Ogden.....	66	139	197	40	.893
Pendleton, Salt Lake	119	208	355	35	.941	Morse, Missoula....	61	124	189	42	.882
Menges, Helena.....	111	235	360	40	.935	Risberg, Ogden.....	81	180	274	68	.869
Treckell, Missoula...	23	53	89	10	.933	Daschbach, Missoula	31	53	81	29	.822
Duddy, Butte.....	25	53	67	10	.923	Jones, Ogden.....	15	28	34	14	.816
Potts, Great Falls..	119	250	408	63	.912	Foster, Ogden-Miss..	16	24	47	22	.764

INDIVIDUAL FIELDING—(Continued).

OUTFIELDERS.

Name and Club.	G.	PO.	A.	E.	PC.	Name and Club.	G.	PO.	A.	E.	PC.
Dorsch, Ogden.....	10	33	3	1	.973	Clynes, Butte.....	106	124	15	10	.933
Bauer, Salt Lake....	17	26	6	1	.969	Faye, Great Falls...	111	249	18	20	.930
Whaling, Butte.....	38	70	13	3	.968	Murphy, Salt Lake..	116	221	34	20	.928
Daschbach, Missoula	69	105	16	4	.968	Warren, Missoula...	56	65	9	6	.925
Wessler, Ogden.....	25	42	6	2	.960	Huelsman, S. Lake.	122	169	11	15	.923
Tobin, Missoula.....	102	270	25	13	.958	Spencer, Helena.....	118	190	12	18	.919
Kelley, Great Falls.	119	185	6	19	.955	Cobb, Ogden.....	37	80	6	8	.915
Murray, Helena.....	117	337	28	19	.951	Cordtz, Missoula....	47	99	5	10	.912
Moorehead, Ogden...	123	230	17	15	.947	Carman, Missoula...	24	31	9	4	.909
Blausser, Ogden.....	22	21	15	2	.947	Feets, Ogden.....	12	26	3	3	.907
Kelley, Helena.....	69	168	8	10	.946	Basse, Missoula....	48	70	4	8	.902
Spencer, Salt Lake..	116	267	29	17	.945	Van, Ogden-Missoula	18	35	2	4	.902
Galena, Great Falls.	93	179	13	11	.945	Delhi, Great Falls..	22	18	7	3	.893
DeMaggio, Butte....	116	230	14	15	.942	Gibson, G.F.-Helena	49	51	11	8	.885
Marshall, Butte.....	113	274	11	18	.940	Welcher, Missoula..	20	28	..	6	.823
Baughman, G. Falls	13	13	2	1	.938						

PITCHERS.

Name and Club.	G.	PO.	A.	E.	PC.	Name and Club.	G.	PO.	A.	E.	PC.
Castleton, Salt Lake	16	4	27	..	1000	Bohan, Helena-Miss.	44	10	73	8	.921
Williams, Helena...	16	2	19	..	1000	Duffy, Great Falls..	37	10	61	7	.910
Dressan, Salt Lake.	16	26	46	..	1000	Hildebrand, G. Fal..	28	8	58	7	.904
Williams, G. Falls..	31	5	89	1	.989	Robinson, Butte.....	37	2	44	5	.902
Fowler, Ogden-Hel..	33	16	63	1	.987	Johnson, Salt Lake.	14	6	21	3	.900
Knight, Ogden.....	31	10	66	2	.974	Dawson, Missoula...	20	14	42	7	.888
Treckell, Missoula...	20	6	46	2	.963	McCreery, Butte.....	24	6	25	4	.886
Welcher, Missoula..	19	5	39	2	.957	Maloney, Missoula...	31	9	50	8	.881
Ames, Helena.....	36	12	82	3	.969	Hummell, Salt Lake	11	1	6	1	.875
Delhi, Great Falls..	33	15	75	5	.947	Kellogg, Butte.....	32	14	76	14	.865
Sullivan, Helena....	41	13	82	6	.941	Hopkins, Helena.....	10	7	17	4	.857
Erickson, Salt Lake.	30	9	60	2	.971	Rustenhaven, Ogden	20	12	30	7	.857
Sinclair, Ogden.....	36	13	76	6	.937	McGlynn, Salt Lake.	16	1	25	5	.839
Ballinger, Ogden....	25	13	43	4	.933	Fiddler, Ogden.....	12	4	26	7	.811
Cooney, Helena.....	22	5	48	4	.929	Gaut, Salt Lake.....	11	1	14	4	.789
Morgan, Salt Lake..	47	15	84	9	.916	Kallio, Butte.....	39	12	56	4	.750

CATCHERS.

Name and Club.	G.	PO.	A.	E.	PC.	Name and Club.	G.	PO.	A.	E.	PC.
Blankenship, Miss...	16	74	12	..	1000	Fox, Helena.....	12	47	22	2	.972
Weaver, Great Falls	74	423	78	5	.990	Auer, Missoula.....	76	417	110	19	.965
Sorenson, Missoula..	18	76	17	1	.989	Gibson, G.F.-Helena	39	194	22	10	.956
Moore, Ogden-S.L...	10	46	16	1	.984	Shannon, Butte.....	22	124	28	7	.956
Baughman, G. Falls	38	146	22	3	.983	Stripp, Salt Lake...	32	110	28	7	.952
McClain, Salt Lake.	100	458	129	14	.977	Thompson, Helena..	18	60	12	2	.932
Kafora, Butte.....	100	619	135	19	.975	Pourroy, Ogden.....	40	182	49	18	.928
Perkins, Ogden.....	88	378	149	15	.974	Roberts, Missoula...	25	50	45	14	.871
Crittenden, Helena..	72	391	81	13	.973						

CLUB FIELDING.

Club.	G.	PO.	A.	E.	DP.	PC.	Club.	G.	PO.	A.	E.	DP.	PC.
Great Falls....	120	3174	1505	221	88	.954	Butte .....	117	2970	1139	244	66	.943
Helena .....	119	3157	1410	241	81	.949	Missoula .....	122	3160	1556	336	85	.940
Salt Lake....	121	3200	1550	274	109	.945	Ogden .....	123	3058	1638	342	92	.932





# New York and New Jersey League

## STANDING OF CLUBS AT CLOSE OF SEASON.

Club.	Won.	Lost.	Tied.	PC.	Club.	Won.	Lost.	Tied.	PC.
Long Branch....	65	29	1	.691	Middletown .....	42	51	2	.452
Poughkeepsie ...	48	49	1	.49484	Danbury .....	43	55	1	.439
Kingston .....	45	46	..	.49450	Newburgh .....	41	54	1	.432

## INDIVIDUAL BATTING.

Name and Club.	G.	AB.	R.	H.	2B.	3B.	HR.	TB.	SH.	SB.	PC.
Ely, Middletown .....	88	338	80	130	24	12	7	199	7	16	.385
Quinn, Kingston .....	35	146	36	56	9	2	..	69	6	13	.384
Malay, Danbury .....	78	289	74	107	22	2	3	142	9	13	.370
Bradley, Kingston .....	87	320	55	115	22	7	4	163	10	26	.359
Arragon, Long Branch.....	78	240	62	86	11	5	..	107	8	13	.358
Holmes, Newburgh .....	74	249	33	89	11	3	2	112	4	8	.357
Cookingham, Poughkeepsie .....	11	31	4	11	3	1	..	16	1	..	.355
Viola, Long Branch.....	93	375	73	131	28	9	1	180	8	13	.349
Harrison, Newburgh .....	96	337	71	116	21	9	7	176	9	16	.344
Tauman, Middletown .....	69	273	64	94	27	6	1	136	5	5	.344
Guiheen, Danbury .....	99	382	65	130	37	2	6	189	17	19	.340
Steele, Poughkeepsie .....	90	342	57	116	29	3	4	163	12	15	.339
Walsh, Middletown .....	95	339	64	113	32	1	4	159	10	9	.333
Gonzales, Long Branch.....	95	330	72	110	22	3	2	142	10	8	.333
Bailey, Kingston .....	27	81	16	27	6	..	..	33	7	4	.333
Wolfe, Kingston .....	10	30	4	10	..	1	..	12	1	..	.333
Fogarty, Poughkeepsie .....	98	376	68	125	19	5	1	157	15	20	.332
Padrone, Long Branch.....	95	381	76	126	29	9	3	182	4	16	.331
Burns, Poughkeepsie .....	36	121	28	40	2	3	..	48	6	7	.330
Kelly, Kingston .....	20	76	9	25	3	1	1	33	1	3	.329
Henriquez, Long Branch.....	72	244	40	78	14	3	..	98	5	16	.320
Hurley, Danbury .....	47	150	23	47	15	..	..	62	13	1	.313
Bohannan, Danbury .....	99	359	38	112	33	2	1	152	22	8	.312
Waterman, Middletown .....	93	346	84	107	17	..	1	127	22	16	.309
Fletcher, Danbury .....	40	117	17	36	9	1	2	53	10	..	.308
Elcock, Newburgh .....	95	364	61	111	26	4	2	151	15	3	.305
Blakley, Danbury .....	54	203	31	62	15	1	..	79	10	6	.305
Martin, Newburgh .....	32	102	12	31	4	..	1	38	1	2	.304
Adler, Kingston .....	91	343	66	104	20	7	1	141	11	32	.303
Fallon, Kingston .....	90	328	73	99	21	1	1	125	14	16	.302
Racklin, Long Branch.....	19	63	7	19	2	2	..	25	2	2	.302
Keyes, Danbury .....	49	173	25	52	14	..	..	66	24	8	.301
Moshier, Middletown .....	47	146	17	44	13	3	..	63	3	5	.301
Marshall, Newburgh .....	88	310	65	93	12	1	..	107	23	23	.300
Smith, Kingston .....	25	100	16	30	9	3	..	45	3	2	.300
McCarthy, Poughkeepsie .....	57	181	39	54	8	9	1	83	21	9	.298
Corbett, Danbury .....	71	258	32	76	13	2	..	93	16	13	.295
Duggan, Poughkeepsie .....	97	374	62	109	25	7	3	157	23	3	.291
Ganzel, Newburgh .....	91	340	71	99	20	5	1	132	10	13	.291
McGrath, Middletown .....	83	303	51	88	17	2	2	115	15	7	.290
Calvo, Long Branch.....	94	395	72	114	12	6	2	144	10	25	.289
Mulcay, Danbury-Long Branch...	71	257	47	74	4	1	..	80	4	16	.288
Webb, Danbury .....	12	35	7	10	2	..	..	12	1	..	.286
McAuliffe, Kingston .....	88	323	59	92	23	4	3	132	17	12	.285
Mathewson, Kingston .....	52	180	26	51	13	6	4	88	5	9	.283
Terpenning, Newburgh .....	17	60	10	17	4	..	..	21	1	2	.283
McCoombs, Poughkeepsie .....	98	380	65	107	17	3	1	133	11	5	.282
Gutierrez, Long Branch.....	18	71	5	20	3	..	..	23	6	..	.282
Ressique, Poughkeepsie .....	93	285	101	80	15	2	1	102	9	14	.281
Luque, Long Branch.....	79	267	48	75	13	7	1	105	12	11	.281
Mendietta, Long Branch.....	55	175	37	49	3	1	..	54	7	7	.280
Tulley, Middletown .....	44	156	25	43	7	2	..	54	7	6	.276
Keating, Middletown .....	15	58	6	16	2	..	..	18	1	5	.276
Tamm, Newburgh .....	96	339	49	93	17	2	..	114	11	11	.274
Leahy, Newburgh .....	80	297	36	81	13	..	1	97	14	12	.273
Woods, Kingston .....	22	55	7	15	3	..	..	15	3	..	.273
Lewis, Kingston .....	58	195	19	53	11	4	..	72	10	3	.272

INDIVIDUAL BATTING—(Continued).

Name and Club.	G.	AB.	R.	H.	2B.	3B.	HR.	TB.	SH.	SB.	PC.
Kissam, Poughkeepsie-Danbury...	13	27	3	7	1	..	..	8	1	..	.259
Hoar, Kingston .....	22	59	7	15	2	..	..	17	3	1	.254
Cooney, Poughkeepsie .....	60	191	21	48	13	1	2	69	4	3	.251
Cameron, Danbury .....	38	104	24	26	7	2	2	43	3	2	.250
Wyckoff, Newburgh .....	17	72	9	18	1	1	..	21	..	3	.250
Scull, Middletown .....	50	162	17	40	9	2	..	53	2	..	.247
Muller, Danbury .....	21	77	19	19	1	1	..	22	3	4	.247
McCallan, Middletown .....	95	357	88	88	15	3	2	115	13	18	.246
O'Rourke, Middletown .....	91	314	41	77	14	4	1	102	17	12	.245
Waite, Danbury .....	46	151	16	37	10	..	..	47	7	2	.245
McRedmond, Poughkeepsie .....	36	111	17	27	2	3	..	35	3	3	.243
Inglis, Newburgh .....	49	178	25	43	4	1	..	49	9	9	.242
McGarry, Kingston .....	17	54	3	13	1	..	..	14	4	..	.241
Baxter, Danbury .....	95	347	56	82	13	2	2	105	17	10	.236
Heir, Poughkeepsie .....	21	55	9	13	..	1	..	15	5	1	.236
Delehanty, Poughkeepsie .....	18	55	11	13	2	..	..	15	5	1	.236
Anderson, Kingston .....	34	122	15	28	3	..	..	31	2	5	.230
Lynch, Newburgh .....	31	87	8	20	3	1	2	31	1	..	.230
Ramos, Long Branch.....	76	235	37	54	10	2	..	68	5	7	.229
Brandt, Poughkeepsie .....	30	119	17	27	5	..	1	35	7	1	.227
Villazon, Long Branch.....	46	139	11	31	6	1	..	39	2	3	.223
Kull, Danbury .....	23	68	6	15	1	..	..	16	2	1	.221
Judson, Danbury .....	15	38	4	8	2	..	..	10	1	..	.211
Schwab, Kingston .....	40	112	11	23	3	..	..	26	5	..	.205
Bennett, Kingston .....	46	153	16	31	1	..	..	32	5	..	.203
Johnson, Poughkeepsie .....	19	45	2	9	2	..	..	11	1	1	.200
Sindler, Newburgh .....	29	70	5	13	..	..	..	13	3	..	.186
Marshall, Danbury-Kingston .....	37	92	14	17	6	..	..	23	4	3	.185
Jordan, Danbury .....	16	50	7	9	2	..	..	11	2	2	.180
Rogers, Danbury .....	10	40	6	7	..	..	..	7	7	..	.175
McKenzie, Poughkeepsie .....	30	93	9	16	4	1	..	22	5	1	.172
Ahearn, Poughkeepsie-Middletown .....	27	70	10	12	2	1	..	16	4	3	.171
Nugent, Newburgh .....	25	70	11	12	1	..	..	13	3	3	.171
Gillespie, Poughkeepsie .....	27	89	9	14	5	1	..	21	3	5	.157
Shufelt, Middletown .....	20	71	9	11	2	1	..	15	2	2	.155
Doyle, Newburgh .....	13	49	2	7	..	..	..	7	..	2	.143
Ruller, Danbury .....	33	102	13	14	4	..	1	21	6	2	.137
Bernesser, Middletown .....	27	66	1	9	..	..	..	9	2	1	.136
Griffen, Middletown .....	17	48	4	6	2	..	..	8	2	..	.125

CLUB BATTING.

Club.	G.	AB.	R.	H.	2B.	3B.	HR.	TB.	SH.	SB.	PC.
Long Branch .....	95	3134	571	947	159	49	9	1231	82	132	.302
Middletown .....	95	3088	577	914	189	37	19	1234	117	107	.296
Kingston .....	91	2952	479	852	163	38	15	1136	121	137	.289
Newburgh .....	96	3217	496	906	141	29	17	1156	109	111	.282
Poughkeepsie .....	98	3240	588	912	169	48	15	1222	144	96	.281
Danbury .....	99	3222	536	906	211	15	17	1198	178	105	.281

INDIVIDUAL FIELDING.

FIRST BASEMEN.

Name and Club.	G.	PO.	A.	E.	PC.	Name and Club.	G.	PO.	A.	E.	PC.
Steele, Poughkeepsie	90	809	20	9	.989	Ramos, Long Br.....	19	166	9	5	.972
Henriquez, Long Br..	72	583	20	11	.982	Walsh, Middletown..	95	828	37	26	.971
Bohannan, Danbury..	99	837	59	18	.980	Mathewson, King....	28	271	5	9	.968
Ganzel, Newburgh...	91	811	32	18	.979	Bailey, Kingston....	24	234	7	8	.968
Quinn, Kingston.....	35	336	8	7	.979	Fogarty, Pough.....	11	104	4	6	.947

SECOND BASEMEN.

Guiheen, Danbury....	99	326	250	26	.957	Waterman, Middle...	16	35	54	6	.937
Wolfe, Kingston.....	10	27	35	3	.954	Duggan, Pough.....	97	263	280	45	.923
Arragon, Long Br....	19	39	61	6	.943	Mendieta, Long Br..	29	76	66	12	.922
Elcock, Newburgh...	91	238	244	30	.941	McCallan, Middle....	95	199	196	36	.916
Calvo, Long Br.....	39	93	111	13	.941	Kelly, Kingston.....	20	40	43	8	.912
Anderson, Kingston..	34	73	78	10	.938						

INDIVIDUAL FIELDING—(Continued).

THIRD BASEMEN.

Name and Club.	G.	P.O.	A.	E.	PC.	Name and Club.	G.	P.O.	A.	E.	PC.
Tamm, Newburgh....	86	116	189	19	.938	Luque, Long Br.....	29	43	72	14	.891
Padrone, Long Br....	16	25	26	4	.927	McCoombs, Pough....	37	37	67	13	.889
Adler, Kingston.....	91	104	211	30	.913	Mulcay, Dan.-L. Br..	71	70	139	32	.867
Keyes, Danbury.....	49	66	83	15	.909	Brandt, Pough.....	30	42	47	14	.864
Gillespie, Pough.....	27	18	51	8	.896	Rogers, Danbury.....	10	12	8	8	.714
Tauman, Middletown	69	94	140	28	.893						

SHORTSTOPS.

Arragon, Long Branch	37	73	136	10	.954	Wyckoff, Newburgh.	17	36	48	11	.884
Ruller, Danbury.....	33	50	98	8	.949	Tulley, Middletown..	44	71	131	29	.874
Marshall, Newburgh.	39	81	105	18	.912	O'Rourke, Middlet'n.	18	28	46	11	.871
Shufelt, Middletown.	20	41	70	11	.910	Burns, Poughkeepsie.	36	58	94	24	.864
Bradley, Kingston...	87	167	232	50	.889	Doyle, Newburgh.....	13	23	41	12	.842
Calvo, Long Branch.	53	104	167	34	.889	McCoombs, Pough....	61	86	179	47	.841
Baxter, Danbury.....	46	66	127	25	.885	Blakley, Danbury....	11	13	24	7	.841

OUTFIELDERS.

Racklin, Long Branch	16	8	1	..	1000	Ely, Middletown.....	88	175	12	14	.930
Inglis, Newburgh.....	16	35	1	1	.973	Corbett, Mid.-Dan....	65	120	10	10	.929
Leahy, Newburgh.....	80	165	19	6	.968	Baxter, Danbury.....	47	46	5	4	.927
Arragon, Long Branch	20	27	2	1	.967	Waterman, Middlet'n.	76	98	15	9	.926
Ressique, Poughkeep.	93	194	20	8	.964	Harrison, Newburgh..	96	115	15	11	.922
Blakley, Danbury.....	43	99	6	4	.963	O'Rourke, Middletown	58	97	10	10	.915
Marshall, Dan.-Kings.	14	20	5	1	.962	Mathewson, Kingston.	16	20	1	2	.913
Padrone, Long Branch	61	103	11	5	.958	Fogarty, Poughkeepsie	82	131	19	16	.904
Malay, Danbury.....	75	145	6	7	.956	McCarthy, Poughkeep.	57	69	5	8	.902
Ramos, Long Branch..	31	53	7	3	.952	Dufresne, Poughkeep.	65	92	15	12	.899
Fallon, Kingston.....	90	144	10	8	.951	Martin, Newburgh....	32	41	3	5	.898
Muller, Danbury.....	21	25	11	2	.947	McAuliffe, Kingston...	88	130	9	17	.891
Viola, Long Branch...	93	137	8	9	.942	Scull, Middletown....	23	29	2	4	.886
Bennett, Kingston....	46	66	5	5	.934	Gutierrez, Long Branch	16	18	1	3	.864
Marshall, Newburgh..	45	65	5	5	.933	Moshier, Middletown..	28	27	..	6	.818
Mendietta, Long Br...	24	26	2	2	.933	Cameron, Danbury.....	10	10	..	3	.769

CATCHERS.

Cameron, Danbury..	12	64	13	1	6	.987	McRedmond, Pough.	36	171	42	9	8	.959
Lewis, Kingston....	51	267	59	5	10	.985	Holmes, Newburgh.	56	265	78	17	13	.953
Gonzales, Long Br.	90	524	94	12	14	.981	McGrath, Middlet'n	83	439	98	28	11	.950
Cooney, Pough.....	60	359	68	11	10	.975	Smith, Kingston....	25	173	29	11	4	.948
Waite, Danbury....	39	222	48	7	13	.975	Delehanty, Pough..	18	77	14	5	12	.948
Hurley, Danbury...	47	253	48	8	9	.974	O'Rourke, Middlet'n	12	68	10	8	4	.907
Inglis, Newburgh..	32	177	46	7	3	.970							

PITCHERS.

Cameron, Danbury.....	15	2	30	..	1000	Woods, Kingston.....	17	6	46	3	.945
Schwab, Kingston.....	34	4	67	1	.986	Marshall, Dan.-Kings..	23	8	46	4	.931
Scull, Middletown.....	25	5	45	1	.980	Lynch, Middle.-New....	31	8	39	4	.922
Heir, Poughkeepsie....	21	5	38	1	.977	Ahearn, Pough-Mid....	19	8	25	3	.917
Judson, Danbury.....	15	11	28	1	.975	Padrone, Long Branch.	15	9	35	4	.917
Ramos, Long Branch...	22	7	60	2	.971	Griffen, Middletown...	17	..	32	3	.914
Moshier, Middletown...	15	4	30	1	.971	Bernesser, Middletown.	27	5	35	4	.909
Kull, Danbury.....	21	8	48	2	.966	McKenzie, Pough.....	30	5	48	6	.898
Nugent, Newburgh.....	24	5	47	2	.963	Fletcher, Danbury.....	29	5	51	7	.889
Luque, Long Branch...	28	23	52	3	.962	Sindler, Newburgh....	29	4	41	9	.833
Villazon, Long Branch.	34	7	78	4	.955	Harnisch, Middletown.	14	1	17	4	.818
McGarry, Kingston....	13	4	38	2	.955	Johnson, Poughkeepsie.	19	4	19	9	.719
Hoar, Kingston.....	16	5	30	2	.946						

## INDIVIDUAL FIELDING—(Continued).

## UTILITY.

Name and Club.	G.	P.O.	A.	E.	TC.	DP.	PC.
Webb, Danbury.....	12	12	14	..	1000		
Luque, Long Branch...	22	94	18	8	.933		
Villazon, Long Branch.	12	17	5	3	.880		
Jordan, Danbury.....	16	12	20	5	.865		
McCallan, Middletown..	18	39	54	15	.859		
Terpenning, Newburgh.	17	30	23	9	.855		
Cookingham, Pough....	11	7	4	2	.846		
Tamm, Newburgh.....	10	13	30	9	.827		
Keating, Middletown..	15	25	27	15	.776		

## CLUB FIELDING.

Club.	G.	P.O.	A.	E.	TC.	DP.	PC.
Long Branch .....	95	2472	1183	195	3850	65	.949
Danbury .....	99	2562	1146	216	3924	68	.945
Newburgh .....	96	2396	1156	227	3779	55	.940
Kingston .....	91	2332	1089	233	3654	52	.936
Poughkeepsie .....	93	2572	1135	271	3978	55	.932
Middletown .....	95	2364	1112	281	3757	65	.925

## PITCHERS' RECORDS.

Name and Club.	G.	W.	L.	PC.	Name and Club.	G.	W.	L.	PC.
Hope, Newburgh.....	8	5	1	.833	McGarry, Kingston.....	13	6	6	.500
Luque, Long Branch.....	28	22	5	.815	Hoar, Kingston.....	16	6	6	.500
Bowman, Middletown....	5	4	1	.800	McKenzie, Poughkeepsie..	30	13	14	.481
Villazon, Long Branch....	34	20	8	.714	Cameron, Danbury.....	15	7	8	.467
Fletcher, Danbury.....	29	15	9	.625	Ahearn, Pough.-Mid.....	19	6	7	.462
Ramos, Long Branch.....	22	13	8	.619	Lynch, Mid.-New.....	24	8	11	.421
Kull, Danbury.....	21	11	7	.611	Harnisch, Middletown....	14	5	7	.417
Scull, Middletown.....	25	12	8	.600	Woods, Kingston.....	17	6	9	.400
Clifford, Poughkeepsie....	7	3	2	.600	Applegate, Newburgh.....	7	2	3	.400
Johnson, Poughkeepsie... 19	8	6	.571	Jordan, Danbury.....	7	2	3	.400	
Heir, Poughkeepsie.....	21	9	7	.563	Webb, Danbury.....	7	2	4	.333
Marshall, Danbury-Kings. 23	9	7	.563	Judson, Danbury.....	14	3	7	.300	
Schwab, Kingston.....	34	15	12	.556	Griffen, Middletown.....	17	3	8	.273
Sindler, Newburgh.....	29	14	12	.538	Bernesser, Middletown....	27	5	14	.263
Nugent, Newburgh.....	24	9	9	.500	Kissam, Pough.-Dan.....	13	1	6	.143

New York and New Jersey League—Record number of runs in a game: May 29, Poughkeepsie 24, Newburgh 12.

New York and New Jersey League—Strike out record: Schwab of Kingston vs. Danbury, July 15; 17 in seven innings.

New York and New Jersey League—August 13, Racklin of Long Branch pitched a no-hit game against Danbury, but allowed two runs.

New York and New Jersey League—Record number of hits in a game: July 6, Kingston 26, against Poughkeepsie; August 20, Poughkeepsie 26, against Middletown.

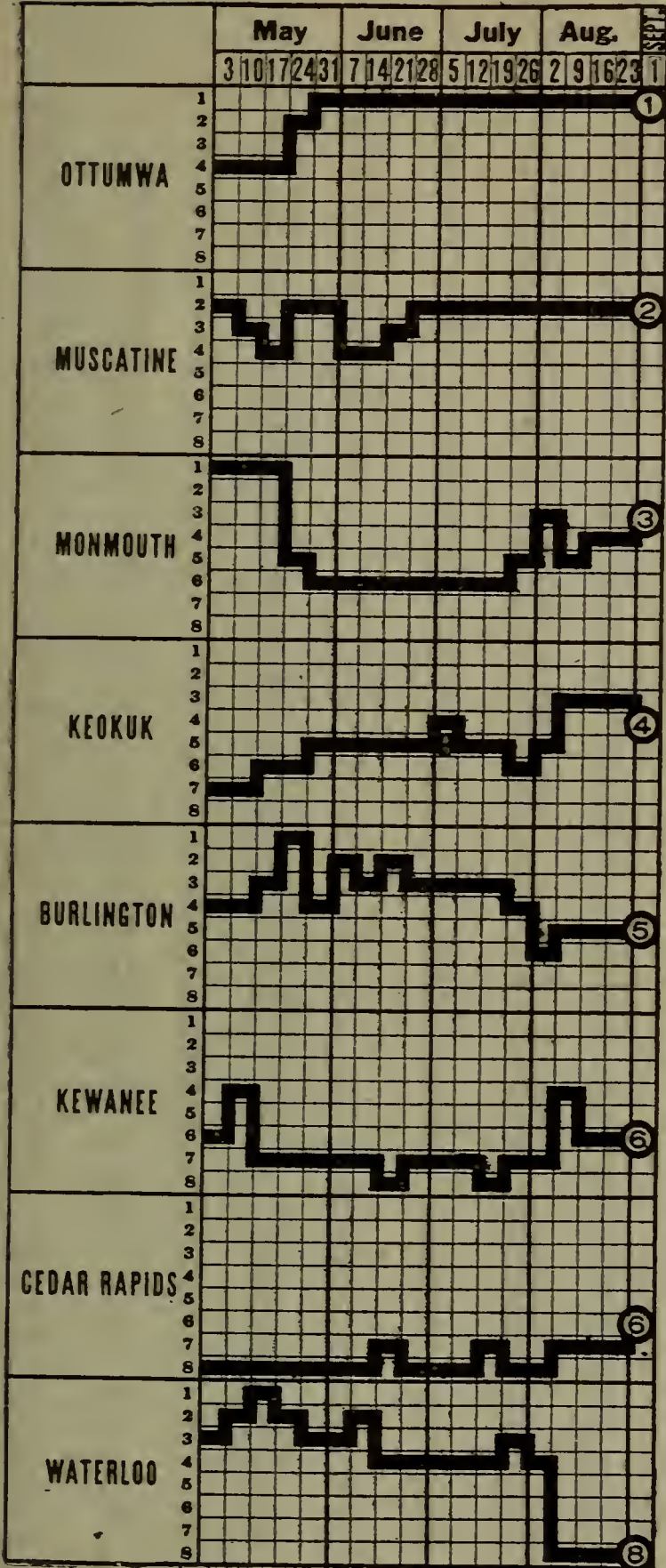
New York and New Jersey League—No-hit-no-run games: July 25, Cameron of Danbury vs. Poughkeepsie; August 31, Kull of Danbury vs. Poughkeepsie.

New York and New Jersey League—One-hit games: July 11, Woods of Kingston vs. Poughkeepsie; July 24, Schwab of Kingston vs. Middletown; August 16, Fletcher of Danbury vs. Middletown; September 6, Kull of Danbury vs. Kingston.

New York and New Jersey League—Two-hit games: May 24, Schwab of Kingston vs. Newburgh; July 19, Fletcher of Danbury vs. Poughkeepsie; August 6, Bailey of Kingston vs. Danbury; August 23, Marshall of Kingston vs. Danbury; September 1, A. M., Hope of Newburgh vs. Kingston.

New York and New Jersey League—Extra inning games: June 5, 15 innings, Poughkeepsie 7, Long Branch 6, McKenzie pitched for Poughkeepsie against Padrone and Villazon. June 15, 17 innings, tie, Poughkeepsie 7, Long Branch 7; McKenzie vs. Padrone, entire game, both allowing eleven hits. Padrone struck out 18 and McKenzie 12.

# Central Association



After a season extending from April 30 to September 1, the Ottumwa club, for the third successive time, won the championship of the Central Association, with Muscatine, the tailender of 1912, a close second, and Monmouth third. Kewanee, the runner-up in 1912, finished seventh in a circuit of eight clubs. Cedar Rapids and Waterloo took the place of Hannibal and Galesburg and made even a poorer showing than the latter two clubs, Cedar Rapids finishing sixth and Waterloo eighth. Keokuk's record was a great improvement over that of the previous year, but Burlington, which finished third in 1912, could do no better than fifth in the 1913 campaign. As will be seen in the following table. Ottumwa has now appropriated the premier title five times out of the ten years of successive existence of the league, the remaining five years being distributed among three cities, Burlington and Waterloo being each winners twice, with Quincy the odd one.

## STANDING OF CLUBS AT CLOSE OF SEASON.

Club.	Won.	Lost.	P.C.
Ottumwa .....	72	54	.571
Muscatine .....	68	54	.557
Monmouth .....	64	62	.508
Keokuk .....	62	63	.496
Burlington .....	63	66	.489
Kewanee .....	59	65	.476
Cedar Rapids .....	59	65	.476
Waterloo .....	53	71	.427

## CHAMPIONSHIP WINNERS IN PREVIOUS YEARS.

1904—Ottumwa .....	.657
1905—Ottumwa .....	.613
1906—Burlington .....	.681
1907—Waterloo .....	.637
1908—Waterloo .....	.704
1909—Burlington .....	.620
1910—Quincy .....	.638
1911—Ottumwa .....	.680
1912—Ottumwa .....	.613

## INDIVIDUAL BATTING.

Name and Club.	G.	AB.	R.	H.	TB.	SH.	SB.	P.C.
Newcomber, Muscatine .....	15	36	9	15	23	..	3	.417
Free, Waterloo .....	10	38	8	15	18	2	4	.395
Rumler, Burlington .....	37	140	29	49	95	6	10	.350
T. Drohan, Kewanee.....	14	49	1	17	18	..	1	.347
Burns, Burlington-Ottumwa .....	37	142	26	48	90	4	15	.338
Milligan, Cedar Rapids.....	124	485	72	155	202	14	53	.320
Calhoun, Kewanee .....	32	129	14	41	64	6	9	.318
Linderbeck, Kewanee .....	31	129	13	41	61	1	4	.318
Brown, Cedar Rapids.....	105	355	59	112	161	8	5	.315

## INDIVIDUAL BATTING—(Continued).

Name and Club.	G.	AB.	R.	H.	TB.	SH.	SB.	PC.
Reinhart, Monmouth-Ottumwa	81	305	59	96	135	6	33	.315
Lind, Muscatine	24	64	8	20	23	3	1	.312
Sours, Muscatine	126	432	79	131	224	12	44	.303
Seneff, Keokuk	82	260	35	78	99	11	10	.300
G. Smith, Cedar Rapids	24	91	11	27	39	1	1	.297
Miller, Keokuk	114	449	74	133	180	13	20	.296
McNeil, Burlington	85	339	63	99	135	18	16	.292
Ellis, Burlington	135	538	100	156	214	17	47	.290
Harmon, Burlington	133	526	79	152	209	10	27	.289
Callahan, Ottumwa	50	174	23	50	81	7	11	.287
Jenkins, Keokuk	121	413	55	117	167	2	14	.283
Schliebner, Monmouth-Ottumwa	71	265	37	75	127	6	12	.283
Welch, Monmouth	129	517	71	146	199	25	23	.282
A. Sheldon, Waterloo	99	380	51	106	169	11	20	.279
Lowther, Burlington	135	525	85	146	249	15	26	.278
Mullin, Cedar Rapids	89	329	37	91	135	9	3	.277
Curtis, Muscatine	97	351	80	97	145	5	22	.276
Kohr, Muscatine	30	98	13	27	33	3	1	.276
Wall, Ottumwa	123	444	81	122	193	15	45	.275
McGaffigan, Keokuk	103	334	58	92	118	26	39	.275
Jeffries, Kewanee-Monmouth	62	213	19	58	71	4	4	.273
Martin, Keokuk	52	161	16	44	57	4	5	.273
Hollenbeck, Waterloo	74	208	22	56	71	3	5	.270
Jack, Burlington-Keokuk	127	494	85	131	202	19	45	.265
House, Ottumwa	118	431	55	114	136	11	29	.265
Ward, Cedar Rapids	97	322	45	85	96	14	27	.264
Rolleg, Burlington	76	273	34	72	94	16	5	.264
Humes, Burlington	65	178	19	47	58	2	7	.264
Ohland, Muscatine	23	76	7	20	26	6	4	.263
Masters, Muscatine	125	473	62	124	156	17	28	.262
Haley, Kewanee	54	191	18	50	60	11	6	.262
Harvey, Kewanee	122	440	70	115	141	10	14	.261
Harrell, Muscatine	104	392	62	102	140	25	31	.260
Pennington, Kuk.-Kew.-Mus.	34	169	23	44	65	7	11	.260
Sampson, Monmouth-Ottumwa	97	348	36	90	149	2	12	.259
Hilly, Keokuk	126	461	53	119	181	8	34	.258
Smith, Cedar Rapids	111	446	66	115	159	11	28	.258
Richards, Kewanee	96	349	53	90	129	10	18	.258
Goe, Cedar Rapids	36	124	20	32	36	16	11	.258
Johnson, Kewanee	128	506	74	130	168	20	23	.257
Harrison, Keokuk	11	39	5	10	12	4	2	.256
Senno, Ottumwa	91	341	59	87	139	12	37	.255
Hubbart, Kewanee	126	468	67	118	172	13	25	.252
McGlade, Burlington	111	397	59	100	171	8	12	.252
White, Waterloo	86	329	38	83	103	20	19	.252
Kensel, Ottumwa	122	474	73	119	151	19	21	.251
Nickell, Monmouth-Kewanee	76	275	40	69	95	9	10	.251
Caldwell, Kewanee	20	56	5	14	17	2	..	.250
Walsh, Monmouth	84	295	44	73	106	7	22	.247
Hasbrook, Muscatine	82	281	26	69	92	21	12	.246
Anderson, Muscatine	16	53	6	13	15	1	7	.245
Rohn, Burlington	25	53	1	13	13	..	1	.245
Bromley, Muscatine-Keokuk	123	476	51	116	153	26	50	.244
Hart, Muscatine	110	348	38	85	101	8	7	.244
Wambsgauss, Cedar Rapids	67	242	46	59	85	10	6	.244
Lund, Monmouth	123	444	58	107	135	16	23	.241
Katz, Muscatine	110	392	38	94	124	25	9	.240
Manush, Keokuk	99	314	35	75	100	7	18	.239
Ashland, Waterloo	87	286	32	68	93	8	9	.238
Wilkus, Waterloo	41	89	9	21	30	1	2	.236
Stodola, Cedar Rapids	17	47	4	11	12	1	..	.235
Hyzer, Cedar Rapids	20	73	6	17	17	4	7	.233
Mene, Monmouth	130	496	49	115	159	10	11	.232
Tierney, Wat.-Mon.-Mus.	126	455	55	106	140	8	22	.232
Andreen, Kewanee	105	388	46	90	153	10	4	.232
Tunnehill, Waterloo	46	164	10	38	46	7	6	.232

## INDIVIDUAL BATTING—(Continued).

Name and Club.	G.	AB.	R.	H.	TB.	SH.	SB.	PC.
Ryan, Kewanee .....	57	187	24	43	60	9	6	.230
Wintz, Waterloo .....	133	499	51	114	133	21	18	.228
Siglin, Waterloo .....	126	436	46	99	120	18	12	.227
C. Sheldon, Waterloo.....	75	256	26	58	75	11	7	.227
Ketter, Burlington .....	21	71	6	16	16	2	2	.226
Henry, Cedar Rapids-Kewanee.....	21	71	8	16	17	3	4	.226
Ronan, Keokuk .....	39	151	14	34	44	5	6	.225
Gould, Muscatine .....	36	102	7	23	24	4	1	.225
Kline, Keokuk-Ottumwa .....	129	455	46	102	131	8	4	.224
Goes, Waterloo .....	72	214	16	48	60	12	2	.224
Link, Ottumwa .....	98	317	30	70	81	7	8	.221
West, Cedar Rapids.....	69	223	25	49	64	7	6	.220
Simmons, Monmouth .....	126	452	53	99	150	20	20	.219
Foreman, Burlington .....	112	389	67	85	108	15	18	.219
Corkhill, Keokuk-Waterloo .....	92	288	35	63	88	13	9	.219
Jokerst, Waterloo .....	23	55	7	12	14	1	..	.218
Ker, Cedar Rapids.....	15	46	2	10	12	..	..	.217
Andrews, Waterloo .....	26	47	4	10	14	..	..	.213
Wise, Ottumwa .....	125	452	48	96	130	16	28	.212
Hale, Burlington .....	106	367	36	77	108	8	12	.210
Nolt, Monmouth-Ottumwa .....	127	483	86	101	140	14	33	.209
Adams, Ottumwa .....	18	43	5	9	12	2	..	.209
Wolverton, Keokuk .....	21	53	5	11	15	..	..	.208
Ashley, Waterloo .....	14	29	2	6	7	1	..	.207
McCarthy, Cedar Rapids.....	81	273	20	56	76	10	11	.205
B. Brown, Cedar Rapids.....	56	201	28	41	60	5	2	.204
Drum, Waterloo .....	74	241	17	49	73	6	11	.203
Fingal, Monmouth .....	91	326	27	66	78	9	5	.202
Whittaker, Keokuk .....	41	115	7	23	32	1	..	.200
Cooper, Monmouth .....	20	45	5	9	16	1	1	.200
Chelette, Waterloo .....	16	40	7	8	10	1	..	.200
Beard, Kewanee .....	36	102	8	20	25	1	2	.196
Campbell, Muscatine .....	10	31	4	6	9	2	2	.194
Bentley, Monmouth .....	46	120	13	23	35	4	..	.192
LaSalle, Burlington .....	20	74	10	14	22	2	7	.189
Schueler, Cedar Rapids.....	13	43	4	8	9	3	1	.186
McAuley, Waterloo .....	127	391	48	72	97	23	16	.184
Priest, Keokuk .....	23	66	6	12	16	2	1	.182
Garrison, Ottumwa .....	11	33	4	6	9	1	..	.182
Jacobs, Burlington .....	52	150	14	27	35	2	2	.180
Jackert, Muscatine .....	34	100	12	18	21	7	..	.180
Spencer, Cedar Rapids.....	59	151	13	27	36	7	7	.179
Taylor, Kewanee .....	31	95	7	17	24	5	2	.179
P. Sullivan, Kewanee.....	39	124	10	22	27	4	1	.177
Lewis, Cedar Rapids.....	31	123	9	21	23	5	3	.171
Spicer, Cedar Rapids.....	25	76	7	13	20	5	11	.171
Bender, Kewanee .....	21	76	10	13	20	2	1	.171
Hanson, Waterloo .....	17	41	3	7	11	2	1	.171
Wilde, Kewanee .....	36	107	11	18	23	4	3	.169
House, Kewanee .....	46	126	11	21	29	6	..	.167
Fitzgerald, Muscatine .....	17	54	..	9	12	..	..	.167
Gregory, Ottumwa .....	24	61	11	10	22	1	..	.164
Sullivan, Ottumwa .....	28	92	12	15	24	3	5	.163
Pressey, Mon.-Ott.-Wat. ....	22	49	2	8	8	..	..	.163
Hill, Waterloo .....	10	25	1	4	4	2	..	.160
Wahl, Keokuk .....	38	113	7	18	22	7	..	.159
Dunn, Ottumwa .....	42	102	5	16	19	5	3	.157
Burg, Monmouth .....	35	90	8	14	16	3	..	.155
Shinners, Muscatine .....	10	33	3	5	13	2	..	.152
Newmeyer, Muscatine .....	27	67	6	10	11	6	..	.149
French, Keokuk .....	14	34	2	5	5	3	..	.148
Hines, Keokuk .....	24	85	6	12	14	1	1	.141
Holly, Muscatine-Ottumwa .....	32	107	8	15	20	1	6	.140
Chapman, Ottumwa .....	18	57	4	8	11	..	..	.140
Sutton, Burlington .....	60	194	20	27	42	10	5	.139
Cummings, Kewanee .....	12	36	1	5	6	..	..	.139

INDIVIDUAL BATTING—(Continued).

Name and Club.	G.	AB.	R.	H.	TB.	SH.	SB.	PC.
Willis, Burlington .....	28	80	9	11	12	3	1	.138
Blodgett, Waterloo .....	34	80	5	11	15	2	1	.138
Lorenzen, Ottumwa .....	34	82	6	11	12	5	..	.134
Miller, Burlington .....	42	101	2	13	16	5	1	.129
Mitchell, Monmouth .....	39	114	9	14	29	2	1	.133
Royer, Mus.-Kew.-Mon. ....	16	49	1	6	6	2	..	.122
Kisner, Monmouth .....	11	25	2	3	3	..	..	.120
Warden, Burlington .....	11	17	1	2	2	..	1	.118
Gray, Cedar Rapids.....	17	47	2	5	5	1	..	.106
Tuttle, Waterloo .....	45	107	6	11	15	11	2	.103
McConnaughty, Muscatine .....	19	49	4	5	8	1	..	.102
Sweeney, Cedar Rapids.....	13	42	2	4	6	..	2	.095
Means, Keokuk .....	12	37	2	3	6	1	..	.081
Hofer, Cedar Rapids.....	16	39	4	3	4	1	..	.077
Fink, Cedar Rapids.....	10	19	..	1	1	..	..	.053
Healey, Ottumwa .....	11	30	..	..	..	1	1	.000

Players who batted in less than 10 games—Campbell, Morris, Coleman, McMillan, Drohan, Cross, McCarthy, Monmouth; Wilkins, Wright, Baxter, Fanting, Cross, Allen, Schirm, Miller, Naperstek, Swett, Hunt, Sewell, Dick, Ward, Kewanee; Pavey, Joyce, Vogt, Thomas, Buelow, Simon, Kilpatrick, Moore, Adams, Fox, Kelley, Turner, Hawkins, Woerth, Perry, Cedar Rapids; Wagner, Moneymaker, Ley, Zonderman, Drohan, Waterloo; Kreuger, Applegate, Dye, Muscatine; Gotschall, Grogan, Burnham, Magill, Taaffee, Keokuk; Hines, Sapp, Crandall, Smith, Burlington; Grimes, Mack, Beach, Smith, Shanley, Betsel, Veach, Ottumwa.

The following players batted in one or more games, but failed to get a hit, and therefore have no batting average—Cadigan, Buckley, Dean, Hough, McGuire, Monmouth; J. Drohan, Zoeller, Bauer, Steffen, Loudin, Hines, Harrington, Goldsmith, Kewanee; Tearney, Dee, Cedar Rapids; Helgeson, Muscatine; Frost, Patrick, Engman, Frederick, Kubes, Keokuk; Shepherd, Turpin, Davidson, Scanlon, Hopkins, Burlington; Morse, Rowe, Ottumwa.

CLUB BATTING.

Club.	G.	AB.	R.	H.	TB.	SH.	SB.	PC.
Burlington .....	135	4562	659	1143	1651	152	197	.251
Keokuk .....	128	4133	516	1046	1412	119	207	.251
Muscatine .....	126	4042	527	1009	1379	178	220	.250
Ottumwa .....	127	4179	546	1040	1412	124	248	.249
Cedar Rapids .....	124	4072	501	989	1306	150	193	.243
Kewanee .....	129	4276	510	1014	1404	139	141	.237
Monmouth .....	129	4302	538	992	1393	122	178	.231
Waterloo .....	135	4366	454	993	1303	176	156	.227

CLUB FIELDING.

Club.	G.	PO.	A.	E.	PC.	Club.	G.	PO.	A.	E.	PC.
Ottumwa .....	127	3355	1577	258	.950	Cedar Rapids.	124	3237	1542	294	.942
Muscatine ....	126	3422	1502	264	.949	Burlington ...	135	3564	1588	324	.940
Waterloo .....	135	3503	1581	271	.949	Kewanee .....	129	3367	1537	327	.937
Monmouth ....	129	3403	1561	284	.946	Keokuk .....	128	3292	1500	328	.936

INDIVIDUAL FIELDING.

FIRST BASEMEN.

Name and Club.	G.	PO.	A.	E.	PC.	Name and Club.	G.	PO.	A.	E.	PC.
Rohn, Burlington...	16	108	7	1	.991	Harmon, Burlington	18	155	4	5	.970
Ketter, Burlington..	17	182	3	2	.989	Manush, Keokuk...	95	736	32	25	.968
Sampson, Ott.-Mon..	45	441	13	8	.983	Kline, Ott.-Kuk....	16	165	2	6	.965
Andreen, Kewanee..	61	593	31	13	.980	McGlade, Burlington	50	484	20	21	.960
Burns, Bur.-Ott....	37	405	17	9	.979	Jeffries, Kewanee...	11	93	3	4	.960
A. Sheldon, Water..	99	981	31	24	.977	Mullin, Cedar Rap..	89	801	46	38	.957
Schliebner, O.-Mon..	71	751	22	18	.977	Haley, Kewanee....	13	104	8	5	.957
Hale, Burlington...	27	253	4	6	.977	Hohr, Muscatine....	26	246	9	12	.955
Hollenbeck, Water.	30	265	16	7	.976	Tierney, Mon.-Mus..	83	791	40	41	.953
Hasbrook, Mus.....	82	763	21	20	.975	Ryan, Kewanee.....	16	132	7	8	.946
Callahan, Ottumwa.	28	273	13	8	.973						



INDIVIDUAL FIELDING—(Continued).

SECOND BASEMEN.

Name and Club.	G.	P.O.	A.	E.	P.C.	Name and Club.	G.	P.O.	A.	E.	P.C.
Walsh, Monmouth..	10	15	22	1	.972	Ronan, Keokuk.....	39	76	78	12	.928
Richards, Kewanee.	81	180	192	21	.947	McGlade, Burlington	29	64	65	10	.927
Siglin, Waterloo....	114	267	301	33	.945	Kensel, Ottumwa...	122	239	309	46	.923
B. Brown, Cedar R.	56	113	146	15	.945	Sours, Muscatine....	10	22	24	4	.920
Welch, Monmouth...	120	335	332	40	.943	Jack, Bur.-Kuk.....	91	239	225	41	.919
Free, Waterloo.....	10	21	24	3	.938	Harrell, Muscatine..	104	252	263	49	.913
Peannington, Ke.-Mu.	35	81	66	10	.936	N. Smith, Cedar R..	31	65	72	13	.913
LaSalle, Burlington.	20	42	60	7	.935	Spicer, Cedar Rap...	11	26	25	5	.911
Harmon, Burlington	72	152	202	25	.934	P. Sullivan, Kew....	16	24	24	7	.873

THIRD BASEMEN.

Andrews, Waterloo.	16	10	15	1	.962	Wall, Ottumwa.....	99	120	177	33	.900
Wise, Ottumwa.....	20	17	38	3	.948	Katz, Muscatine....	110	153	192	40	.896
Walsh, Monmouth..	68	102	98	15	.930	Hines, Keokuk.....	22	19	38	7	.891
Ward, Cedar Rap...	87	126	145	22	.925	Simmons, Monmouth	67	62	117	25	.877
Hubbard, Kewanee..	11	20	16	2	.919	Kline, Keokuk.....	100	151	191	55	.861
McNeill, Burlington.	80	87	148	21	.918	N. Smith, Cedar R..	24	33	54	16	.845
Wintz, Waterloo....	128	159	251	40	.911	Anderson, Muscatine	16	13	19	6	.842
Harvey, Kewanee...	113	146	218	40	.901	Sutton, Burlington..	50	57	71	26	.831

SHORTSTOPS.

Goe, Cedar Rapids..	10	22	27	1	.979	Hubbart, Kewanee..	74	153	179	41	.890
McGlade, Burlington	15	37	32	6	.920	McAuley, Waterloo.	127	223	318	68	.888
Masters, Muscatine.	125	211	326	49	.916	Spicer, Cedar Rap...	14	22	30	7	.881
McGaffigan, Keokuk.	94	172	255	41	.913	Foreman, Burlington	101	169	263	69	.862
G. Smith, Cedar R..	15	27	32	6	.908	Wall, Ottumwa.....	21	33	56	15	.856
Wise, Ottumwa.....	105	184	304	51	.905	Jack, Keokuk.....	28	58	60	22	.843
Wambsgauss, C.R...	67	122	155	13	.902	Wilde, Kewanee....	36	59	98	30	.840
Mene, Monmouth....	129	202	312	60	.895	Lowther, Burlington	16	19	25	16	.733

LEFT FIELDERS.

C. Sheldon, Wat....	20	31	2	..	1000	Hubbart, Kewanee..	18	23	4	2	.931
Bromley, Mus.-Kuk.	31	49	2	1	.981	Harrison, Keokuk...	11	18	3	2	.913
Milligan, Cedar R..	124	253	23	10	.965	Corkhill, Waterloo..	58	89	4	9	.912
Drum, Waterloo....	33	49	5	2	.964	Nickell, Mon.-Kew..	31	44	6	5	.909
Bender, Kewanee....	12	20	2	1	.957	Ryan, Kewanee.....	22	32	5	4	.902
Sours, Muscatine....	88	118	8	6	.955	Hollenbeck, Wat....	11	16	1	2	.895
Hilly, Keokuk.....	112	188	19	10	.954	Henry, C.R.-Kew...	21	29	2	4	.886
Lund, Monmouth....	121	176	11	9	.954	P. Sullivan, Kew...	23	34	3	5	.881
Senno, Ottumwa....	69	95	10	6	.946						

CENTER FIELDERS.

Goe, Cedar Rapids..	21	48	..	..	1000	Johnson, Kewanee...	128	271	25	14	.955
Hilly, Keokuk.....	12	25	5	..	1000	Reinhart, Mon.-Ott..	66	112	14	6	.955
Curtis, Muscatine...	97	202	11	3	.986	Tunnehill, Waterloo	18	37	3	2	.952
Lewis, Cedar Rap...	31	56	..	1	.982	Rumler, Burlington.	10	19	..	1	.950
White, Waterloo....	86	158	12	4	.977	Bromley, Muscatine.	14	30	1	2	.939
Nolt, Ott.-Mon.....	127	255	21	8	.972	Callahan, Ottumwa.	18	30	1	2	.939
Miller, Keokuk.....	107	248	18	8	.971	Campbell, Muscatine	10	25	2	2	.934
Lowther, Burlington	121	234	18	9	.966	Tierney, Mon.-Wat..	28	52	3	4	.932
Sullivan, Ottumwa..	28	50	4	2	.964	Senno, Ottumwa....	13	23	4	4	.871
N. Smith, Cedar R.	50	87	4	4	.958						

RIGHT FIELDERS.

Sours, Muscatine....	29	39	4	..	1000	C. Sheldon, Wat....	41	50	6	2	.965
Holly, Ott.-Mus....	24	37	3	..	1000	Bromley, Kuk.-Mus.	80	108	12	5	.960
Drum, Waterloo....	35	36	2	..	1000	Priest, Keokuk.....	17	20	3	1	.958
Hale, Burlington....	17	22	..	..	1000	Simmons, Monmouth	55	73	16	4	.957
R. Brown, Cedar R.	56	66	5	2	.973	Ohland, Muscatine..	19	22	..	1	.957
Calhoun, Kewanee..	32	57	2	2	.968	Nickell, Mon.-Kew..	39	40	..	2	.952
Tunnehill, Waterloo	20	25	5	1	.968	Tierney, Monmouth.	14	17	2	1	.950
Ellis, Burlington....	134	198	9	7	.967	House, Ottumwa....	107	133	13	8	.948

## INDIVIDUAL FIELDING—RIGHT FIELDERS—(Continued).

Name and Club.	G.	PO.	A.	E.	PC.	Name and Club.	G.	PO.	A.	E.	PC.
Corkhill, Keokuk....	12	17	1	1	.947	Taylor, Kewanee....	10	9	1	1	.909
Harmon, Burlington	46	64	6	4	.946	West, Cedar Rap...	41	41	6	5	.904
Rumler, Burlington.	23	29	6	2	.946	Reinhart, Ott.-Mon.	12	14	4	2	.900
Hubbart, Kewanee..	17	25	5	2	.938	Bentley, Monmouth.	10	7	2	1	.900
Linderbeck, Kew....	25	40	1	3	.932	Humes, Burlington..	19	18	4	4	.846
Ashland, Waterloo..	27	24	3	2	.931	McGlade, Burlington	14	14	3	3	.850

## PITCHERS.

Ashley, Waterloo... 10	1	24	..	1000	Gray, Cedar Rapids	17	3	35	2	.950
Warden, Burlington. 10	2	14	..	1000	Hawkins, Cedar R..	6	2	17	1	.950
Hill, Waterloo..... 10	2	10	..	1000	Jacobs, Burlington..	42	9	84	5	.949
Lind, Muscatine..... 17	7	45	1	1000	Beard, Kewanee.....	31	8	82	5	.947
Foreman, Bur..... 6	..	8	..	1000	Zackert, Muscatine.	34	8	79	5	.946
Sapp, Burlington.... 6	..	5	..	1000	Spencer, Cedar Rap.	27	7	63	4	.946
Beach, Ottumwa.... 5	..	10	..	1000	Gregory, Ottumwa..	23	2	51	3	.946
Drohan, Monmouth.. 5	..	10	..	1000	Dunn, Ottumwa.....	38	8	93	6	.944
Lorenzen, Ottumwa. 32	6	84	2	.978	Fink, Cedar Rap....	10	2	15	1	.944
Willis, Burlington.. 27	8	72	2	.976	House, Kewanee....	38	13	87	6	.943
Healey, Ottumwa... 11	2	37	1	.975	Wolverton, Keokuk.	18	6	41	3	.940
Harrison, Ottumwa. 10	2	35	1	.974	Pressey, O.-Mo.-W..	14	2	29	1	.937
Stodola, Cedar Rap. 12	4	32	1	.973	Mitchell, Monmouth	38	9	104	8	.933
Chelette, Waterloo.. 15	4	30	1	.971	Cooper, Monmouth..	15	4	37	3	.932
T. Drohan, Kewanee 12	1	30	1	.969	Miller, Burlington..	42	7	88	7	.931
Burg, Monmouth.... 34	9	82	3	.968	Newmeyer, Mus.....	27	10	70	6	.930
Shiners, Muscatine 10	2	29	1	.969	Gould, Muscatine... 31	6	82	7	.927	
Bentley, Monmouth. 30	13	73	3	.966	Grimes, Ottumwa... 9	1	37	3	.927	
Hollenbeck, Wat.... 22	9	48	2	.966	Wahl, Keokuk..... 35	12	86	8	.925	
Cummings, Kewanee 10	1	27	1	.966	Hofer, Cedar Rap... 15	5	31	3	.923	
Kisner, Monmouth.. 10	1	25	1	.963	Dick, Kewanee..... 5	3	9	1	.923	
Humes, Burlington.. 38	14	86	4	.962	Caldwell, Kewanee. 19	1	51	5	.912	
Wilkus, Waterloo... 31	4	71	3	.962	Ker, Cedar Rapids.. 15	4	45	5	.907	
Blodgett, Waterloo. 34	11	40	2	.962	Adams, Ottumwa... 16	9	19	3	.903	
Tuttle, Waterloo.... 45	7	117	5	.961	McMillan, Mon..... 5	2	16	2	.900	
Rogers, Mo.-Mu.-Ke. 16	2	47	2	.961	Whittaker, Keokuk. 37	3	110	13	.897	
McConnaughty, Mus. 12	8	41	2	.961	French, Keokuk.... 9	4	19	3	.885	
Taylor, Kewanee.... 15	8	39	2	.959	Adams, Cedar Rap.. 6	1	18	3	.864	
R. Brown, Cedar R. 33	12	123	6	.957	J. Drohan, Kewanee 6	1	15	3	.842	
Grogan, Keokuk..... 8	1	19	1	.953	Betzel, Ottumwa.... 8	..	9	2	.818	

## CATCHERS.

Chapman, Ottumwa. 16	84	30	1	.991	Haley, Kewanee..... 42	228	47	8	.972
Sampson, Ott.-Mon. 38	238	29	3	.989	Goes, Waterloo..... 51	291	63	11	.970
Hanson, Waterloo... 13	67	13	1	.988	Hale, Burlington.... 63	361	77	14	.969
Hart, Muscatine.... 107	728	167	17	.981	Martine, Keokuk.... 52	85	6	3	.968
McCarthy, Cedar R. 81	538	83	13	.979	West, Cedar Rapids 25	122	33	6	.963
Jenkins, Keokuk.... 115	574	124	15	.979	Jeffries, Kew.-Mon.. 51	309	76	15	.962
Link, Ottumwa..... 83	474	128	13	.979	Andreen, Kewanee.. 45	287	71	14	.962
Fingal, Monmouth.. 90	557	151	19	.974	Fitzgerald, Mus..... 16	77	16	5	.949
Ashland, Waterloo.. 57	319	62	10	.974	Jack, Keokuk..... 11	43	3	3	.939
Rolleg, Burlington.. 74	448	79	15	.972	Jokerst, Waterloo... 22	109	12	8	.938

## PITCHERS' RECORDS.

Name and Club.	G.	IP.	Oppo.			HB.	BB.	SO.	WP.	W.	L.	T.	*N.	PC.
			AB.	H.	R.									
Ashley, Waterloo....	10	70	292	76	35	2	16	38	..	5	1	..	4	.833
Zackert, Muscatine... 34	282	1082	197	88	17	61	230	10	22	7	..	5	.759	
Grimes, Ottumwa.... 9	70	264	46	22	2	22	67	1	6	2	..	1	.750	
Gregory, Ottumwa... 23	169	684	153	74	9	44	134	4	13	5	1	4	.722	
Adams, Ottumwa.... 13	79	323	60	26	1	35	69	2	6	3	1	3	.667	
R. Brown, Cedar R.. 33	255	987	184	58	6	50	198	4	19	10	..	4	.655	
French, Keokuk..... 9	68	267	57	36	1	13	29	..	5	3	..	1	.625	
Bentley, Monmouth... 30	184	734	147	66	6	47	146	5	16	10	1	3	.615	
Cooper, Monmouth... 15	104	422	80	40	3	30	66	5	8	5	..	2	.615	

\* Neither won nor lost.

PITCHERS' RECORDS—(Continued).

Name and Club.	G.	IP.	Oppo.			HB.	BB.	SO.	WP.	W.	L.	T.	*N.	PC.
			AB.	H.	R.									
Lorenzen, Ottumwa..	33	243	981	209	82	17	50	152	2	17	11	..	5	.607
Hill, Waterloo.....	10	67	260	61	21	..	20	40	1	3	2	1	4	.600
Willis, Burlington...	27	164	675	183	94	3	29	113	..	14	10	..	3	.583
McConnaughty, Mus..	12	103	417	83	38	4	29	55	2	7	5	..	..	.583
Whittaker, Keokuk..	36	277	1098	220	117	5	78	143	9	18	13	..	3	.581
Wahl, Keokuk.....	35	287	1170	242	118	10	66	474	3	18	13	..	4	.581
Spencer, Cedar Rap..	27	194	751	150	70	3	45	75	3	12	9	1	5	.571
Newmeyer, Mus.....	27	207	813	178	81	8	50	439	9	12	9	1	5	.571
Dunn, Ottumwa.....	38	294	1180	258	111	26	61	121	..	18	14	1	5	.563
Gould, Muscatine....	30	233	940	186	100	11	95	173	9	15	12	..	3	.556
Beard, Kewanee.....	32	248	1004	232	100	8	64	171	8	15	12	..	5	.556
Healey, Ottumwa....	11	78	339	68	37	1	24	31	2	5	4	..	2	.556
Mitchell, Monmouth..	38	235	993	230	124	19	79	121	6	18	16	..	4	.529
Burg, Monmouth.....	34	191	984	248	137	6	54	121	6	14	13	..	7	.519
Jacobs, Burlington...	43	317	1295	301	162	14	71	230	19	20	19	..	4	.513
House, Kewanee.....	38	310	1212	234	128	16	90	197	14	17	17	1	3	.500
Wilkus, Waterloo....	31	202	809	154	78	7	52	131	4	11	11	..	9	.500
Gray, Cedar Rapids..	17	133	535	107	46	13	37	93	5	8	8	..	7	.500
Taylor, Kewanee....	15	117	492	106	57	12	43	59	4	7	7	..	1	.500
Caldwell, Kewanee... 19	130	559	144	82	4	24	50	6	7	7	..	5	.500	
T. Drohan, Kewanee. 12	109	423	87	35	1	20	50	1	6	6	..	..	.500	
Shinner, Muscatine... 10	90	363	68	44	6	24	40	4	5	5	..	..	.500	
Tuttle, Waterloo.... 44	326	1268	228	129	12	102	165	5	16	18	..	10	.471	
Wolverton, Keokuk... 18	59	245	123	54	1	33	45	..	8	9	..	1	.471	
Humes, Burlington... 38	264	1090	268	146	12	71	123	6	14	16	..	8	.467	
Royer, Mus.-Mon.-K. 16	128	516	124	51	6	24	54	1	6	7	1	2	.462	
Stodola, Cedar Rap.. 12	99	393	84	50	4	35	47	4	5	6	..	1	.455	
Lind, Muscatine..... 17	121	469	106	50	1	25	63	2	7	9	..	1	.438	
Hofer, Cedar Rapids. 16	116	470	87	59	12	71	83	12	6	8	..	2	.429	
Chelette, Waterloo... 15	110	436	93	49	9	40	84	2	6	8	..	1	.429	
Grogan, Keokuk..... 8	52	238	68	36	1	17	24	1	3	4	..	1	.429	
Blodgett, Waterloo... 32	211	300	185	77	6	30	136	2	11	15	..	6	.423	
Seneff, Keokuk..... 24	186	741	170	96	..	53	65	3	8	11	1	4	.421	
Fink, Cedar Rapids.. 10	50	230	52	35	7	30	41	3	2	3	..	5	.400	
Hawkins, Cedar Rap. 6	42	165	25	14	2	15	25	2	2	3	..	1	.400	
Miller, Burlington... 42	296	1191	207	109	27	84	201	7	13	21	..	8	.382	
Hollenbeck, Waterloo 23	149	625	129	82	7	50	105	5	7	12	..	4	.368	
Cummings, Kewanee. 10	79	321	64	32	3	30	38	2	3	6	..	1	.333	
Garrison, Ottumwa.. 10	76	329	77	45	5	25	46	2	2	5	..	3	.286	
Kisner, Monmouth... 10	71	291	63	48	3	30	48	4	2	5	..	3	.286	
Kew, Cedar Rapids.. 15	118	475	115	75	6	24	76	8	3	9	..	3	.250	
Pressey, O.-W.-Mon. 14	98	388	101	54	7	21	38	2	2	9	..	3	.182	

\* Neither won nor lost.

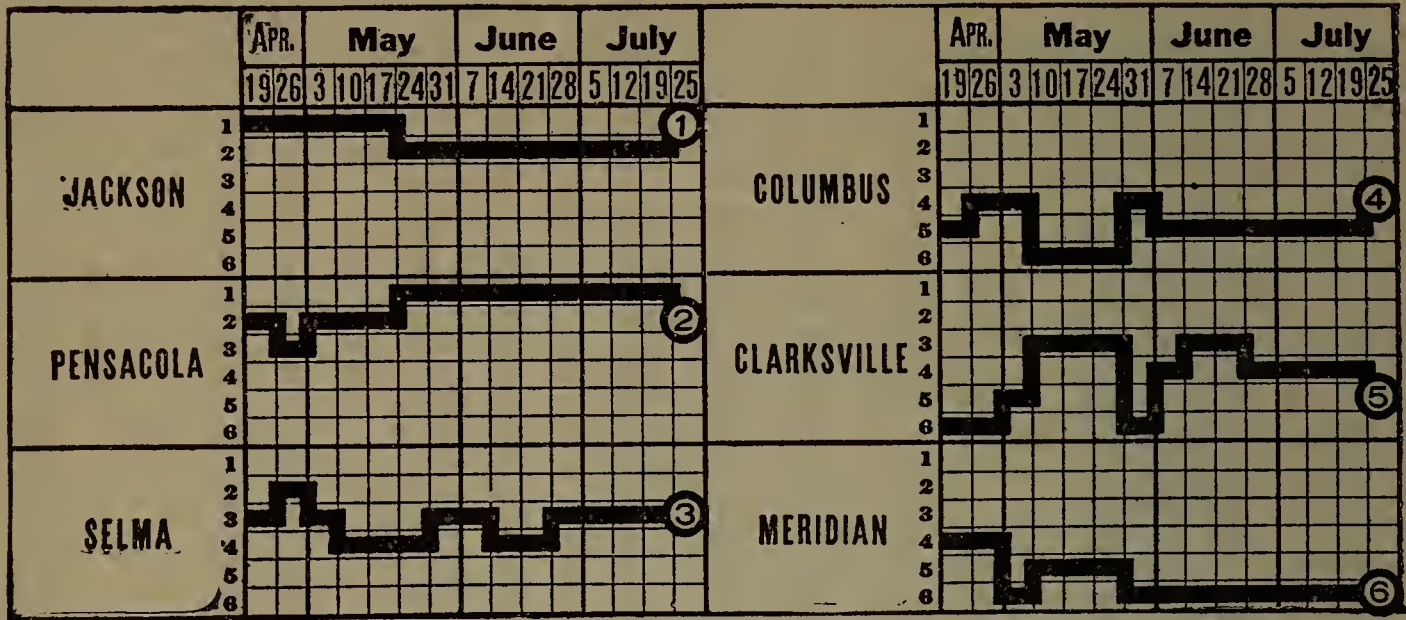
Participated in less than five games—Miller, Magill, Kline, Patrick, Frost, Burnham, Kubes, Frederick, Keokuk; Dick, Swett, Steffen, J. Drohan, Hubart, Kewanee; Betsel, Morse, Feltis, Beach, Rowe, Ottumwa; Adams, Turner, Joyce, McGuire, Cedar Rapids; Warden, Shepherd, Sapp, Schmidt, Turpin, McNeil, Lowther, Hopkins, Foreman, Davidson, Burlington; Zonderman, Tunnehill, Drohan, A. Shelton, Drum, Andrews, Waterloo; McMullan, Drohan, Magill, Campbell, Coleman, Welch, Lund, Cadigan, Drum, Simmons, Hough, Monmouth; Kreuger, Applegate, Dye, Helgeson, Muscatine.

New York State League—Johnson of Syracuse struck out eleven Wilkes-Barre batsmen, September 5, and on September 9 he struck out ten Utica men.

Virginia League—Roanoke defeated Newport News, 4-1, in thirteen innings in the afternoon of September 1, and on the same day, in the morning, Richmond and Petersburg played a thirteen-inning tie game, 4-4.

Southern League—In the game between Montgomery and Birmingham, May 12, E. Brown of Montgomery, the winner, 5-1, struck out thirteen men, and on May 16 he struck out twelve Nashville men in an eight-inning game.

# Cotton States League



## STANDING OF CLUBS AT CLOSE OF SEASON.

Club.	Won.	Lost.	PC.	Club.	Won.	Lost.	PC.
Jackson	71	24	.748	Clarksdale	41	52	.441
Pensacola	67	29	.698	Columbus	42	57	.424
Selma	52	46	.531	Meridian	22	73	.227

## CHAMPIONSHIP WINNERS IN PREVIOUS YEARS.

1910—Greenwood	.664	1912 {	Vicksburg	.633
1911—Vicksburg	.635		Greenwood	.589

## INDIVIDUAL BATTING.

Name and Club.	G.	AB.	R.	H.	SH.	SB.	PC.
Weaver, Jackson	14	32	5	14	..	1	.438
Henry, Meridian	40	162	26	59	3	8	.363
C. Smith, Meridian	92	277	47	100	18	15	.361
Hirsch, Meridian	64	189	17	67	1	1	.354
Boles, Clarksdale	30	102	15	35	1	3	.343
Steele, Jackson	97	332	54	111	9	11	.334
Blanchfield, Columbus	60	25	43	75	7	25	.333
Hawkins, Jackson	52	170	28	56	5	4	.329
Kraft, Clarksdale	57	198	48	65	..	6	.328
King, Clarksdale	86	320	35	75	6	8	.324
Spratt, Selma	67	224	26	72	3	12	.321
Bernson, Clarksdale	94	370	62	117	1	15	.316
McGill, Pensacola	37	134	20	42	5	6	.313
Kirby, Pensacola	66	218	31	16	6	18	.302
Malloy, Jackson	21	56	4	17	2	..	.303
Kennedy, Clarksdale	58	214	39	63	91	10	.299
Parker, Columbus	88	310	44	91	7	15	.293
Robertson, Jackson	94	333	64	97	11	30	.293
Erwin, Jackson	104	371	67	110	7	25	.293
Taylor, Columbus	96	355	41	104	10	10	.292
Johnson, Selma	36	117	29	34	6	6	.290
Long, Pensacola	28	108	15	31	7	7	.287
Hamilton, Pensacola	90	320	51	92	30	28	.287
Utter, Columbus	50	163	11	44	3	2	.286
Hannah, Selma	46	175	27	50	5	19	.285
Vasterling, Selma	90	322	45	92	9	12	.285
Berger, Pensacola	85	296	54	84	11	17	.283
Braun, Selma	89	315	36	89	4	6	.282
Moneymaker, Clarksdale	80	258	20	73	3	13	.282
Hauser, Pensacola	81	280	40	78	12	18	.278
Clemens, Jackson	106	336	58	92	10	21	.273
Hamblin, Pensacola	28	99	12	26	2	3	.272

## INDIVIDUAL BATTING—(Continued).

Name and Club.	G.	AB.	R.	H.	SH.	SB.	PC.
Kuhn, Columbus	103	373	61	101	15	15	.271
Holtz, Selma	69	237	31	64	8	14	.270
Graham, Columbus	21	71	10	19	2	..	.267
L. Gutterez, Selma	27	71	7	19	3	6	.267
Brewster, Jackson	105	318	37	86	11	30	.267
Tunze, Columbus	93	358	54	98	5	15	.266
Stevenson, Jackson	70	253	32	67	12	31	.265
Mills, Pensacola	26	81	10	21	2	3	.259
Mills, Jackson	104	344	69	88	14	19	.255
Harris, Pensacola	93	314	48	81	10	26	.254
Gudger, Pensacola	67	204	32	52	3	5	.254
Mayes, Selma	85	306	50	76	7	20	.248
Needles, Clarksdale	39	97	13	24	4	..	.247
W. Cowan, Selma	79	271	26	67	5	31	.246
W. Gutterez, Selma	85	289	31	71	17	8	.245
Lunsford, Columbus	37	115	17	28	2	4	.243
E. Cowan, Selma	50	194	23	56	3	13	.237
Harris, Columbus	33	106	5	25	..	2	.236
Benn, Pensacola	40	102	9	24	7	2	.235
Miller, Pensacola	106	353	74	93	6	58	.234
Besse, Clarksdale	69	222	22	52	7	2	.234
Jewell, Pensacola	79	275	37	64	14	14	.232
Sparks, Meridian	24	69	4	16	3	1	.231
McGhee, Clarksdale	23	95	6	22	1	..	.231
Peddy, Clarksdale	45	131	11	30	2	4	.229
Durmeyer, Meridian	12	46	8	11	2	1	.229
Burmeister, Pensacola	21	53	9	12	2	1	.226
Dennis, Meridian	27	120	8	27	2	2	.225
Poole, Columbus	63	202	25	56	3	7	.222
Welf, Meridian	43	171	22	48	4	14	.220
Bernstein, Columbus	68	240	33	53	11	20	.220
Clark, Meridian	91	314	88	69	10	10	.219
Vidi, Clarksdale	28	78	9	17	2	3	.217
Chappelle, Columbus	22	77	10	15	2	5	.214
P. South, Meridian	55	169	8	36	2	2	.213
Hanson, Clarksdale	56	180	15	39	1	2	.211
Overton, Selma	31	103	21	21	3	8	.203
Hodge, Meridian	93	336	43	88	5	11	.202
Russell, Clarksdale	94	450	64	90	14	20	.200
Mueller, Selma	62	191	20	38	6	9	.200
Riggs, Selma	15	45	1	9	4	3	.200
Posey, Columbus	15	41	5	8	3	..	.195
Fowler, Meridian	18	62	6	12	2	5	.195
Vinkleman, Pensacola	28	84	4	16	1	4	.191
Townsend, Pensacola	27	59	4	11	2	1	.185
Morton, Pensacola	22	49	1	9	..	..	.183
Easterling, Selma	12	40	5	7	1	1	.175
Ferritt, Clarksdale	20	57	2	10	1	..	.173
Whitmore, Clarksdale	15	37	3	6	2	1	.162
Williams, Pensacola	16	44	4	7	..	..	.159
Alexander, Meridian	31	95	2	15	1	1	.157
Moore, Clarksdale	32	14	17	18	3	1	.157
Thomas, Clarksdale	22	51	5	8	..	..	.156
Baker, Selma	40	103	6	16	..	1	.154
Brenner, Jackson	14	47	5	7	1	..	.149
Faircloth, Jackson	33	62	3	9	6	2	.145
Ray, Jackson	13	35	1	5	1	2	.142
Viley, Selma	25	60	5	8	1	1	.133
Striker, Jackson	24	91	13	12	4	3	.131
Smith, Meridian	13	32	2	4	1	..	.125
Cooper, Columbus	16	41	2	5	1	..	.121
Grantz, Meridian	13	37	..	4	..	..	.108
Beney, Jackson	22	65	4	7	3	..	.107
Subrsen, Selma	23	57	6	6	..	..	.105
Mavey, Meridian	16	50	3	5	1	..	.100
Murchner, Meridian	12	41	1	4	..	..	.097

INDIVIDUAL BATTING—(Continued).

Name and Club.	G.	AB.	R.	H.	SH.	SB.	PC.
Love, Selma .....	35	82	3	7	2	..	.085
Johnson, Meridian .....	25	60	1	4	1	..	.066
Carroll, Selma .....	10	30	..	1	1	1	.033

Players who participated in less than ten games—Jackson: Cronion, Hilson, Majors, Blackman, Elliott; Clarksdale: Brinkley, Younger, P. Smith, Black, Cox, Hayes, Dalton, Barrett, Monaghan, Beers, Lindley; Columbus: Young, Webber, Benedict, Vann, Williams, McKane, Johnson, Mooris, Penner, Newton, McKinnon, Higgins, Sevier; Meridian: Davis, Johnson, Pruitt, Ketchum, Harris, Brown, Denny, O'Neil, East, Willett, Perry, Sigmund, Drinkwater, R. South, Harb, Thomas, Krebs; Selma: Williams, Kinser, Sanford, Morton, Walker, Barrett, Clapp, Evans, Hamilton; Pensacola: Whitecraft, Jeter, Cabrera.

INDIVIDUAL FIELDING.

FIRST BASEMEN.

Name and Club.	G.	PO.	A.	E.	PC.	Name and Club.	G.	PO.	A.	E.	PC.
Kuhn, Columbus....	103	895	55	17	.983	Williams, Pensacola	16	1	19	1	.952
Berger, Pensacola...	85	717	53	14	.982	Hirsch, Meridian....	64	224	67	16	.947
Vasterling, Selma...	90	635	101	16	.978	Kraft, Clarksdale...	57	141	67	12	.945
Moore, Clarksdale...	32	230	16	6	.976	Riggs, Selma.....	15	114	1	7	.942
Steele, Jackson.....	97	729	84	25	.973	Whitmore, Clarks...	15	52	1	3	.940
Besse, Clarksdale...	69	413	30	17	.963						

SECOND BASEMEN.

Parker, Columbus...	88	215	172	16	.960	Vidi, Clarksdale....	28	45	63	13	.892
Carroll, Selma.....	10	23	22	2	.958	Durmeyer, Meridian.	12	20	36	7	.888
Alexander, Meridian	31	72	40	10	.934	W. Cowan, Selma...	79	165	134	27	.886
Clemens, Jackson...	106	236	296	37	.933	King, Clarksdale....	86	121	87	29	.878
Graham, Columbus..	21	62	49	12	.902	Jewell, Pensacola...	79	130	98	35	.866

THIRD BASEMEN.

F. Cowan, Selma...	50	66	28	7	.953	Pavey, Meridian.....	16	16	21	5	.880
L. Gutterez, Selma.	27	24	34	3	.950	Clark, Meridian.....	91	154	152	45	.871
Tunze, Columbus....	93	116	162	20	.932	Brewster, Jackson..	105	86	152	38	.862
Hamilton, Pensacola	90	81	49	17	.884	Bernson, Clarksdale.	94	148	21	32	.840

SHORTSTOPS.

Mills, Pensacola.....	26	104	46	6	.961	Overton, Selma.....	31	47	71	18	.867
Spratt, Selma.....	67	109	178	25	.919	Hodge, Meridian....	93	154	119	42	.866
Erwin, Jackson.....	104	247	190	46	.904	Henry, Meridian....	40	53	105	20	.831
Boles, Clarksdale....	30	61	78	16	.896	Hamblin, Pensacola.	28	30	81	27	.804
Harris, Pensacola...	93	247	137	49	.886						

OUTFIELDERS.

Mayes, Selma.....	85	150	9	9	.982	C. Smith, Meridian.	92	287	20	10	.936
Kirby, Pensacola....	66	218	20	7	.971	Moneymaker, Clarks.	80	171	36	16	.928
Mills, Jackson.....	104	258	33	9	.970	Long, Pensacola....	28	26	2	3	.926
Miller, Pensacola...	106	161	31	6	.970	Kennedy, Clarksdale	58	102	10	9	.925
Johnson, Selma.....	36	81	6	3	.966	Fowler, Meridian....	18	32	9	4	.911
McGill, Pensacola...	37	56	2	2	.966	Easterling, Selma...	12	17	2	2	.904
Russell, Clarksdale.	94	157	4	7	.958	Blanchfield, Col....	60	118	33	18	.890
Smith, Meridian.....	13	51	6	3	.950	Hawkins, Jackson...	52	79	15	12	.886
Hannah, Selma.....	46	69	4	4	.948	Winkleman, Pens....	28	40	20	9	.869
Welf, Meridian.....	43	82	2	4	.954	Lunsford, Columbus.	37	24	16	8	.833
Stevenson, Jackson..	70	93	1	6	.940	McGhee, Clarksdale.	23	107	11	8	.936
Holtz, Selma.....	69	139	39	10	.940	Johnson, Meridian...	25	11	10	4	.840

INDIVIDUAL FIELDING—(Continued).

PITCHERS.

Name and Club.	G.	P.O.	A.	E.	PC.	Name and Club.	G.	P.O.	A.	E.	PC.
Luhrsen, Selma.....	23	6	59	..	1000	Harris, Columbus...	33	25	39	6	.914
Malloy, Jackson.....	21	11	34	..	1000	Cooper, Columbus...	16	4	29	3	.911
Townsend, Pensacola	27	6	50	1	.982	Day, Jackson.....	13	6	14	2	.909
Cheney, Jackson.....	22	11	39	1	.980	Frantz, Meridian....	13	7	23	3	.909
Faircloth, Jackson...	33	9	66	2	.974	Needles, Clarksdale.	39	27	49	8	.904
Benn, Pensacola.....	40	29	84	3	.974	P. South, Meridian.	55	58	46	12	.896
Weaver, Jackson....	14	5	20	1	.961	Morton, Pens.-Col...	22	12	19	4	.885
Gudger, Pensacola...	67	61	63	6	.953	Love, Selma.....	35	5	49	7	.885
Brenner, Jackson...	14	14	23	2	.950	Furchner, Meridian.	12	10	21	4	.885
Thomas, Clarksdale.	22	1	37	2	.950	Bernstein, Columbus	68	100	169	35	.884
Baker, Selma.....	40	19	57	4	.950	Sparks, Meridian....	24	28	39	9	.881
Chappelle, Columbus	22	40	16	3	.949	Peddy, Clarksdale..	46	28	46	11	.870
Burmeister, Pens...	21	9	45	3	.947	Poole, Columbus.....	63	45	83	19	.870
Merritt, Clarksdale..	20	13	35	3	.941	Striker, Jackson.....	24	35	4	6	.866
Posey, Columbus.....	15	23	..	2	.920	Dennis, Meridian....	27	62	52	5	.956
Wiley, Selma.....	25	4	29	3	.916						

CATCHERS.

Utter, Columbus.....	50	284	56	15	.985	Robertson, Jackson.	94	518	108	14	.962
Braun, Selma.....	89	548	97	17	.974	Hauser, Pensacola..	81	485	77	16	.956
W. Gutterez, Selma	85	540	115	18	.971	Taylor, Columbus....	96	269	60	25	.926
Mueller, Selma.....	62	355	61	13	.969	Hanson, Clarksdale.	56	141	32	22	.884

PITCHERS' RECORDS.

Name and Club.	G.	IP.	Op.		SO.	BB.	W			L.	PC.
			H.	R.			P.	HB.	W.		
Benn, Pensacola .....	35	249	173	68	150	43	1	6	26	4	.866
Williams, Jackson .....	15	112	81	23	65	9	..	6	12	2	.851
Steele, Jackson .....	5	36	25	8	37	9	..	2	4	1	.800
Weaver, Jackson .....	11	72	59	21	34	21	2	1	7	2	.777
Gudger, Pensacola .....	27	192	143	61	105	28	1	..	17	5	.772
Faircloth, Jackson .....	32	29	198	75	138	46	2	8	15	6	.714
Luhrsen, Selma .....	23	160	121	43	92	28	3	7	11	6	.687
Kirby, Pensacola .....	8	45	37	16	23	7	..	1	4	2	.666
Townsend, Pensacola .....	25	157	141	11	100	33	5	46	6	..	.647
Malloy, Jackson .....	15	97	84	33	51	36	2	2	9	..	.642
Peddy, Clarksdale .....	22	163	158	80	105	28	3	3	13	8	.619
Burmeister, Pensacola .....	21	140	109	43	66	33	..	17	9	6	.600
Day, Jackson .....	11	60	56	31	30	12	..	3	5	4	.556
Wiley, Selma .....	24	162	154	61	52	21	4	2	11	10	.523
Kraft, Clarksdale .....	16	125	111	64	66	38	6	2	7	7	.500
Love, Selma .....	28	175	138	59	125	52	8	11	11	11	.500
Frantz, Meridian .....	13	75	87	53	29	16	3	5	4	4	.500
Harris, Columbus .....	18	138	127	64	83	38	8	14	9	9	.500
Poole, Columbus .....	35	261	246	145	163	94	21	16	16	16	.500
Morton, Columbus .....	13	81	61	29	91	27	4	2	5	5	.500
Cheney, Jackson .....	17	108	119	50	54	31	1	6	5	6	.454
Thomas, Clarksdale .....	24	155	177	81	91	20	6	5	9	11	.450
Sevier, Columbus .....	8	60	60	36	20	17	2	6	3	4	.429
Furchner, Meridian .....	5	44	43	19	21	19	4	4	2	3	.400
Baker, Selma .....	28	181	192	89	100	31	1	6	8	13	.380
Needles, Clarksdale .....	17	113	118	72	44	17	1	1	4	8	.333
South, Meridian .....	28	206	161	92	140	58	8	11	8	16	.333
Dennis, Meridian .....	18	117	145	79	54	40	7	9	5	10	.333
Merritt, Clarksdale .....	22	155	138	60	123	22	2	6	6	13	.315
Hirsch, Meridian .....	19	137	143	78	68	27	6	7	4	9	.307
Lunsford, Columbus .....	13	84	111	76	47	46	5	5	3	7	.300
Cooper, Columbus .....	15	92	115	77	54	31	1	7	3	8	.272
Sparks, Meridian .....	7	38	48	34	14	18	1	..	2	5	.167
Brenner, Jackson .....	9	69	59	35	49	23	3	5	1	5	.166
Johnson, Meridian .....	7	36	51	39	22	17	3	3	..	5	.000

# Illinois-Missouri League

## STANDING OF CLUBS AT CLOSE OF SEASON.

Club.	Won.	Lost.	PC.	Club.	Won.	Lost.	PC.
Lincoln .....	57	26	.686	Canton .....	20	26	.435
Champaign .....	53	32	.623	Kankakee .....	35	51	.407
Pekin .....	23	26	.469	Streator .....	30	57	.345

## STANDING OF CLUBS AFTER REORGANIZING, JULY 17, 1913.

Club.	Won.	Lost.	PC.	Club.	Won.	Lost.	PC.
Lincoln .....	21	11	.656	Kankakee .....	13	19	.406
Champaign .....	21	11	.656	Streator .....	9	23	.281

## CHAMPIONSHIP WINNERS IN PREVIOUS YEARS.

1908—Hannibal .....	.578	1911—Clinton .....	.574
1909—Monmouth .....	.606	1912—Lincoln .....	.598
1910—Pekin .....	.584		

## TEAM BATTING AND FIELDING AVERAGES.

Club.	Batting										Fielding			
	AB.	R.	1B.	2B.	3B.	HR.	SH.	SB.	SO.	PC.	PO.	A.	E.	PC.
Lincoln ....	2857	570	666	165	52	20	133	109	335	.315	2121	1120	144	.957
Kankakee...	3024	358	683	123	35	7	141	140	384	.280	2480	1109	174	.953
Streator.....	2984	381	697	110	29	42	66	99	533	.294	2036	1082	235	.929
Pekin.....	1616	225	376	77	18	8	61	24	211	.296	1259	538	125	.935
Champaign..	3254	416	723	120	36	21	90	150	487	.276	2492	1156	211	.945
Canton ....	1486	163	330	59	12	2	46	87	181	.271	1184	587	91	.867

## INDIVIDUAL BATTING AND FIELDING AVERAGES. STREATOR.

Name and Position.	Batting											Fielding			
	G.	AB.	R.	1B.	2B.	3B.	HR.	SH.	SB.	SO.	PC.	PO.	A.	E.	PC.
Spicer, ss.....	72	255	59	65	15	10	8	7	21	60	.392	141	181	42	.885
Hyzer, cf.....	44	174	25	54	6	3	2	5	3	18	.374	119	11	7	.949
Kahl, 1b.....	34	103	13	31	7	..	..	2	1	17	.369	192	33	15	.937
Kennedy, lf....	87	314	44	92	9	3	3	11	10	28	.341	144	11	8	.951
Coyle, 1b.....	37	133	21	33	9	1	1	3	9	13	.331	322	25	9	.974
Phillips, c.....	87	322	37	74	13	5	13	5	4	74	.326	498	125	12	.981
Schilling 1b.....	11	38	4	9	3	..	..	4	1	7	.316	90	16	5	.955
Schrenk, p.....	25	73	3	18	3	..	..	1	1	5	.288	8	54	5	.925
Ogren, 2b.....	80	307	49	77	8	..	1	2	17	42	.280	212	190	33	.924
Cramer, 3b.....	77	270	32	68	6	..	..	4	10	26	.274	117	141	22	.921
Grith, rf.-cf.-1b.	78	277	30	46	12	5	5	3	9	96	.246	132	36	19	.897
DeVine, p.-f....	36	106	8	20	4	..	2	3	..	22	.245	21	50	6	.922
Gill, p.-f.....	43	119	6	24	1	..	1	4	..	20	.210	35	62	7	.932
Kaiser, 3b.....	14	44	11	8	..	..	..	1	..	..	.182	23	27	9	.847
Carrig, cf.....	11	43	3	4	..	..	..	1	2	4	.093	34	2	..	1000

## LINCOLN.

Moore, rf.-lf....	57	198	41	54	14	8	9	7	7	30	.440	86	13	7	.932
Smith, rf.....	12	41	81	12	4	1	1	1	2	9	.439	13	..	2	.867
Dang, lf.....	69	250	64	82	17	4	..	12	10	24	.412	101	12	4	.966
Higgans, 3b....	82	311	65	70	27	4	3	14	14	26	.334	91	138	19	.923
Salliard, 1b....	80	310	46	68	19	4	2	14	8	20	.332	671	44	6	.992
O'Berta, cf....	83	341	63	83	15	9	1	8	23	41	.317	182	17	2	.990
Ehrgott, c.....	73	251	39	63	11	4	..	15	10	6	.311	398	104	9	.982
Hardy, 2b.....	83	318	52	62	21	9	1	8	10	39	.292	286	246	24	.957
Troy, ss.....	82	324	54	72	17	4	..	23	13	25	.287	137	216	40	.898
Hook, p.....	34	108	12	23	4	1	1	4	1	35	.269	14	110	12	.918
Scott, p.-rf....	43	143	19	30	7	..	1	3	2	18	.266	30	53	9	.902
Vaught, p.....	35	109	10	20	3	1	1	2	3	19	.229	5	69	2	.973
Miller, c.-rf....	26	76	13	13	2	2	..	10	3	12	.223	84	23	2	.982
Tonnesen, p....	16	53	6	9	..	1	..	1	..	13	.188	8	49	2	.966



INDIVIDUAL BATTING AND FIELDING AVERAGES—(Continued).

CHAMPAIGN.

Name and Position.	Batting											Fielding			
	G.	AB.	R.	1B.	2B.	3B.	HR.	SH.	SB.	SO.	PC.	PO.	A.	E.	PC.
Labe, cf.-3b....	46	167	45	47	4	6	2	3	37	24	.355	96	48	21	.873
Bossolgni, lf.-cf.	81	303	42	78	11	4	6	5	6	29	.327	125	18	6	.959
Paderni, ss.....	16	52	9	13	1	2	..	2	3	6	.308	28	39	11	.859
Deihl, cf.-rf.-lf.	82	293	41	70	15	5	..	11	19	32	.307	152	12	9	.948
Utrecht, p.-f...	77	261	31	69	11	..	..	8	9	41	.307	87	60	7	.941
Warden, p.-rf..	40	107	16	22	6	2	2	1	3	12	.299	23	55	7	.917
C.Fleming, 3b-ss	85	321	59	69	15	8	2	20	25	46	.293	163	249	26	.941
Tyree, c.....	86	339	40	86	11	1	..	11	7	44	.288	530	103	18	.972
Wilson, 2b.....	77	283	37	59	15	1	6	6	10	39	.286	192	181	36	.912
Wetzel, cf.....	19	74	5	16	2	1	2	1	2	23	.283	38	3	..	1000
Hannah, 1b.....	86	365	29	91	10	..	..	5	8	23	.276	844	51	19	.979
Liabie, rf.....	14	52	4	11	1	1	..	..	1	9	.270	16	7	5	.821
Eller, p.-rf.....	49	129	15	21	5	3	1	5	4	40	.232	29	48	7	.916
Tadlock, p.....	28	76	5	11	2	..	..	..	..	19	.171	2	55	1	.982
Anderson, 3b...	66	226	16	30	6	1	..	6	9	62	.163	82	153	17	.933
J.Fleming, rf-lf	22	74	9	10	..	..	..	6	3	15	.135	35	3	3	.927

KANKAKEE.

Holzouser, rf..	76	291	43	90	21	7	..	10	14	15	.405	221	29	11	.958
Suttles, 3b.....	74	261	24	63	19	2	1	7	15	23	.325	97	106	17	.922
Randall, lf.-cf.	86	311	41	83	9	6	..	28	22	31	.315	147	8	1	.993
Schafer, cf.....	53	206	45	53	9	..	2	12	17	14	.311	114	23	5	.965
Kelley, 2b.....	81	311	41	74	15	6	1	17	10	34	.309	212	200	14	.967
Rains, c.....	76	264	37	66	10	3	1	8	17	27	.303	461	84	8	.985
Darling, 1b.-ss.	87	328	27	73	12	6	..	15	9	48	.277	665	121	27	.966
Knight, ss.....	86	320	39	72	11	2	..	18	20	44	.265	134	194	39	.893
Lutgen, c.....	47	142	11	27	6	..	1	1	2	39	.239	250	48	7	.977
Miller, p.-f.....	12	37	3	4	2	2	..	1	1	8	.216	20	10	..	1000
Crow, rf.....	28	75	4	11	3	1	..	5	2	19	.200	49	8	5	.919
Curry, p.-f.....	18	48	5	9	..	..	..	2	3	14	.187	17	11	1	.965
Carrow, p.....	33	104	12	18	1	..	..	2	3	13	.182	21	72	6	.939
Ruth, p.-f.....	44	145	12	19	3	..	1	4	1	30	.159	26	52	9	.892
Major, cf.-lf....	11	34	3	3	2	..	..	1	2	6	.147	20	2	1	.956
Wright, p.....	24	68	5	9	..	..	..	3	..	12	.132	13	71	7	.923
George, p.....	13	38	2	4	..	..	..	4	1	5	.105	3	39	5	.893

PEKIN.

Lucas, 1b.....	34	132	24	43	13	4	1	5	12	16	.462	315	12	9	.973
McCann, c.....	43	152	21	45	9	4	..	5	16	7	.382	296	57	9	.975
Herbert, 2b.....	31	112	20	29	8	2	..	2	15	14	.348	59	78	9	.911
Linderbeck, lf..	16	63	11	17	2	..	2	1	3	2	.333	19	2	2	.913
Walleser, ss....	32	112	22	28	8	1	..	8	24	11	.330	80	89	14	.923
Desmond, 3b....	49	182	23	45	11	..	1	7	16	25	.313	53	50	21	.831
Fink, p.....	17	44	5	13	..	..	..	2	1	2	.295	10	29	1	.975
Ledger, ss-2b-rf.	31	102	12	24	4	1	..	5	4	14	.284	58	45	17	.858
Powell, f.-2b...	49	191	24	44	6	5	2	8	14	28	.277	83	28	13	.895
Abrams, 1b.-f.-c.	39	136	12	28	2	1	..	2	3	22	.228	149	7	8	.951
Heckstein, p...	17	36	6	5	1	1	..	1	..	19	.194	6	44	3	.959

CANTON.

Boone, p.....	16	45	5	19	4	..	..	..	1	5	.511	4	43	5	.904
Sullivan, cf.-2b.	46	165	28	39	11	2	..	7	12	21	.315	114	90	15	.931
St. John, lf....	46	174	27	45	4	10	..	5	22	12	.287	79	110	7	.928
Taylor, p.-f.....	25	76	8	18	2	..	..	..	7	6	.263	33	47	9	.899
Neighbors, rf...	45	176	15	35	7	3	..	2	10	17	.256	49	..	5	.917
Halstead, p.....	23	70	5	14	2	..	..	2	..	10	.228	17	60	5	.939
Moffitt, ss.....	37	127	7	23	4	..	..	4	5	18	.213	62	86	16	.903
Beeson, 1b.....	46	168	16	31	..	2	..	10	9	28	.196	468	30	9	.968
Peirce, 2b.....	21	81	8	10	1	..	..	4	3	5	.136	49	60	3	.973

PITCHERS' RECORDS.

Name.	G.	IP.	Opp.			HB.	BB.	SO.	WP.	W.	L.	PC.
			AB.	H.	R.							
Fink	13	84	369	68	35	5	36	58	3	9	2	.818
Tonneson	14	121	438	112	43	5	31	41	2	9	3	.750
Hook	25	202 2-3	740	213	81	3	6	84	2	16	6	.727
Vaught	33	269 1-3	960	212	98	14	57	166	4	21	11	.656
Tadlock	27	199	752	156	84	8	54	136	4	15	8	.652
Warden	17	150	573	154	65	5	34	53	4	10	6	.625
Utrecht	18	128	468	115	36	4	30	52	3	10	6	.625
Eller	28	216 2-3	823	171	60	12	26	141	2	15	10	.600
Ruth	25	194 1-3	694	132	76	7	79	137	12	13	9	.591
Carrow	25	208 1-3	808	213	108	10	64	122	4	11	13	.541
De Vine	23	172 1-3	630	174	86	18	49	106	10	10	11	.476
Scott	20	153 2-3	592	145	69	14	66	89	5	8	9	.471
Heckstein	14	112 1-3	436	107	64	7	40	87	3	7	8	.466
Schrenk	22	169 1-3	642	148	81	6	44	97	3	8	10	.444
Halstead	18	142 1-3	585	157	82	6	33	59	1	6	9	.400
Wright	23	206 2-3	710	186	87	11	39	136	7	8	13	.381
Boone	11	67	282	74	42	..	19	39	3	3	5	.375
George	12	92 2-3	367	102	44	..	24	29	1	4	7	.363
Girth	11	42	116	33	30	3	21	22	4	1	3	.250
Gill	23	159 1-3	591	149	93	11	65	71	6	4	15	.211

PITCHERS' RECORDS—LESS THAN TEN GAMES.

STREATOR.

Mortenson	1	4 2-3	17	6	3	..	7	..	..	1	..	1000
Walton	8	45 2-3	191	51	34	3	24	19	1	3	3	.500
Higgins	3	27	106	28	12	1	5	15	..	1	2	.333
McIntyre	6	22	96	33	26	3	13	11	2	1	3	.250
Sheehan	8	49 1-3	197	50	40	2	16	20	..	1	3	.250
Grace	2	7	31	9	8	1	3	3	..	..	1	.000
Hoppe	1	3	13	5	2	1	1	3	..	..	..	.000
Olson	1	2-3	3	1	1	..	..	1	1	..	..	.000
Swingle	2	6 1-3	30	9	4	1	3	2	1	..	1	.000
Cline	1	4 2-3	20	5	2	1	1	5	..	..	..	.000
Ranille	2	9 1-3	42	13	11	1	5	5	..	..	1	.000

LINCOLN.

O'Dell	1	7	26	8	3	2	3	..	..	1	..	1000
Beaver	6	46	174	50	26	6	19	26	2	3	1	.750
Mistensck	1	4	20	6	4	..	2	2	1	..	1	.000
Donnavan	3	8 2-3	33	10	4	1	9	4	1	..	1	.000
Grogan	1	8	27	4	2	1	4	4	1	..	1	.000
Elliott	2	13 1-3	50	14	8	2	3	3	..	..	1	.000

CHAMPAIGN.

Barnes	2	11 1-3	46	5	7	6	2	2	..	..	1	.000
--------	---	--------	----	---	---	---	---	---	----	----	---	------

KANKAKEE.

Miller	4	33	113	25	12	1	10	19	1	2	2	.500
Curry	4	30 1-3	116	38	23	1	9	9	..	2	2	.500
Freiburg	5	42	155	37	21	4	12	21	1	2	3	.400
Davidson	4	24	103	26	26	1	17	7	..	1	3	.250
Darling	2	7 2-3	28	8	7	2	2	2	..	..	..	.000
D'Armody	3	7 1-3	27	10	3	1	7	4	..	..	..	.000
Burns	1	2 2-3	11	4	4	..	4	..	..	..	..	.000
Graham	1	9	26	6	4	..	9	5	1	..	1	.000

PEKIN.

Swinehart	3	22 2-3	89	28	17	4	15	10	1	2	1	.667
Simms	8	50 1-3	155	35	22	4	46	26	3	2	3	.400
Clayton	9	89	291	81	48	5	29	37	6	1	6	.143
Bales	1	..	4	4	3	1	1	..	..	..	..	.000

CANTON.

Taylor	9	76 1-3	299	62	25	5	26	36	..	5	4	.555
Burgess	4	17 1-3	125	18	14	1	11	15	1	1	2	.333
Brown	1	3 2-3	17	6	6	..	5	3	..	..	..	.000

# Empire State League

## STANDING OF CLUBS AT CLOSE OF FIRST SEASON.

Club.	Won.	Lost.	PC.	Club.	Won.	Lost.	PC.
Valdosta .....	32	15	.681	Americus .....	21	28	.429
Cordele .....	29	21	.586	Waycross .....	19	27	.413
Thomasville .....	25	23	.521	Brunswick .....	19	31	.380

## STANDING OF CLUBS AT CLOSE OF SECOND SEASON.

Club.	Won.	Lost.	PC.	Club.	Won.	Lost.	PC.
Thomasville .....	32	17	.653	Americus .....	24	26	.480
Valdosta .....	26	25	.510	Brunswick .....	23	26	.469
Waycross .....	24	25	.490				

## CHAMPIONSHIP SERIES.

Club.	Won.	Lost.	PC.	Club.	Won.	Lost.	PC.
Thomasville .....	4	2	.667	Valdosta .....	2	4	.333

## INDIVIDUAL BATTING.

Name and Club.	G.	AB.	R.	H.	2B.	3B.	HR.	PC.
Chancey, Americus .....	102	368	68	142	32	4	10	.383
Jordan, Valdosta .....	96	378	69	130	34	2	2	.343
Murphy, Thomasville .....	73	281	55	95	18	8	4	.338
Hawkins, Valdosta-Brunswick .....	60	229	33	76	10	3	..	.332
Bowen, Americus .....	96	364	57	118	10	2	3	.321
Parker, Thomasville .....	23	84	13	27	3	..	1	.321
Gray, Cordele .....	22	85	11	27	..	..	..	.317
Morse, Valdosta-Brunswick .....	101	361	45	114	12	..	..	.316
Hurley, Valdosta .....	89	350	55	109	14	8	3	.311
Brazier, Cordele .....	102	393	58	121	14	5	4	.308
Wassem, Cordele .....	83	314	64	96	17	3	4	.305
Van Landingham, Valdosta .....	101	422	72	128	24	3	1	.303
Anderson, Waycross .....	85	302	36	91	12	2	3	.301
Stone, Cordele .....	27	102	18	30	..	..	..	.294
Kuhlman, Americus .....	73	273	31	79	9	1	..	.289
Bowden, Cordele .....	59	217	31	62	11	2	2	.285
Roth, Thomasville .....	57	159	23	45	10	..	4	.283
Davenport, Thomasville .....	60	244	26	68	11	2	5	.278
Schuyler, Brunswick .....	98	372	45	103	19	3	4	.277
Bernstein, Americus .....	27	108	15	30	6	..	..	.277
Manchester, Americus .....	98	310	39	84	14	3	..	.271
Brouthers, Waycross-Americus .....	100	360	48	97	10	2	3	.269
Werner, Americus .....	43	128	12	34	6	3	1	.265
Day, Cordele .....	93	328	47	87	20	4	1	.265
Griffin, Americus .....	101	377	44	100	21	..	1	.265
Wagon, Americus-Thomasville .....	81	308	60	81	12	1	1	.263
Bitting, Waycross .....	35	141	19	37	..	..	..	.262
Jones, Waycross .....	42	150	18	39	7	..	..	.260
Parker, Brunswick .....	85	327	41	84	11	1	1	.254
Pierre, Valdosta-Brunswick .....	85	299	39	75	2	..	..	.254
Dudley, Thomasville .....	76	278	33	70	9	1	3	.252
Medlock, Waycross-Valdosta .....	79	279	36	70	16	3	4	.251
Murch, Thomasville .....	80	302	42	86	11	..	4	.251
Eubanks, Cordele .....	91	308	46	87	17	1	3	.250
Fenton, Waycross .....	98	336	36	87	16	1	7	.250
Alperman, Waycross .....	14	56	4	14	..	..	..	.250
Wahoo, Waycross .....	25	60	6	15	..	..	..	.250
Wolfe, Americus .....	22	68	9	17	..	..	..	.250
Cates, Brunswick .....	34	96	11	23	5	1	..	.250
Lloyd, Waycross .....	33	116	13	29	5	..	..	.250
Smith, Cordele .....	36	141	20	35	..	..	..	.248
McLendon, Cordele .....	64	238	15	59	8	2	..	.247
Siefert, Brunswick .....	34	126	11	31	..	..	..	.246
McManus, Waycross .....	25	53	2	13	..	..	..	.245

INDIVIDUAL BATTING—(Continued).

Name and Club.	G.	AB.	R.	H.	2B.	3B.	HR.	PC.
Franks, Brunswick-Valdosta	88	319	30	77	12	4	1	.244
Kite, Brunswick	47	152	16	37	6	..	1	.243
Seigfried, Brunswick	93	332	43	79	18	1	..	.242
Walker, Brunswick	41	149	18	36	..	..	..	.241
Hall, Cordele	38	117	12	28	1	..	..	.240
Shuman, Waycross	82	244	26	58	10	1	1	.239
Reagan, Cordele	102	367	49	87	7	..	..	.237
Cheney, Thomasville	25	76	6	18	3	..	..	.236
Champlin, Thomasville	97	335	37	79	11	..	4	.235
Mullin, Brunswick	78	297	32	69	18	..	2	.232
Wilder, Cordele	30	95	10	22	2	..	..	.231
Kates, Thomasville	28	104	11	24	..	..	..	.230
Hartner, Brunswick	43	132	20	35	4	..	2	.229
Barnett, Thomasville	97	339	31	76	19	..	1	.224
Davenport, Cordele	13	50	3	11	1	..	..	.222
Wilkes, Thomasville-Cordele	50	169	18	36	4	7	1	.213
Day, Thomasville	24	60	10	17	1	..	..	.213
Bundy, Brunswick	37	147	16	31	..	..	..	.210
Heidt, Cordele	43	144	7	30	3	..	1	.209
Zellers, Valdosta	51	149	16	31	2	..	..	.208
Schwartz, Valdosta	71	258	24	53	4	..	1	.205
Humphries, Cordele	44	158	17	32	..	..	..	.203
Daley, Waycross..	17	66	1	13	..	..	..	.197
Gillespie, Cordele	30	79	3	15	3	..	..	.190
Stewart, Americus	16	47	2	9	4	..	1	.190
Clarke, Waycross	47	116	9	22	2	1	..	.188
Leininger, Valdosta-Brunswick	94	332	41	62	..	..	..	.186
Vaughn, Valdosta	10	33	3	6	..	..	..	.182
Herring, Waycross	18	57	4	10	..	..	..	.175
Rafferty, Waycross	22	75	12	13	..	..	..	.173
Coveney, Waycross	29	89	7	15	..	..	..	.167
Holiday, Waycross	27	96	9	15	..	..	..	.156
Stiles, Thomasville	23	65	..	10	..	..	..	.153
Fillengem, Cordele	34	106	5	16	..	..	..	.151
Dacey, Americus	55	172	16	27	..	..	..	.151
Clancey, Waycross	29	78	7	11	..	..	..	.141
Pratt, Americus	19	55	4	7	..	..	..	.127
Utter, Americus-Valdosta	27	76	4	10	..	..	..	.132
Winges, Valdosta	43	122	6	14	..	..	..	.114

Players who participated in less than ten games—Chambers, Stewart, Walker, Spaugh, Faircloth.

INDIVIDUAL FIELDING.

FIRST BASEMEN.

Name and Club.	G.	PO.	A.	E.	PC.	Name and Club.	G.	PO.	A.	E.	PC.
Morse, Brunswick...	101	873	79	17	.982	Jones, Waycross....	42	359	29	7	.956
Holiday, Waycross..	27	275	20	6	.980	Day, Cordele.....	93	768	63	38	.956
Davenport, Thomas.	70	616	36	14	.980	Kates, Thomasville.	28	57	6	7	.900
Hurley, Valdosta*..	89	325	42	12	.979	Griffin, Americus....	101	983	77	21	.880

\* Also played in outfield.

SECOND BASEMEN.

Jordan, Valdosta....	96	291	262	16	.972	Parker, Brunswick.	85	171	148	28	.925
Kuhlman, Americus	73	170	194	20	.970	Lloyd, Waycross....	33	68	71	16	.897
Parker, Thomasville	23	67	27	4	.959	Bundy, Brunswick...	37	56	66	18	.871
Reagan, Cordele....	102	230	283	25	.955	Mills, Thomasville..	14	34	5	6	.866
Murch, Thomasville	80	274	184	22	.954						

THIRD BASEMEN.

Daley, Waycross....	17	32	26	4	.935	McLendon, Cordele.	64	100	133	30	.886
Bowen, Americus...	96	146	201	25	.932	Humphries, Cordele.	44	54	47	14	.878
Champlin, Thomasv.	97	148	212	32	.910	Leininger, Br.-Val..	94	132	188	45	.876
Bitting, Waycross...	35	50	73	15	.891						

INDIVIDUAL FIELDING—(Continued).

SHORTSTOPS.

Name and Club.	G.	P.O.	A.	E.	PC.	Name and Club.	G.	P.O.	A.	E.	PC.
Schwartz, Valdosta.	71	141	183	23	.934	Mullen, Brunswick..	78	150	160	40	.878
Anderson, Waycross.	85	131	168	23	.928	Murphy, Thomasv'e.	73	147	177	47	.873
Heidt, Cordele.....	43	54	84	12	.920	Gray, Cordele.....	22	31	45	14	.844
Bernstein, Americus	27	63	73	17	.888	Smith, Cordele.....	36	69	58	35	.784
Clancey, Waycross..	28	41	31	10	.888						

OUTFIELDERS.

Wagon, Thomasv'e	81	147	8	1	.994	Walker, Brunswick*	41	47	55	6	.944
Schuyler, Brunswick	88	156	23	2	.989	Brouthers, Am.-Wy.	100	312	138	29	.939
Fenton, Waycross...	98	258	16	7	.980	Barnett, Thomasv'e	97	119	18	9	.938
Stone, Cordele.....	27	41	6	1	.979	Seigfried, Brunsw'k	93	287	78	26	.931
Franks, Brunswick.	88	133	15	5	.968	Anderson, Waycross	85	131	169	23	.928
Chancey, Americus.	102	133	14	7	.954	Davenport, Cordele.	13	23	..	2	.920
Wilkes, Thom.-Cor..	50	125	21	7	.954	Brazier, Cordele....	99	155	11	17	.908
Medlock, Val.-Way..	79	141	24	9	.948	Rafferty, Waycross..	22	38	39	8	.906
Hawkins, Val.-Br...	60	96	24	7	.945	Wassem, Cordele....	83	115	22	11	.902
Alperman, Waycross	14	24	10	2	.944						

\* Also was pitcher.

CATCHERS.

Dudley, Thomasville	76	538	66	10	.982	Siefert, Brunswick..	34	170	14	6	.968
Eubanks, Cordele...	91	648	96	14	.982	Wahoo, Waycross...	25	85	11	5	.950
Coveney, Waycross.	29	111	23	3	.978	Manchester, Amer..	96	510	134	34	.948
Kite, Brunswick....	47	309	44	9	.975	Shuman, Waycross*	82	316	58	16	.944
Pierce, Brunswick..	85	450	96	15	.973	Utter, Valdosta.....	27	46	11	5	.919
VanLandingham, V.*	101	321	71	13	.968	Bowden, Cordele*...	59	193	31	20	.914

\* Also played in outfield.

PITCHERS.

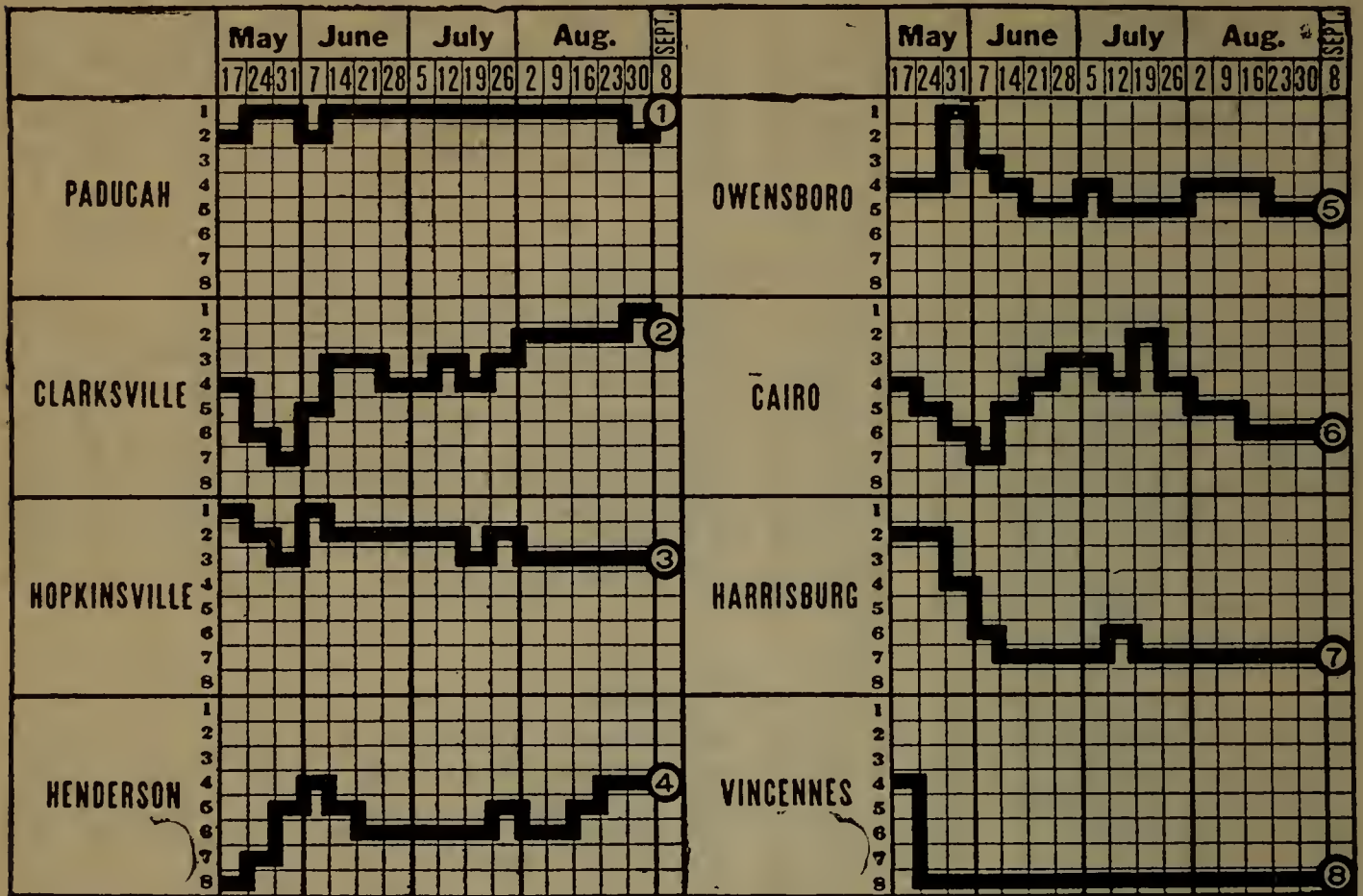
Stewart, Brunswick	9	2	20	..	1000	Gillespie, Cordele....	30	12	58	5	.934
Day, Thomasville...	24	9	36	1	.978	Spaugh, Waycross..	4	1	13	1	.933
McManus, Waycross	25	11	44	2	.978	Wolfe, Americus....	22	17	20	3	.925
Hartner, Brunswick*	43	29	50	2	.975	Roth, Thomasville*..	57	41	62	9	.919
Cates, Brunswick*..	34	20	48	2	.971	Clarke, Waycross*..	47	18	66	8	.914
Cheney, Thomasville	25	12	48	2	.961	Winges, Valdosta*..	43	38	69	10	.914
Hall, Cordele*.....	38	16	57	3	.960	Werner, Americus*..	43	14	25	4	.907
Walker, Valdosta...	9	13	9	1	.956	Zellers, Valdosta*..	51	26	48	8	.902
Pratt, Americus....	19	8	32	2	.952	Wilder, Cordele.....	30	9	61	9	.891
Stewart, Americus..	16	5	14	1	.950	Vaughn, Valdosta...	10	2	18	3	.869
Dacey, Americus*...	55	87	37	7	.946	Stiles, Thomasville.	24	4	52	9	.861
Herring, Waycross..	18	7	25	2	.941	Faircloth, Waycross	8	7	20	5	.844
Fillngem, Cordele..	34	14	89	6	.934						

\* Also played in outfield.

PITCHERS' RECORDS.

Name and Club.	W.	L.	PC.	Name and Club.	W.	L.	PC.
Dacey, Americus.....	9	3	.750	Elrod, Thom.-Val.....	5	5	.500
Day, Thomasville.....	16	6	.727	Stewart, Brunswick....	4	4	.500
Winges, Valdosta.....	17	7	.708	McManus, Waycross....	5	6	.455
Roth, Thomasville.....	18	8	.692	Hall, Cordele.....	12	16	.429
Hartner, Brunswick....	15	8	.652	Werner, Americus.....	9	12	.429
Clarke, Waycross....	16	9	.640	Stewart, Americus....	4	6	.400
Cheney, Thomasville...	1	6	.625	Faircloth, Waycross....	2	3	.400
Wilder, Cordele.....	10	10	.615	Herring, Waycross....	5	8	.385
Fillngem, Cordele....	15	10	.600	Stiles, Thomasville....	8	13	.381
Pratt, Americus.....	9	6	.600	Vanderlip, Valdosta....	3	5	.375
Vaughn, Valdosta.....	5	4	.556	Gillespie, Cordele.....	5	10	.333
Zellers, Valdosta.....	15	13	.536	Walker, Brunswick....	3	10	.231
Cates, Brunswick.....	11	11	.500				

# Kentucky-Indiana-Tennessee League



## STANDING OF CLUBS AT CLOSE OF SEASON.

Club.	Pad.	Clar.	Hop.	Hen.	Owen.	Cai.	Har.	Vin.	Won.	Lost.	P.C.
Paducah .....	..	14	8	7	12	12	12	15	80	47	.630
Clarksville .....	5	..	9	11	10	14	14	15	78	47	.624
Hopkinsville .....	10	9	..	8	10	8	14	14	73	53	.579
Henderson .....	11	6	9	..	7	14	12	11	70	55	.560
Owensboro .....	6	7	9	11	..	9	12	15	69	56	.552
Cairo .....	6	4	11	4	7	..	11	14	57	68	.456
Harrisburg .....	6	4	4	6	7	7	..	8	42	85	.331
Vincennes .....	3	3	3	8	3	4	10	..	34	92	.269

## CHAMPIONSHIP WINNERS IN PREVIOUS YEARS.

1910	Vincennes .....	.610	1911—Fulton .....	.694
	McLeansboro .....	.690	1912—Clarksville .....	.701

## INDIVIDUAL BATTING.

Name and Club.	G.	AB.	R.	H.	SB.	SH.	2B.	3B.	HR.	P.C.
Hodge, Harrisburg .....	13	43	8	18	3	..	2	1	..	.419
C. Snyder, Henderson .....	12	43	6	15	..	1	2	1	1	.349
Heckert, Clarksville .....	125	483	99	166	32	24	32	9	3	.345
Russell, Cairo .....	33	125	23	43	11	2	7	..	..	.344
Spair, Henderson .....	117	442	82	151	58	13	20	8	5	.342
Burgess, Paducah .....	125	507	101	172	67	10	20	15	6	.339
Hart, Clarksville .....	125	504	102	170	25	20	38	7	12	.337
Ashby, Vincennes .....	110	432	58	145	29	8	29	4	1	.336
Smith, Cairo .....	102	365	58	120	28	11	18	13	..	.329
Brockett, Harrisburg .....	120	469	70	152	27	12	18	14	3	.324
Jolly, Clarksville .....	116	460	81	147	17	12	39	5	4	.320
Cox, Harrisburg .....	118	451	61	142	11	18	17	7	6	.315
Taylor, Paducah-Harrisburg .....	102	392	50	123	14	9	23	1	1	.314
Bradshaw, Harrisburg .....	127	515	96	159	31	4	18	6	2	.309
Dayton, Hopkinsville .....	109	450	82	138	36	10	19	15	7	.307
Whittaker, Paducah .....	109	442	86	135	30	28	21	9	5	.305
Murray, Cairo .....	81	282	46	86	12	14	9	8	2	.305

## INDIVIDUAL BATTING—(Continued).

Name and Club.	G.	AB.	R.	H.	SB.	SH.	2B.	3B.	HR.	PC.
Van Horn, Vincennes.....	100	357	58	108	22	9	19	4	3	.302
Kelly, Paducah .....	99	356	72	107	23	13	18	8	2	.301
Woody, Clarksville-Hopkinsville ....	115	426	85	128	33	20	15	17	3	.300
Lockhart, Vincennes .....	100	367	54	110	16	10	24	8	2	.300
Henderson, Paducah .....	60	207	32	62	7	16	9	1	..	.300
Haig, Vincennes .....	36	145	15	43	4	1	11	..	3	.297
Pickering, Vincennes-Henderson ....	102	369	59	109	40	10	11	9	2	.295
Gosnell, Paducah .....	123	499	72	147	32	14	26	9	5	.295
Vogt, Hopkinsville .....	126	440	83	130	30	6	22	11	13	.295
Hurst, Paducah .....	124	452	77	133	23	44	22	6	6	.294
Enloe, Clarksville .....	120	465	62	137	13	26	21	5	5	.294
Jones, Vincennes .....	10	24	1	7	3	1	1	..	..	.291
Darcy, Paducah .....	24	97	15	28	10	4	4	1	1	.289
Taafe, Harrisburg .....	21	76	10	22	6	1	2	1	..	.289
Hughes, Cairo-Hopkinsville .....	124	471	61	134	15	10	32	11	1	.285
Ludwig, Vincennes .....	78	277	44	79	9	14	21	3	3	.285
White, Owensboro .....	48	165	20	47	4	5	6	..	1	.285
Allen, Clarksville .....	76	304	50	86	9	7	18	7	4	.283
Smith, Hopkinsville .....	125	493	95	139	51	16	11	13	6	.282
Jones, Hopkinsville .....	43	171	28	48	10	8	4	7	2	.281
McArthur, Hopkinsville .....	71	240	43	67	15	3	12	5	3	.280
Johnson, Owensboro .....	47	157	9	44	4	3	3	2	..	.280
Brouthers, Paducah .....	111	364	52	102	13	29	14	4	1	.280
Wheeler, Harrisburg .....	45	161	13	45	9	4	3	3	..	.280
Long, Hopkinsville .....	99	402	72	112	21	7	20	14	7	.279
Dugger, Owensboro .....	111	421	55	117	16	7	28	4	8	.278
Jones, Cairo .....	115	430	48	119	27	9	24	8	2	.277
Kessling, Cairo .....	120	428	63	118	23	11	18	10	2	.276
Tomer, Henderson .....	126	490	81	135	17	15	18	14	4	.275
Sears, Owensboro .....	118	414	62	113	18	4	29	2	4	.273
Baine, Owensboro .....	39	150	20	41	9	7	5	2	1	.273
Everett, Vincennes .....	13	44	5	12	1	3	..	1	..	.273
Gossage, Owensboro .....	41	125	17	34	2	3	6	..	..	.272
Johnson, Paducah .....	126	448	49	121	11	24	29	9	3	.270
Means, Hopkinsville .....	21	71	12	19	..	1	4	2	..	.268
Terhune, Vincennes .....	22	64	8	17	..	2	1	..	..	.266
W. Snyder, Henderson.....	124	449	52	119	25	10	11	8	1	.265
Turner, Henderson .....	22	57	8	15	4	2	2	2	..	.263
Salzgeber, Henderson .....	44	157	15	41	3	1	6	5	4	.261
Meatte, Harrisburg .....	24	92	7	24	5	2	4	1	..	.261
Stultz, Cairo-Vincennes .....	44	139	17	36	1	3	7	1	..	.259
Kimball, Vincennes .....	82	306	49	79	15	10	18	2	1	.258
Cornell, Hopkinsville .....	40	120	12	31	4	3	5	1	1	.258
Budke, Owensboro .....	126	412	67	106	40	21	19	7	..	.257
Brandon, Harrisburg .....	15	39	4	10	..	1	1	1	..	.257
Adams, Vincennes .....	20	74	9	19	1	2	7	1	1	.257
Cobley, Harrisburg .....	40	133	21	34	15	5	6	1	..	.256
Schneider, Hopkinsville .....	34	133	31	34	12	2	9	6	1	.256
Stelle, Harrisburg .....	108	436	69	111	30	12	9	1	..	.255
Donahue, Harrisburg .....	84	287	31	73	18	10	10	1	1	.254
B. Anderson, Vincennes.....	65	220	25	56	4	11	13	1	..	.254
Quirey, Owensboro .....	121	445	58	112	20	13	19	4	7	.252
Robidon, Owensboro .....	98	370	50	93	20	8	12	2	..	.251
Kortum, Clarksville .....	103	403	62	101	18	23	12	6	..	.251
Hood, Harrisburg .....	12	32	4	8	1	..	2	1	..	.250
Cahill, Henderson .....	116	432	57	107	16	16	19	4	4	.248
Plummer, Hopkinsville .....	126	472	70	116	28	14	18	5	..	.246
Ling, Owensboro .....	111	372	50	91	14	46	9	2	..	.245
Mullin, Paducah .....	45	147	18	36	3	6	5	2	1	.245
Hurless, Hopkinsville .....	10	41	2	10	6	1	1	..	..	.244
Overton, Cairo .....	64	206	47	50	22	10	15	7	..	.243
Markham, Owensboro .....	21	62	3	15	..	4	1	1	..	.242
Engman, Cairo .....	125	438	53	105	20	29	19	4	1	.240
Pfeiffer, Clarksville .....	40	154	14	37	5	4	7	2	..	.240
Pigue, Vincennes .....	27	92	11	22	1	8	2	2	..	.239
McAndrews, Vincennes .....	16	46	5	11	..	2	2	..	..	.239

INDIVIDUAL BATTING—(Continued).

Name and Club.	G.	AB.	R.	H.	SB.	SH.	2B.	3B.	HR.	PC.
D. Anderson, Vincennes.....	18	63	11	15	6	5	1	1	..	.238
Johnson, Hopkinsville .....	38	130	15	31	..	2	4	..	1	.238
Webber, Owensboro .....	96	325	45	77	10	15	10	3	1	.237
Heck, Owensboro .....	26	93	16	22	5	6	7	..	..	.237
Manuel, Henderson .....	90	308	34	73	14	18	9	3	1	.237
Harrison, Owensboro .....	111	360	53	85	21	11	21	4	2	.236
Faulkinberry, Cairo .....	20	68	6	16	..	3	3	1	..	.235
Kuykendall, Paducah .....	50	151	23	35	3	4	6	3	1	.232
Felton, Cairo .....	18	65	2	15	1	2	2	1	..	.231
Lingle, Cairo .....	113	377	44	87	21	8	15	6	2	.231
Pearson, Hopkinsville .....	34	105	8	24	..	4	2	1	2	.229
Franks, Harrisburg .....	83	293	31	67	5	11	11	7	3	.229
McGann, Paducah .....	28	88	13	20	2	3	3	..	..	.227
Kalkhoff, Hopkinsville .....	118	387	40	88	15	21	11	4	2	.227
Bailey, Cairo-Henderson .....	18	53	9	12	2	1	4	..	3	.227
Weber, Henderson .....	121	411	96	92	71	11	13	9	5	.224
Schlenker, Clarksville .....	122	438	89	97	12	27	19	2	1	.221
Leach, Henderson .....	38	118	14	26	5	3	3	5	..	.220
Nairn, Cairo-Vincennes .....	44	134	13	29	..	3	9	..	..	.216
Tipton, Vincennes .....	125	437	53	94	20	10	20	8	3	.215
Crum, Henderson .....	29	92	6	20	..	1	..	1	..	.215
Hendee, Cairo .....	69	229	18	48	2	..	3	3	..	.210
Coleman, Clarksville .....	51	162	14	33	..	6	6	2	..	.204
Fish, Harrisburg .....	50	169	13	34	..	4	4	2	1	.200
Bachmann, Henderson .....	36	134	16	27	21	7	3	1	..	.200
Haughee, Clarksville .....	73	245	17	49	5	5	8	4	3	.200
Kisner, Vincennes-Paducah .....	28	90	9	18	2	3	2	..	..	.200
Wright, Harrisburg .....	56	172	17	34	3	7	7	..	1	.198
Donavan, Cairo .....	38	121	18	23	3	1	2	1	1	.190
Binkley, Cairo-Clarksville .....	25	84	6	16	1	1	4	1	..	.190
Schemet, Harrisburg .....	113	415	32	77	6	12	8	5	..	.186
Peck, Henderson .....	56	178	23	32	9	4	4	1	..	.180
Dooley, Paducah .....	31	89	5	16	1	5	3	..	..	.180
Mason, Cairo .....	20	86	14	15	4	4	4	1	..	.174
Nichols, Paducah-Henderson .....	15	41	5	7	4	1	..	..	..	.171
Cassell, Henderson .....	79	242	20	41	12	10	7	1	2	.169
Baker, Cairo .....	21	66	4	11	..	1	1	..	..	.167
Terry, Vincennes .....	21	60	3	10	..	1	2	..	..	.167
Hanks, Harrisburg .....	13	48	5	8	1	2	2	1	1	.167
O'Laughlin, Owensboro .....	16	62	6	10	4	1	6	..	..	.161
Ashe, Vincennes .....	15	52	8	8	9	1	..	..	..	.154
Teague, Paducah .....	17	54	7	8	..	1	1	..	..	.148
Brockfield, Vincennes .....	11	34	4	5	..	3	1	..	..	.147
Whitted, Harrisburg .....	19	68	3	10	6	..	4	1	..	.147
Irwin, Harrisburg .....	41	118	9	17	1	3	3	2	1	.144
Bales, Cairo-Vincennes .....	16	45	3	6	..	1	2	..	..	.133
Nicks, Clarksville .....	43	121	13	16	2	4	1	1	..	.132
Couch, Owensboro .....	21	65	5	8	4	3	2	..	..	.123
Sheets, Cairo .....	14	33	..	4	..	2	..	..	..	.121
Winchell, Owensboro .....	19	50	6	6	5	3	1	..	..	.120
Condiff, Vincennes .....	13	42	2	5	..	1	1	..	..	.119
Connolly, Vincennes .....	15	54	2	6	1	3	1	..	..	.111
Humphreys, Clarksville .....	36	119	4	13	..	..	1	1	..	.109
Neeley, Cairo-Owensboro .....	24	64	4	7	..	..	1	..	..	.109
Ostendorf, Henderson-Harrisburg....	52	140	5	15	3	..	4	2	..	.107
Barrett, Henderson .....	12	29	3	3	..	2	..	1	..	.104
Long, Vincennes .....	20	70	8	7	3	5	2	..	..	.100
Vance, Harrisburg .....	17	52	7	5	2	..	3	1	..	.096
Pennington, Harrisburg .....	12	32	3	3	..	..	..	..	..	.094

CLUB BATTING.

Club.	G.	AB.	R.	H.	PC.	Club.	G.	AB.	R.	H.	PC.
Paducah .....	127	4219	682	1205	.286	Owensboro .....	125	4058	536	1027	.253
Hopkinsville .....	126	4286	689	1167	.272	Harrisburg .....	127	4313	530	1083	.251
Clarksville .....	125	4318	669	1167	.270	Henderson .....	125	4139	578	1024	.250
Cairo .....	125	4071	516	1045	.257	Vincennes .....	126	4187	514	1007	.241



INDIVIDUAL FIELDING.

FIRST BASEMEN.

Name and Club.	G.	PO.	A.	E.	PC.	Name and Club.	G.	PO.	A.	E.	PC.
Gosnell, Paducah....	12	119	6	1	.992	Cox, Harrisburg.....	81	759	24	18	.977
Henderson, Paducah	60	559	33	6	.990	Jones, Cairo.....	21	187	16	5	.976
McAndrews, Vin.....	11	90	5	1	.990	Ling, Owensboro....	97	873	89	27	.973
Jolly, Clarksville....	41	386	29	6	.986	Vogt, Hopkinsville..	40	381	19	12	.971
Tomer, Henderson...	124	1234	67	24	.982	Taylor, Pad.-Cairo..	90	834	68	28	.970
Hughes, Cairo-Hop..	118	1109	72	24	.980	Nairn, Cairo-Vin....	38	265	22	9	.970
Stelle, Harrisburg..	47	452	43	10	.980	Allen, Clarksville...	76	740	57	26	.968
Dugger, Owensboro.	18	189	3	4	.980	Faulkinberry, Cairo.	12	83	8	4	.958
Van Horn, Vin.....	87	858	44	21	.977						

SECOND BASEMEN.

Weber, Henderson...	69	140	219	24	.937	Tipton, Vincennes...	108	280	320	56	.914
Burgess, Paducah...	105	257	326	42	.933	Murray, Cairo.....	56	115	161	28	.908
Smith, Hopkinsville.	126	251	365	47	.929	Jones, Cairo.....	20	31	45	8	.905
Schemet, Harrisburg	113	222	303	46	.920	Quirey, Owensboro..	121	230	318	59	.903
Whittaker, Paducah.	18	42	39	7	.920	Bachmann, Hend....	36	77	112	23	.900
Enloe, Clarksville...	120	173	309	43	.918	Cahill, Henderson...	16	30	41	10	.877

THIRD BASEMEN.

Whittaker, Paducah	15	14	23	1	.974	Engman, Cairo.....	125	154	238	44	.900
Kortum, Clarksville	40	59	83	8	.947	Long, Hopkinsville..	58	65	94	18	.900
Franks, Harrisburg.	81	101	155	17	.938	Long, Vincennes....	10	17	20	4	.900
Snyder, Henderson..	118	147	232	26	.936	Robidon, Owensboro.	25	27	40	8	.893
Heck, Owensboro....	26	23	55	6	.929	Woody, Clarks-Hop.	114	146	186	40	.892
O'Laughlin, Owens..	16	19	31	4	.926	Budke, Owensboro..	62	91	105	24	.891
Brouthers, Paducah.	111	141	177	28	.919	Kimball, Vincennes.	69	76	127	28	.879
Cox, Harrisburg.....	32	39	38	10	.915	Jones, Hopkinsville.	22	21	33	8	.871
Pigue, Vincennes....	27	39	58	10	.907	Couch, Owensboro...	11	11	14	5	.833

SHORTSTOPS.

Couch, Owensboro...	10	16	23	3	.929	D. Anderson, Vin....	15	29	43	11	.867
Overton, Cairo.....	64	169	184	29	.924	Mason, Cairo.....	11	31	26	9	.864
Kortum, Clarksville.	53	152	178	28	.922	Bradshaw, Harris...	110	234	286	84	.861
Murray, Cairo.....	23	49	50	9	.917	Budke, Owensboro...	51	111	154	44	.858
Kelly, Paducah.....	99	226	282	52	.907	Felton, Cairo.....	18	40	45	15	.850
Pfeiffer, Clarksville.	40	87	116	21	.906	Connolly, Vincennes	12	25	23	10	.828
Cahill, Henderson...	98	210	248	48	.905	Haig, Vincennes....	25	44	71	25	.821
Weber, Henderson..	18	37	57	12	.887	Condiff, Vincennes..	13	20	39	13	.820
Plumber, Hopkins...	126	218	315	79	.883	Tipton, Vincennes...	15	25	42	15	.817
McGann, Paducah...	28	46	79	17	.880	Jones, Cairo.....	17	19	33	13	.800
Robidon, Owensboro.	72	116	191	42	.879						

OUTFIELDERS.

Everett, Vincennes..	13	28	4	..	1000	McArthur, Hopkins.	45	70	6	3	.962
Darcy, Paducah.....	24	52	6	1	.983	Stelle, Harrisburg...	40	84	12	4	.960
Burgess, Paducah...	20	51	3	1	.982	Dugger, Owensboro..	92	167	9	8	.957
Donahue, Harris....	57	138	19	3	.981	Hurless, Hopkins....	10	22	1	1	.957
Schlensker, Clarks..	122	240	14	5	.980	Whittaker, Paducah.	76	139	14	7	.956
Jones, Cairo.....	57	85	6	2	.978	Jones, Hopkinsville..	21	32	7	2	.951
Gosnell, Paducah...	111	191	11	5	.976	Long, Hopkinsville..	36	62	11	4	.950
Ashe, Vincennes....	15	37	4	1	.976	Ludwig, Vincennes..	78	154	17	9	.950
Russell, Cairo.....	33	75	6	2	.976	Kimball, Vincennes.	11	15	3	1	.947
Hendee, Cairo.....	35	70	5	2	.974	Schneider, Hopkins..	34	67	3	4	.946
Bradshaw, Harris...	17	33	3	1	.973	Kessling, Cairo.....	120	210	8	13	.944
Hurst, Paducah....	123	196	21	6	.973	Manuel, Henderson..	82	93	15	7	.939
Webber, Owensboro.	70	97	12	3	.973	Lockhart, Vincennes	99	195	26	15	.936
Hart, Clarksville...	115	181	21	7	.966	Budke, Owensboro...	12	24	5	2	.935
Wright, Harrisburg.	20	24	5	1	.966	Adams, Vincennes...	13	25	2	2	.931
Spair, Henderson...	113	193	26	8	.965	Brockett, Harrisburg	101	150	17	13	.928
Weber, Henderson...	32	48	5	2	.964	Sears, Owensboro....	114	181	29	17	.925
Pickering, Hen.-Vin.	100	171	11	7	.963	Wheeler, Harrisburg	27	39	8	4	.922
White, Owensboro ..	33	45	7	2	.963	Heckert, Clarksville	125	169	12	16	.919

INDIVIDUAL FIELDING—OUTFIELDERS—(Continued).

Name and Club.	G.	PO.	A.	E.	PC.	Name and Club.	G.	PO.	A.	E.	PC.
Donavan, Cairo-Pad.	19	31	3	3	.919	Means, Hopkinsville	21	34	3	4	.902
Vogt, Hopkinsville..	86	96	16	10	.918	Cobley, Harrisburg..	40	64	7	7	.900
Mullin, Paducah.....	10	10	1	1	.917	Lingle, Cairo.....	85	130	12	16	.899
Meatte, Harrisburg.	24	29	3	3	.914	Hodge, Harrisburg..	10	19	3	3	.886
Salzgeber, Hend.....	38	54	6	6	.909	Johnson, Owensboro.	18	8	6	2	.875
Dayton, Hopkins....	98	133	20	16	.906	Ashby, Vincennes...	55	75	16	18	.835
Stultz, Cairo-Vin....	20	34	4	4	.905	Kuykendall, Pad....	15	11	4	3	.833
Baine, Owensboro...	39	42	4	5	.902	Ostendorf, Hn.-Har.	20	17	3	6	.769

PITCHERS.

Hart, Clarksville....	14	6	22	..	1000	McArthur, Hopkins.	23	12	55	5	.931
Turner, Henderson..	17	10	33	1	.977	Baker, Cairo.....	12	7	19	2	.929
Hendee, Cairo.....	30	8	63	3	.960	Dooley, Paducah....	26	8	67	6	.926
Pearson, Hopkins...	30	14	65	4	.952	Neeley, Cair.-Owens.	21	8	53	5	.924
Gossage, Owensboro.	31	17	82	5	.952	Cornell, Hopkins....	26	16	89	9	.921
Binkley, Cairo-Clar.	17	9	49	3	.951	Coleman, Clarksville	24	15	41	5	.918
Wright, Harrisburg.	28	12	82	5	.950	Markham, Owens....	21	4	52	5	.918
Leach, Pad.-Hend...	31	16	78	5	.950	Ostendorf, Hn.-Har.	32	10	65	7	.915
Johnson, Owensboro.	28	25	68	5	.949	Kisner, Vin.-Pad....	23	7	57	6	.914
Nicks, Clarksville...	31	15	74	5	.947	Bailey, Cairo-Hend..	10	5	25	3	.909
Johnson, Hopkins...	32	9	98	6	.947	Brockett, Harrisburg	11	15	21	4	.900
Humphreys, Clarks..	32	21	91	7	.941	Teague, Paducah....	16	9	42	6	.895
Mullin, Paducah.....	33	5	101	7	.938	Winchell, Owensboro	16	6	52	7	.892
Kuykendall, Pad....	31	6	69	5	.937	Bales, Cairo-Vin.....	15	6	17	3	.885
Crum, Henderson....	23	7	68	5	.937	Irwin, Harrisburg...	35	23	78	14	.878
Terry, Vincennes....	16	4	40	3	.936	Terhune, Vincennes.	19	4	45	7	.875
C. Snyder, Hend....	12	5	24	2	.935	White, Owensboro...	13	1	21	5	.815

CATCHERS.

Vance, Harrisburg...	17	104	28	1	.993	Fish, Harrisburg....	50	242	68	9	.971
B. Anderson, Vin....	51	238	58	3	.990	Smith, Cairo.....	95	535	83	19	.970
Kalkhoff, Hopkins..	118	697	138	11	.987	Dayton, Hopkins....	11	84	14	4	.961
Harrison, Owensboro	95	624	91	14	.981	Taafe, Harrisburg..	14	61	15	5	.938
Haughee, Clarksville	60	359	32	8	.980	Lingle, Cairo.....	25	111	28	10	.933
Webber, Owensboro.	26	165	33	4	.980	Taylor, Cairo-Pad...	12	59	17	6	.927
Cassell, Henderson..	79	468	79	13	.976	Donahue, Harrisburg	13	41	18	5	.922
Peck, Henderson....	56	288	45	9	.974	Ashby, Vincennes...	55	247	54	28	.915
Johnson, Paducah...	123	689	129	23	.973	Wheeler, Harrisburg	10	45	9	5	.915
Jolly, Clarksville....	68	397	59	13	.972						

CLUB FIELDING.

Club.	G.	PO.	A.	E.	PC.	Club.	G.	PO.	A.	E.	PC.
Henderson .....	125	3316	1529	252	.950	Owensboro .....	125	3301	1516	320	.938
Paducah .....	127	3336	1495	255	.949	Cairo .....	125	3194	1474	341	.932
Clarksville .....	125	3321	1475	253	.949	Harrisburg .....	127	3251	1557	359	.930
Hopkinsville .....	126	3300	1522	306	.940	Vincennes .....	126	3175	1592	413	.918

PITCHERS' RECORDS.

Name and Club.	W.	L.	WP.	BB.	SO.	Op.H.	PC.
Rogers, Henderson .....	5	..	1	10	31	41	1.000
Snyder, Henderson .....	11	1	2	38	88	74	.917
Hart, Clarksville .....	11	3	4	32	73	123	.785
McArthur, Hopkinsville .....	17	6	1	42	119	149	.739
Johnson, Hopkinsville .....	23	9	3	59	133	292	.719
Wright, Harrisburg .....	20	8	4	68	168	180	.714
Johnson, Owensboro .....	19	9	4	51	132	210	.679
Mullin, Paducah .....	22	11	4	51	121	274	.667
Humphrey, Clarksville .....	21	11	5	51	240	231	.656
Binkley, Cairo-Clarksville .....	11	6	5	49	62	145	.647
Kuykendall, Paducah .....	20	11	3	76	140	241	.645
Donavan, Cairo-Paducah .....	12	7	6	62	72	145	.632
Teague, Paducah .....	10	6	3	54	121	120	.625
Dooley, Paducah .....	16	10	2	39	85	225	.615
Crum, Henderson .....	14	9	6	55	156	156	.609

PITCHERS' RECORDS—(Continued).

Name and Club.	W.	L.	WP.	BB.	SO.	Op.H.	PC.
Turner, Henderson	10	7	1	54	54	117	.588
Coleman, Clarksville	14	10	2	26	82	187	.583
Baker, Cairo	7	5	4	14	49	107	.583
Gossage, Owensboro	18	13	6	59	162	231	.581
Nicks, Clarksville	18	13	2	54	131	259	.581
Pearson, Hopkinsville	16	14	2	45	180	244	.533
Neeley, Cairo-Owensboro	11	10	2	47	113	156	.524
Markham, Owensboro	11	10	6	63	102	129	.524
Bailey, Cairo-Henderson	5	5	1	19	18	83	.500
Sisson, Vincennes	3	3	3	14	18	51	.500
Leach, Paducah-Henderson	15	16	11	76	125	209	.484
Bales, Cairo-Vincennes	7	8	1	25	41	130	.467
Cornell, Hopkinsville	12	14	2	52	126	210	.462
White, Owensboro	6	7	1	38	81	102	.462
Stultz, Cairo-Vincennes	11	13	6	41	105	202	.458
Hendee, Cairo	13	17	1	68	151	202	.433
Kisner, Vincennes-Paducah	8	11	5	67	100	151	.421
Terry, Vincennes-Paducah	6	10	3	26	54	125	.375
Winchell, Owensboro	6	10	4	52	88	153	.375
Irwin, Harrisburg	12	23	12	98	115	253	.343
Sheets, Cairo	3	6	3	35	48	68	.333
Morrow, Cairo	2	4	1	12	32	51	.333
Rein, Vincennes	2	5	3	18	45	74	.286
Van Horn, Vincennes	2	5	1	17	20	70	.286
Ostendorf, Henderson-Harrisburg	9	23	5	87	116	265	.281
Pennington, Harrisburg	2	6	1	17	29	51	.250
Terhune, Vincennes	4	13	19	51	39	149	.233
McNaughton, Vincennes	1	4	..	24	15	49	.200
Brockett, Harrisburg	2	9	..	20	33	77	.182
Jones, Vincennes	1	8	..	20	13	86	.111

Kentucky-Indiana-Tennessee League—Markham of Owensboro allowed Harrisburg but one hit early in July.

Kentucky-Indiana-Tennessee League—Vincennes and Clarksville played a fourteen-inning game in June, Clarksville winning, 7-6.

Kentucky-Indiana-Tennessee League—Vincennes got but one hit off pitcher White of Owensboro, in its 8-0 shutout, August 1.

Kentucky-Indiana-Tennessee League—Owensboro defeated Clarksville in fourteen innings, 4-3, and Humphreys of Clarksville struck out fourteen men, August 13.

Kentucky-Indiana-Tennessee League—The first one hit game of the season in the league was credited to Johnson of Owensboro, in a game with Cairo early in June.

Kentucky-Indiana-Tennessee League—Seven home runs were made in the game between Paducah and Clarksville, September 12, five by Clarksville and two by Paducah.

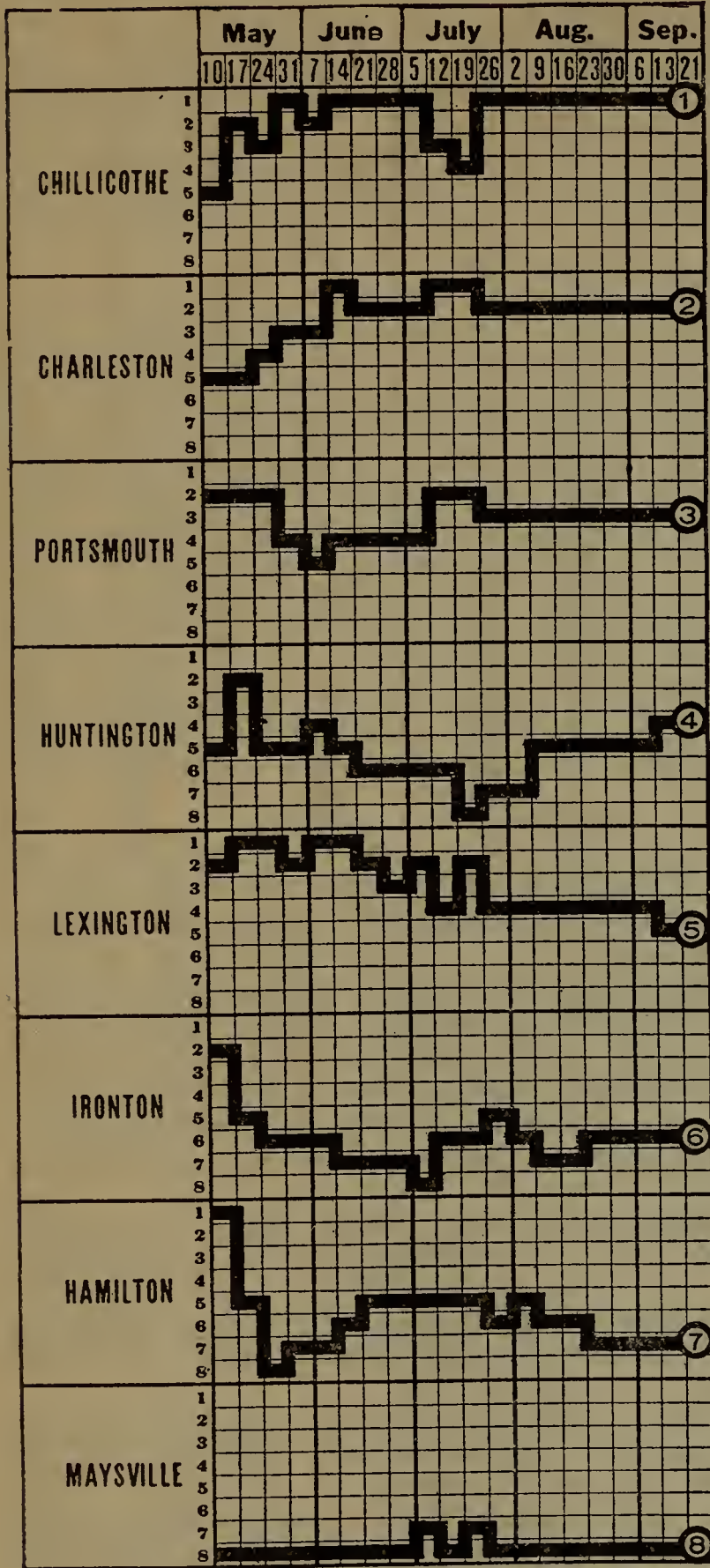
Southern League—Wilson of New Orleans struck out eleven Birmingham batsmen in the second game of a double-header, July 27. In the first game New Orleans made but one hit off Evans.

International League—Toronto and Jersey City played for twenty innings, neither team scoring, August 12. Hearne of Toronto pitched the entire game, and only seven hits were made off him.

Texas League—Pitchers who held opponents to one hit during the season were: Ogle, Waco; McCuller, Austin; Browning, San Antonio; Veazey, Fort Worth (2); Huenke, Dallas; C. Hill, Waco; Bader, Dallas (2); Helm, Waco; Ashton, Austin-Waco; Fentress, Fort Worth.

Wisconsin-Illinois League—The following pitchers were credited with one-hit games: Jachs of Fond du Lac, vs. Green Bay; Shackelford of Rockford, vs. Wausau; Goodbred of Oshkosh, vs. Appleton; Brady of Oshkosh, vs. Rockford; Maul of Racine, vs. Madison; Brady of Oshkosh, vs. Wausau; Ormsby of Green Bay, vs. Appleton.

# Ohio State League



It was not until the last day of the season that the Ohio State League championship for 1913 was decided, when Chillicothe finished ahead of Charleston by a percentage of .629 to .627. Portsmouth, the 1912 champion, finished a good third. Chillicothe's playing was a feature of the campaign, as that club finished last in both halves of the season of 1912. Of the new clubs Huntington showed up the best, landing in fourth place. Lexington was a close fifth. Ironton, which finished second to Portsmouth, in the second half of the previous season, was sixth, then followed Hamilton and Maysville, two newcomers.

### STANDING OF CLUBS AT CLOSE OF SEASON.

Club.	Won.	Lost.	P.C.
Chillicothe ...	83	49	.629
Charleston ....	84	50	.627
Portsmouth ...	83	55	.601
Huntington ...	68	68	.500
Lexington .....	68	70	.493
Ironton .....	63	75	.456
Hamilton .....	55	79	.411
Maysville .....	38	96	.284

### CHAMPIONSHIP WINNERS IN PREVIOUS YEARS.

1908—Lancaster .....	.617
1909—Lima .....	.612
1910—Portsmouth .....	.623
1911—Springfield .....	.604
1912—Portsmouth .....	.609

### INDIVIDUAL BATTING.

Name and Club.	G.	AB.	R.	H.	2B.	3B.	HR.	SH.	SB.	P.C.
Gray, Charleston .....	133	484	100	177	37	6	33	6	14	.366
Nesser, Chillicothe .....	135	515	83	178	26	13	19	18	25	.345
Lamy, Charleston .....	84	323	57	109	21	8	3	16	15	.337
Ellis, Lexington .....	34	134	21	45	4	2	5	3	4	.336
Spencer, Charleston .....	39	153	29	50	5	..	6	2	1	.327
Nixon, Portsmouth .....	57	215	30	70	9	2	..	8	23	.326
Dawson, Lexington .....	90	313	45	101	15	3	5	5	8	.324
Meister, Hamilton .....	74	285	38	91	17	5	2	2	13	.319

## INDIVIDUAL BATTING—(Continued).

Name and Club.	G.	AB.	R.	H.	2B.	3B.	HR.	SH.	SB.	PC.
Baggan, Portsmouth	137	552	105	174	41	9	2	10	27	.315
Huston, Hamilton-Chillicothe	53	165	17	52	15	1	..	6	5	.315
Calbert, Huntington	66	240	37	75	12	2	3	9	30	.313
Kendall, Ironton	137	522	63	163	15	3	1	2	28	.312
Shields, Charleston	70	237	40	71	9	8	2	1	9	.312
McEvoy, Lexington	127	421	62	130	24	10	2	19	28	.309
Snyder, Hamilton	15	55	6	17	6	3	..	..	4	.309
Young, Charleston	22	75	16	23	7	2	3	4	2	.307
Southworth, Portsmouth	77	297	50	91	17	3	1	8	14	.306
Goodman, Chillicothe	135	522	70	160	24	3	5	29	..	.305
Barrett, Chillicothe-Maysville	129	477	52	144	21	5	5	23	26	.302
Conwell, Portsmouth	135	551	61	165	32	3	..	18	33	.299
Geib, Maysville	56	174	17	52	7	6	..	3	2	.299
Houtz, Chillicothe	40	137	15	41	6	1	..	3	5	.299
Wright, Huntington	14	47	3	14	3	..	1	2	..	.298
Leake, Charleston	44	125	22	37	6	2	2	4	2	.296
H. Cain, Portsmouth	138	522	58	154	23	3	2	23	29	.295
Burke, Hamilton	132	454	87	133	24	6	6	12	20	.293
Hobbs, Hamilton	89	349	53	162	12	5	1	12	21	.292
Shovlin, Chillicothe	134	501	103	146	30	5	19	24	18	.291
Crouch, Maysville-Lexington	121	416	56	121	14	16	7	3	11	.291
Bittle, Charleston	136	544	95	157	13	5	..	10	21	.289
Clever, Maysville	40	155	24	45	7	1	5	4	6	.287
Curtis, Lexington-Maysville	122	434	41	123	25	3	1	22	14	.283
West, Hamilton	12	39	6	11	2	..	1	4	4	.282
Whelan, Ironton	138	515	57	144	26	8	6	15	21	.280
Eisel, Chillicothe	135	534	54	148	26	3	6	11	14	.277
B. Goodman, Lexington	136	539	90	149	24	3	5	7	24	.276
Edwards, Portsmouth	136	521	63	143	29	9	5	16	28	.274
Weinberg, Portsmouth-Chillicothe	50	168	20	46	11	2	1	11	6	.274
Goosetree, Maysville-Lexington	136	504	58	137	18	3	3	5	24	.272
Jackle, Hamilton	57	206	16	56	12	1	1	4	10	.272
Donovan, Lexington-Maysville	136	472	47	128	28	5	6	18	5	.271
Fohl, Huntington	72	266	41	72	9	1	1	2	7	.271
Wetzel, Charleston	133	500	66	135	14	2	4	24	7	.270
Becknell, Portsmouth	32	90	10	24	1	2	..	3	1	.267
Talbot, Chillicothe	112	393	52	104	17	6	5	18	16	.265
Jackley, Ironton	61	190	24	50	11	2	7	6	10	.263
Nally, Ironton	139	500	67	131	22	5	..	24	26	.262
Wrigley, Hamilton	79	268	33	70	15	2	1	15	9	.261
Corbin, Chillicothe	121	491	69	127	26	2	2	14	20	.259
Hammond, Hamilton	54	214	36	55	7	1	1	8	11	.257
Francisco, Hamilton	78	272	43	69	13	2	3	6	31	.254
Farrell, Ironton	72	280	33	71	15	2	..	6	15	.254
Carmony, Charleston	126	447	49	113	10	1	1	19	11	.253
Johnson, Huntington	79	270	34	68	8	8	2	6	8	.252
Schaffer, Hamilton	61	203	17	51	1	1	..	7	11	.251
Mamaux, Huntington	53	148	16	37	4	..	..	6	4	.250
Bruck, Chillicothe	18	52	5	13	..	..	..	1	..	.250
Carter, Maysville	59	173	13	43	2	..	..	..	5	.249
Carlson, Maysville	59	173	18	43	5	2	2	8	11	.248
McCall, Hamilton	125	437	44	108	16	1	2	28	22	.247
Rich, Maysville	95	373	41	92	11	4	4	3	6	.247
McDaniel, Maysville	70	239	18	59	4	..	..	8	1	.247
Schlegel, Huntington	135	507	57	122	18	6	2	28	30	.241
Barum, Huntington	18	54	5	13	2	..	..	3	1	.241
Loos, Charleston-Portsmouth	119	507	49	121	21	7	5	17	9	.239
Grandle, Chillicothe	45	122	11	29	7	..	3	..	..	.238
E. Cain, Portsmouth	138	547	70	139	11	3	1	23	12	.236
Daubert, Hamilton	133	501	57	118	19	8	6	12	17	.235
Uhrig, Lexington	101	366	54	86	14	5	2	22	12	.235
Thompson, Ironton	73	247	26	58	11	1	..	6	9	.235
Long, Hamilton	36	115	12	27	3	..	..	..	..	.235
Liebrook, Hamilton	22	51	2	12	..	1	..	1	..	.235
Taylor, Ironton-Huntington	136	451	47	105	18	4	1	19	15	.233

## INDIVIDUAL BATTING—(Continued).

Name and Club.	G.	AB.	R.	H.	2B.	3B.	HR.	SH.	SB.	PC.
Railing, Hamilton .....	42	116	18	27	8	..	6	1	..	.233
Fink, Charleston .....	63	229	27	53	24	1	..	11	9	.232
Dunlap, Hamilton .....	136	503	52	113	16	3	5	28	17	.225
Cornwell, Ironton .....	29	85	5	19	4	..	..	2	..	.224
Shook, Charleston .....	56	166	19	37	6	1	1	2	4	.223
Donalds, Portsmouth .....	44	139	10	31	5	..	..	..	..	.223
Bevan, Portsmouth-Huntington .....	32	108	12	24	1	..	..	7	3	.222
Redman, Huntington .....	104	339	31	75	10	3	..	18	13	.221
Carts, Charleston .....	22	41	4	9	1	..	1	3	..	.220
Thoma, Huntington .....	69	251	25	55	12	1	2	6	3	.219
Hovlik, Charleston .....	36	105	11	23	3	..	..	5	..	.219
Monroe, Lexington .....	17	32	3	7	1	..	..	1	..	.219
Reynolds, Maysville-Portsmouth .....	40	125	9	27	..	..	1	3	1	.216
J. Black, Lexington.....	50	135	8	29	2	..	..	6	4	.215
Daly, Huntington .....	58	226	42	48	9	5	4	..	24	.212
Grieve, Ironton .....	34	114	11	24	3	..	..	7	8	.211
Meehan, Maysville-Huntington .....	30	114	8	24	3	..	1	4	2	.211
Eastman, Huntington .....	57	214	18	45	11	..	..	9	12	.210
Prosser, Charleston .....	132	458	39	95	22	1	..	14	3	.208
Madden, Mays.-Hunt.-Iron. ....	52	179	18	37	3	3	1	3	4	.207
Yockey, Hamilton .....	23	78	10	16	4	..	2	1	3	.205
Cochran, Charleston .....	36	103	3	21	1	..	..	2	..	.204
Long, Ironton .....	73	237	27	48	9	3	1	10	6	.203
Danford, Lexington .....	70	224	26	45	5	2	1	8	2	.201
Weller, Lexington .....	49	125	10	25	1	..	1	2	6	.200
McClintock, Ironton .....	104	373	47	74	11	1	1	29	20	.199
Konnick, Lexington .....	123	400	39	79	6	4	1	12	4	.198
Wilbers, Maysville .....	92	334	31	66	15	1	2	3	3	.198
Smith, Portsmouth .....	28	91	6	18	..	..	..	5	..	.198
Beers, Portsmouth .....	90	291	37	57	5	2	3	14	23	.196
Middleton, Huntington .....	45	171	26	33	1	..	1	4	12	.193
Allenbacher, Huntington .....	84	250	13	48	8	5	..	14	3	.192
Cramer, Huntington .....	16	52	4	10	..	..	..	6	..	.192
Osborne, Ironton .....	30	89	7	17	4	..	1	1	2	.191
Clouser, Ironton-Maysville .....	129	452	22	86	15	1	1	9	11	.190
Camnitz, Lexington .....	24	63	4	12	3	2	..	5	..	.190
Childs, Portsmouth .....	57	178	6	33	1	1	..	5	1	.185
Priest, Hamilton .....	36	121	11	21	3	2	..	1	4	.174
Frost, Ironton .....	17	46	3	8	1	..	1	6	1	.174
Guhl, Ironton-Huntington .....	62	214	19	37	8	..	..	3	6	.173
Wilkie, Huntington .....	37	134	13	23	4	..	..	3	4	.172
Beswick, Hamilton .....	10	29	4	5	1	..	..	4	2	.172
Woodruff, Maysville .....	10	41	1	7	..	..	1	..	..	.171
Daly, Maysville .....	24	95	3	16	2	..	..	..	..	.168
Vitt, Huntington .....	22	72	6	12	4	..	..	1	..	.167
Chapman, Huntington .....	13	48	3	8	2	1	..	..	3	.167
Newnham, Chillicothe .....	130	506	22	84	15	1	1	29	7	.166
Conley, Chillicothe .....	45	181	10	30	5	2	..	15	3	.166
Black, Huntington .....	39	98	8	16	1	..	..	4	2	.163
Trautman, Ironton .....	31	80	9	13	3	..	1	3	..	.163
Goshorn, Chillicothe .....	41	112	5	18	1	..	..	3	..	.161
McIlvane, Chillicothe .....	40	113	7	18	3	1	2	5	1	.160
Schwab, Ironton .....	71	203	16	32	8	2	1	8	2	.158
Thompson, Chillicothe .....	20	51	5	8	2	..	..	1	..	.157
Dashner, Lexington-Maysville .....	23	64	3	10	2	..	..	1	..	.156
Woodrum, Lexington .....	25	85	6	13	2	..	..	2	..	.153
Myers, Charleston .....	21	53	5	8	3	..	..	..	..	.151
Ollum, Huntington .....	13	47	3	7	..	..	..	1	..	.149
Schorr, Charleston-Maysville .....	21	61	2	9	..	..	..	1	..	.148
Munk, Char.-Ports.-Chil. ....	28	71	7	10	3	..	..	3	..	.141
Clancy, Huntington .....	12	36	6	5	..	..	..	1	1	.139
Ridgely, Huntington .....	12	44	2	6	..	..	..	3	1	.136
McWhorter, Ironton .....	33	86	3	11	2	1	..	5	..	.126
Hoffman, Chillicothe .....	40	128	12	16	3	..	..	6	3	.125
Cranley, Ironton .....	12	40	6	5	2	..	1	4	2	.125

INDIVIDUAL BATTING—(Continued).

Name and Club.	G.	AB.	R.	H.	2B.	3B.	HR.	SH.	SB.	PC.
Baird, Lexington .....	11	40	4	5	1	..	..	5	..	.125
Raycamp, Maysville .....	22	57	2	7	2	..	..	..	1	.123
Meisner, Huntington .....	14	50	7	6	2	..	..	..	..	.120
Hart, Hamilton .....	19	51	1	6	1	..	..	..	..	.118
Joyce, Huntington-Hamilton .....	19	60	6	7	2	..	..	..	1	.117
Potter, Ironton .....	18	43	3	5	..	..	..	2	4	.116
Lowe, Maysville .....	23	71	5	8	2	..	..	1	1	.113
Lavender, Huntington .....	24	67	7	14	4	1	1	1	..	.109
Carney, Huntington .....	15	46	4	5	..	..	..	2	..	.109
Feldner, Ironton .....	15	39	..	4	..	..	..	1	..	.103
Myers, Maysville .....	14	39	1	4	..	..	..	2	..	.103
Kearns, Iron.-Hamil.-Chil. ....	26	60	5	6	1	..	..	1	..	.100
Clark, Hamilton .....	27	67	3	6	1	..	..	..	..	.090
Thompson, Hamilton-Maysville .....	13	34	2	3	..	..	..	3	..	.088
Hartwig, Portsmouth .....	37	94	8	8	2	..	..	1	2	.085
Owens, Hamilton .....	11	24	5	2	..	..	..	..	1	.083
Kimball, Charleston-Maysville .....	14	40	..	3	..	..	..	..	..	.075
Tipple, Huntington .....	15	44	4	3	1	..	..	..	..	.068
Adams, Ironton .....	13	30	1	1	..	..	..	1	..	.033

INDIVIDUAL FIELDING.

FIRST BASEMEN.

Name and Club.	G.	PO.	A.	E.	PC.	Name and Club.	G.	PO.	A.	E.	PC.
Beers, Portsmouth...	19	193	10	..	1000	Carlson, Maysville...	59	596	39	14	.978
Edwards, Ports.....	120	1146	76	11	.991	Nesser, Chillicothe..	134	1419	69	36	.975
Carmony, Charleston	126	1277	59	14	.990	Dawson, Lexington..	11	68	5	2	.974
Thompson, Ironton..	73	756	43	70	.988	McCall, Hamilton...	123	1129	77	33	.973
McEvoy, Lexington..	119	1154	81	18	.987	Barret, Chil.-Mays..	83	647	52	19	.972
Redman, Huntington	28	205	7	4	.981	Vitt, Huntington....	22	197	8	7	.967
Taylor, Iron.-Hunt..	105	991	55	24	.978	Johnson, Huntington	13	132	9	5	.966

SECOND BASEMEN.

Conwell, Portsmouth	35	125	98	6	.974	Dunlap, Lexington..	118	264	322	29	.952
Long, Ironton.....	33	97	91	5	.974	McClintock, Iron....	100	248	259	26	.951
Rich, Maysville.....	95	278	256	16	.971	Loos, Char.-Ports....	35	214	245	26	.946
Fink, Charleston....	63	158	158	11	.966	Baird, Lexington...	11	14	32	3	.939
Allenbacher, Hunt..	89	196	271	18	.963	Bevan, Ports.-Hunt.	32	55	82	10	.932
Childs, Portsmouth..	53	118	132	10	.961	Ollum, Huntington..	13	30	36	5	.930
Hobbs, Hamilton....	36	133	87	9	.961	Clover, Maysville....	38	95	76	13	.929
Edwards, Ports.....	16	39	45	4	.955	Wrigley, Hamilton..	65	104	142	19	.928
Shovelin, Chillicothe	134	361	387	35	.955	Yockey, Hamilton...	23	43	46	9	.908

THIRD BASEMEN.

Conwell, Portsmouth	35	125	98	6	.974	Hobbs, Hamilton....	53	66	93	11	.935
Goodman, Chil.....	43	45	101	6	.961	Dunlap, Lexington..	15	14	32	4	.920
Grieve, Ironton.....	32	41	79	5	.960	Conley, Chillicothe..	53	57	100	16	.918
Hoffman, Chillicothe	40	68	72	6	.959	Taylor, Iron.-Hunt..	20	21	46	8	.893
Hammond, Hamilton	54	79	118	10	.957	Long, Ironton.....	40	35	74	13	.893
Wetzel, Charleston..	133	136	252	19	.953	Curtis, Lex.-Mays...	119	137	224	49	.880
Schlegel, Hunt.....	135	149	210	26	.940	Loos, Portsmouth....	33	32	54	12	.878
Whelan, Ironton....	28	37	55	6	.939	Cromley, Ironton....	12	9	19	6	.825
Goostree, Mays.-Lex.	133	140	243	26	.936						

SHORTSTOPS.

Newnham, Chil.....	129	244	379	18	.972	Potter, Ironton.....	13	19	26	4	.918
E. Cain, Portsmouth	138	269	443	39	.948	Taylor, Iron.-Hunt..	11	17	22	4	.907
Konnick, Lexington.	123	248	371	35	.947	Daubert, Hamilton..	132	324	388	81	.898
Whelan, Ironton....	110	227	380	34	.947	Lowe, Maysville....	23	31	55	10	.896
Prosser, Charleston..	132	226	347	39	.936	Eastman, Hunt.....	34	83	115	26	.884
Clouser, Iron.-Mays.	129	209	404	48	.929	Clancy, Huntington.	12	24	25	9	.845
Daly, Huntington...	57	141	152	24	.924						

## INDIVIDUAL FIELDING—(Continued).

## OUTFIELDERS.

Name and Club.	G.	P.O.	A.	E.	P.C.	Name and Club.	G.	P.O.	A.	E.	P.C.
Osborne, Ironton.....	10	18	2	..	1000	Meisner, Huntington	14	27	1	1	.966
Railing, Hamilton...	16	14	1	..	1000	Crouch, Mays.-Lex...	121	270	12	5	.962
Spencer, Charleston.	39	84	15	..	1000	Goodman, Chil.....	98	115	13	5	.962
Leake, Charleston...	10	8	4	..	1000	Bittle, Charleston...	136	202	13	9	.960
Barum, Huntington.	18	22	..	..	1000	Thoma, Huntington..	69	110	9	5	.959
Redman, Huntington	10	23	1	..	1000	Goodman, Lexington	122	167	22	8	.959
Shaffer, Hamilton...	61	74	6	..	1000	Farrell, Ironton.....	72	110	6	5	.959
West, Hamilton.....	12	9	2	..	1000	Lamy, Charleston...	84	122	16	6	.958
Kendall, Ironton.....	137	205	10	3	.987	Beswick, Hamilton..	10	20	1	1	.955
Barrett, Chil.-Mays.	43	62	3	1	.985	Snyder, Hamilton...	15	19	1	1	.952
Guhl, Iron.-Hunt....	48	100	3	2	.981	Johnson, Huntington	56	95	4	5	.951
Wilbers, Maysville..	91	193	10	4	.981	Baggan, Portsmouth	134	223	9	12	.950
Donovan, Lex.-May..	136	294	28	7	.979	Uhrig, Lexington....	97	188	30	12	.946
Meehan, Mays.-Hun.	29	32	1	1	.976	Burke, Hamilton....	131	290	42	20	.943
Calbert, Huntington	66	114	7	3	.976	Weller, Lexington...	11	12	4	1	.941
Houts, Chillicothe...	40	76	5	2	.976	Carney, Huntington.	10	15	1	1	.941
H. Cain, Portsmouth	138	319	15	9	.974	Nally, Ironton.....	131	276	23	19	.940
Eisel, Chillicothe....	135	281	11	8	.973	Middleton, Hunt....	45	85	7	6	.930
Reynolds, May.-Por.	22	32	3	1	.972	Southworth, Ports...	77	115	12	10	.927
Carter, Maysville....	22	17	6	1	.971	Corbin, Chillicothe..	121	206	14	20	.917
Daly, Maysville.....	22	31	..	1	.969	Wilkie, Huntington.	37	49	5	5	.915
Jaekle, Hamilton....	57	116	10	4	.969	Gray, Charleston....	133	125	12	13	.913
Mamaux, Hunt.....	11	25	3	1	.969	Ellis, Lexington....	34	48	1	6	.891
Nixon, Portsmouth..	57	86	5	3	.968	Madden, Mays.-Hun.	37	62	3	8	.890
Meister, Hamilton...	74	129	18	5	.967	Kimball, Maysville..	10	16	1	3	.850

## PITCHERS.

Cramer, Huntington	16	8	41	..	1000	Hartwig, Ports.....	39	13	95	5	.956
Camnitz, Lexington.	24	7	71	..	1000	Hart, Hamilton.....	15	7	36	2	.956
Priest, Hamilton....	13	10	34	..	1000	Leake, Charleston...	29	16	68	4	.955
Wright, Huntington.	13	5	24	..	1000	Donalds, Portsmouth	40	12	83	5	.950
Raycamp, Maysville	10	4	25	1	1000	Woodrum, Lexington	24	7	50	3	.950
Black, Lexington....	42	12	92	1	.990	Cornwell, Ironton...	29	12	62	4	.949
Lavender, Hunt....	23	6	63	1	.986	Kearns, Ham.-Ir.-Ch.	21	9	58	4	.944
Goshorn, Chillicothe	39	24	93	1	.983	McIlvaine, Chil.....	40	6	110	7	.943
Schorr, Char.-Mays..	21	4	54	1	.983	Carter, Maysville....	34	17	81	6	.942
Myers, Charleston...	21	11	47	1	.983	Frost, Ironton.....	17	4	43	3	.940
Bruck, Chillicothe...	17	10	46	1	.981	Clark, Hamilton....	24	5	40	3	.938
Osborne, Ironton....	15	10	35	1	.978	Myers, Maysville....	14	7	38	3	.938
Hovlik, Charleston..	36	20	68	2	.978	McWhorter, Ironton.	31	7	48	4	.932
Long, Hamilton.....	33	7	79	2	.977	Trautman, Ironton..	25	7	72	6	.929
Cochran, Charleston.	33	18	101	3	.975	Weller, Lexington...	37	19	84	8	.928
Munk, Cha.-Por.-Chi.	28	11	60	2	.973	Black, Huntington..	37	5	79	7	.923
Carts, Charleston....	22	2	29	1	.969	Mamaux, Hunt.....	39	16	90	9	.922
Tipple, Huntington.	14	1	30	1	.969	Becknell, Ports.....	32	12	92	9	.920
Monroe, Lexington..	17	1	29	1	.968	Feldner, Ironton....	15	4	42	4	.920
Grandle, Chillicothe.	38	9	95	4	.963	Thompson, Ht.-Ma..	13	5	17	2	.917
Reynolds, May.-Por.	15	16	36	2	.963	Owens, Hamilton....	10	..	15	2	.882
Dashner, Lex.-Mays.	22	12	44	3	.958	Railing, Hamilton..	14	3	25	5	.848

## CATCHERS.

Weinberg, Por.-Chil.	46	234	37	1	.996	Young, Charleston..	22	119	22	3	.979
Schwab, Ironton.....	66	283	71	4	.989	Redman, Huntington	62	436	88	12	.978
Shields, Charleston..	66	408	75	6	.988	Fohl, Huntington...	72	429	93	12	.978
Jackley, Ironton.....	61	392	30	6	.986	Dawson, Lexington..	79	490	67	14	.975
Woodruff, Maysville.	10	52	15	1	.985	Talbot, Chillicothe..	112	501	141	18	.973
McDaniel, Maysville	69	299	73	5	.985	Danford, Lexington.	60	260	40	11	.965
Huston, Ham.-Chil..	53	258	73	5	.985	Geib, Maysville.....	41	187	40	11	.954
Smith, Portsmouth..	28	150	21	3	.983	Beers, Portsmouth..	60	324	95	22	.950
Shook, Charleston...	48	210	62	5	.982	Joyce, Hunt.-Ham...	12	67	5	4	.947
B. Goodman, Lex....	13	40	6	1	.981	Liebrook, Hamilton.	72	34	10	3	.936
Francisco, Hamilton	78	344	119	9	.981	Thompson, Chil.....	12	45	8	2	.900



PITCHERS' RECORDS.

Name and Club.	G.	W.	L.	PC.	Name and Club.	G.	W.	L.	PC.
Donalds, Portsmouth...	40	30	8	.789	Black, Lexington.....	42	20	18	.526
Tipple, Huntington....	14	10	4	.714	Weller, Lexington.....	37	17	16	.515
Goshorn, Chillicothe....	39	25	11	.694	Dashner, Lex.-Mays....	22	9	9	.500
Leake, Charleston.....	29	18	8	.692	Bruck, Chillicothe.....	17	7	7	.500
Hovlik, Charleston.....	36	24	11	.686	Black, Huntington.....	37	15	16	.484
Becknell, Portsmouth..	32	17	8	.680	Trautman, Ironton.....	25	10	11	.476
Priest, Hamilton.....	13	8	4	.667	Railing, Hamilton.....	14	5	6	.455
McIlvaine, Chillicothe..	40	25	13	.658	Woodrum, Lexington...	24	9	13	.409
Osborne, Ironton.....	15	9	5	.643	Monroe, Lexington.....	17	4	6	.400
Cramer, Huntington....	16	10	6	.625	Carter, Maysville.....	34	13	20	.394
Grandle, Chillicothe....	38	20	12	.625	Cornwell, Ironton.....	29	11	17	.393
Long, Hamilton.....	33	20	12	.625	Hart, Hamilton.....	15	5	8	.385
Myers, Charleston.....	21	11	7	.611	Schorr, Char.-Mays....	21	5	11	.375
Carts, Charleston.....	22	8	6	.571	Lavender, Huntington.	23	6	10	.375
Cochran, Charleston....	33	16	12	.571	Clark, Hamilton.....	24	7	13	.350
Hartwig, Portsmouth..	39	20	15	.571	Feldner, Ironton.....	15	3	9	.250
Frost, Ironton.....	17	8	6	.571	Myers, Maysville.....	14	3	9	.250
Camnitz, Lexington....	24	10	8	.556	Kearns, Iron.-Ham.-Ch.	21	4	13	.235
McWhorter, Ironton....	31	15	12	.556	Reynolds, Mays.-Ports.	15	3	12	.200
Munk, Ch.-Por.-Chil....	28	12	10	.545	Raycamp, Maysville...	10	2	8	.200
Wright, Huntington...	13	6	5	.545	Thompson, Ht.-Mays...	13	2	8	.200
Mamaux, Huntington..	39	18	16	.529					

Ohio State League—Hovlik of Charleston struck out fourteen Hamilton men, July 21.

Ohio State League—Donald of Portsmouth held the Lexington batsmen to one hit, July 21.

Ohio State League—Maysville defeated Chillicothe, 8—4, in twelve innings, July 18.

Ohio State League—Huntington defeated Portsmouth, 4—2, in fifteen innings, August 19.

Ohio State League—Lexington made only one hit off pitcher Mammaux of Huntington, July 15.

Ohio State League—Ten Chillicothe men struck out off Mammaux of Huntington, August 22.

Ohio State League—Chillicothe defeated Hamilton on May 11, making twelve runs in one inning.

Ohio State League—Pitcher Mammaux of Huntington struck out eleven Lexington batsmen, June 5.

Ohio State League—Pitcher Lavender of Huntington shut out Hamilton without a hit or a run on July 6.

Ohio State League—In a game between Ironton and Maysville, May 29, Ironton won, 4—3, in twelve innings.

Ohio State League—Hamilton was shut out, 4—0, and got only one hit off pitcher Hertwig of Portsmouth, June 3.

Ohio State League—Pitcher Woodrum of Lexington held Huntington to one hit, yet lost his game, 1—0, August 6.

Ohio State League—Cockran of Charleston struck out seventeen Maysville batsmen, a record for the season, August 6.

Ohio State League—Hovlik of Charleston struck out fifteen Lexington batsmen, September 19, equalling the league record.

Ohio State League—In a game with Ironton on July 17, pitcher Hovlik of Charleston allowed only one hit to be made off him.

Ohio State League—Pitcher Mammaux of Huntington, shut out Maysville without a hit or a run, and only twenty-seven men faced him, August 14.

Ohio State League—In a game between Ironton and Huntington, July 25, won by Ironton, 5—3, Whalen, shortstop of Ironton, had thirteen chances in the field, all of which were accepted.

# Georgia-Alabama League

## STANDING OF CLUBS AT CLOSE OF SEASON.

Club.	Won.	Lost.	PC.	Club.	Won.	Lost.	PC.
Gadsden .....	51	38	.573	Anniston .....	45	45	.500
Newman .....	46	44	.511	LaGrange .....	42	48	.466
Opelika .....	46	45	.505	Talladega .....	40	50	.333

## INDIVIDUAL BATTING.

Name and Club.	G.	AB.	R.	H.	SB.	PC.
Rohe, Newman .....	42	154	28	67	15	.435
Randall, Gadsden .....	72	268	54	110	10	.410
Boyd, Talladega .....	..	44	3	17	..	.386
Howell, Newman .....	89	266	63	102	..	.380
Reese, Talladega .....	73	255	44	96	14	.376
Craven, Newman .....	90	345	9	121	24	.350
Donaldson, LaGrange .....	78	325	54	111	22	.341
Powers, Talladega .....	24	86	9	29	3	.337
Proctor, Anniston .....	42	144	21	48	8	.333
Rice, Newman .....	61	210	28	68	6	.323
Askew, Anniston .....	68	246	39	79	19	.321
Camp, Talladega .....	90	347	44	109	17	.314
Blackwell, Opelika .....	90	338	48	105	17	.310
Pezold, Gadsden .....	86	299	76	91	18	.304
Richards, Talladega .....	33	115	6	35	1	.304
Werner, Gadsden .....	88	334	48	101	18	.302
Cole, Newman .....	57	205	39	62	4	.302
Clark, Gadsden .....	19	66	11	20	4	.303
Stephenson, Anniston .....	48	167	24	50	8	.299
Bannister, LaGrange .....	36	110	14	32	4	.290
Chambers, Opelika .....	91	335	52	99	15	.295
Jorda, Gadsden .....	78	284	35	81	17	.285
Ery, Opelika .....	..	231	31	66	5	.285
Hopper, Anniston .....	29	89	14	28	10	.285
Hoch, Talladega .....	37	147	23	42	3	.285
Waldron, LaGrange .....	91	316	63	90	25	.284
Billingsley, LaGrange .....	80	285	32	81	7	.284
Lamar, Anniston .....	88	328	47	93	30	.283
Hawkins, Opelika .....	36	94	7	26	4	.280
Robinson, Newman .....	65	321	56	89	25	.277
Donaldson, Anniston .....	79	299	53	83	25	.277
Williams, Gadsden .....	90	367	62	101	40	.275
Glass, Talladega .....	89	344	55	97	33	.271
Cooper, Gadsden .....	59	214	30	57	8	.266
Williams, Opelika .....	38	109	14	29	7	.265
Nelson, LaGrange .....	80	294	45	78	11	.265
Hardage, Opelika .....	31	132	17	35	7	.265
Griffin, Newman .....	83	314	42	83	11	.264
Brannen, LaGrange .....	65	226	33	59	6	.261
Schwartz, Opelika .....	88	312	30	80	11	.256
Allen, Opelika .....	37	125	17	32	1	.256
Cantley, Opelika .....	37	113	7	29	3	.256
Vandegriff, LaGrange .....	44	152	17	39	8	.256
Roxie, Gadsden .....	59	223	23	57	10	.255
Hanson, Newman .....	17	56	6	14	5	.250
Newkirk, LaGrange .....	91	319	58	77	35	.241
Ragsdale, Opelika .....	87	309	56	73	35	.236
Henry, Anniston .....	89	332	48	78	18	.234
Lunger, Anniston .....	27	99	7	23	3	.232
Bone, Opelika .....	62	217	19	50	6	.230
Clark, LaGrange .....	81	320	44	72	11	.225
Robinson, LaGrange .....	51	183	17	41	6	.224
Reinecke, Gadsden .....	89	338	54	75	19	.221
Spitznagle, Opelika .....	88	317	62	69	31	.217
McCraney, Talladega .....	48	176	20	38	8	.215
Beasley, LaGrange .....	46	142	14	29	2	.204
Roberts, Talladega .....	45	184	18	28	4	.190

INDIVIDUAL BATTING—(Continued).

Name and Club.	G.	AB.	R.	H.	SB.	PC.
Whitfield, Talladega .....	39	135	11	25	3	.185
Sheppard, Anniston .....	85	281	24	49	8	.181
Gutterez, LaGrange .....	55	209	24	49	8	.181
Sigmon, Gadsden .....	43	132	16	24	5	.181

INDIVIDUAL FIELDING.

FIRST BASEMEN.

Name and Club.	G.	PO.	A.	E.	PC.	Name and Club.	G.	PO.	A.	E.	PC.
Schwartz, Opelika....	88	631	33	14	.979	Newkirk, LaGrange..	91	862	28	30	.967
Williams, Gadsden...	90	861	31	19	.979	Hopper, Anniston....	29	181	16	8	.960
Griffin, Newman.....	83	675	38	8	.976	Rice, Newman*.....	61	176	44	10	.956
Hoch, Talladega.....	37	316	18	8	.976	* Also played in outfield.					

SECOND BASEMEN.

Clark, Gadsden.....	19	52	60	1	.991	Lamar, Anniston.....	88	221	203	45	.905
Howell, Newman.....	89	234	232	29	.941	Gutterez, LaGrange.	55	59	129	21	.899
Blackwell, Opelika..	90	176	155	30	.916	Glass, Talladega.....	89	152	151	35	.896

THIRD BASEMEN.

Chambers, Opelika*..	91	109	116	32	.952	Waldron, LaGrange..	91	99	181	28	.909
Rohe, Newman.....	42	57	88	9	.941	Roxie, Gadsden.....	59	63	106	20	.894
Lunger, Anniston.....	27	51	44	8	.922	McCraney, Talladega	48	64	73	16	.830

\* Also played in outfield.

SHORTSTOPS.

Donaldson, LaGran..	78	295	70	25	.935	Donaldson, Anniston.	79	150	214	42	.896
Spitznagle, Opelika..	88	160	252	42	.907	Clark, LaGrange*....	81	127	192	42	.883
Reinecke, Gadsden...	89	141	257	43	.902	Cole, Newman.....	57	100	159	40	.866
Powers, Talladega...	24	35	63	11	.898	* Also played third base.					

OUTFIELDERS.

Ragsdale, Opelika...	87	160	21	5	.973	Craven, Newman.....	90	96	17	8	.923
Proctor, Anniston....	42	67	6	2	.973	Werner, Gadsden.....	88	111	13	10	.925
Robinson, LaGrange*	51	87	9	3	.969	Whitfield, Talladega.	39	85	19	8	.920
Henry, Anniston.....	89	182	13	7	.965	Randall, Gadsden....	72	110	11	11	.916
Hardage, Opelika....	31	51	1	2	.962	Askew, Anniston.....	68	114	13	12	.913
Ery, Opelika*.....	75	138	48	8	.958	Vandegraf, LaGrange	44	57	5	6	.911
Camp, Talladega.....	90	155	20	11	.940	Nelson, LaGrange*...	80	74	37	11	.909
Reese, Talladega.....	73	176	47	14	.940	Cooper, Gadsden.....	59	116	108	29	.885
Pezold, Gadsden.....	86	111	21	9	.936	* Also pitcher.					

PITCHERS.

Cantley, Opelika.....	37	29	106	3	.978	Stevenson, Anniston*	48	49	82	16	.891
Robinson, Newman*..	65	135	30	13	.926	Roberts, Talladega...	45	60	69	25	.837
Bannister, LaGran..*	36	32	25	5	.919	Billingsley, LaGran..	46	34	40	16	.822
Williams, Opelika....	38	28	27	6	.915	Brannen, LaGrange*.	65	111	173	22	.921

\* Also played in outfield.

CATCHERS.

Hanson, Newman....	17	72	12	..	1000	Jorda, Gadsden.....	78	416	72	13	.964
Bone, Opelika.....	62	345	60	7	.983	Richards, Talladega.	33	189	33	5	.933
Sheppard, Anniston..	85	537	90	15	.975	Allen, Opelika.....	37	165	36	15	.930
Billingsley, LaGran..	80	459	87	17	.970						

PITCHERS' RECORDS.

Name and Club.	G.	W.	L.	PC.	Name and Club.	G.	W.	L.	PC.
Ery, Opelika.....	24	19	5	.791	Young, Anniston.....	8	4	4	.500
Frentz, Gadsden.....	13	10	3	.769	Needles, Gadsden.....	6	3	3	.500
Batson, Anniston.....	11	8	3	.727	Kuppin, Talladega....	4	2	2	.500
Luttrell, Newman.....	13	9	4	.692	Bannister, LaGrange..	11	5	6	.454
Lovett, Newman.....	13	9	4	.666	Cantley, Opelika.....	23	10	13	.434
Robinson, Newman....	6	4	2	.666	Williams, Opelika.....	23	10	13	.434
Sigmon, Gadsden.....	23	14	9	.604	Beasley, LaGrange....	24	10	14	.416
Glazener, Anniston....	10	6	4	.600	Boyd, Talladega.....	5	2	3	.400
Head, LaGrange.....	14	8	6	.571	Hawkins, Newman....	19	7	12	.368
King, Gadsden.....	23	12	11	.521	Robinson, LaGrange...	3	1	2	.333
Hawkins, Opelika.....	20	10	10	.500	Stark, Newman.....	7	3	4	.328
Stephenson, Anniston..	14	7	7	.500	Nelson, LaGrange.....	8	2	6	.250
Branner, LaGrange....	8	4	4	.500					

# New Brunswick-Maine League

## STANDING OF CLUBS AT CLOSE OF SEASON.

Club.	Won.	Lost.	PC.	Club.	Won.	Lost.	PC.
Fredericton .....	41	24	.631	St. Croix .....	31	30	.508
St. John .....	41	29	.586	Bangor .....	18	48	.273

## INDIVIDUAL BATTING.

Name and Club.	G.	A.	B.	R.	H.	PC.	Name and Club.	G.	A.	B.	R.	H.	PC.
Matthews, Bangor....	33	140	21	53	.378		Riley, St. John.....	70	254	39	70	.276	
Tetrault, St. Croix....	53	236	39	86	.364		Vance, St. Croix.....	60	235	26	64	.272	
Flaherty, St. John....	13	45	11	16	.356		Ramsey, St. John....	36	111	11	30	.270	
Reed, Bangor.....	34	137	24	47	.343		Dolan, Bangor.....	64	225	44	60	.267	
Duggan, Fredericton..	60	214	56	73	.341		O'Brien, St. John....	63	240	60	64	.267	
Pinkerton, St. John...	50	201	36	68	.338		McPherson, St. Croix.	46	177	23	46	.264	
Condon, Fredericton...	30	71	21	24	.338		Parker, St. Croix....	61	236	46	62	.263	
Ganley, Fredericton...	60	232	56	78	.336		Tarbell, St. John....	28	77	11	20	.260	
Connaughton, Bangor.	45	187	40	63	.333		Wildes, St. Croix....	61	242	32	62	.259	
Keaney, Fredericton..	38	142	34	47	.331		Callahan, Fredericton.	65	242	35	61	.252	
Stone, Fredericton....	42	155	29	51	.328		Morey, Fredericton...	13	44	7	11	.250	
Cooney, Bangor.....	19	67	8	22	.328		Tewhey, Bangor.....	65	252	31	63	.250	
Boardman, Bangor....	30	125	28	40	.320		Dutton, Bangor.....	24	98	18	24	.245	
Jacobson, St. Croix....	53	207	45	65	.314		Hart, Bangor.....	11	37	4	9	.243	
Wakefield, Bangor....	64	150	18	46	.307		Gross, St. Croix.....	59	199	26	47	.236	
Conley, St. John.....	22	62	14	17	.302		Murphy, Fredericton..	58	191	25	41	.215	
Shankey, St. John....	57	221	38	65	.294		Waterhouse, St. John.	67	249	35	53	.213	
Lynch, St. Croix.....	54	211	38	62	.294		Wallace, Bangor.....	25	74	5	15	.203	
Watt, St. John.....	62	239	37	69	.289		Howard, St. Croix....	26	79	8	11	.139	
White, Fredericton....	65	229	33	65	.284		Lee, St. Croix.....	25	79	9	11	.139	
Pease, St. John.....	68	232	35	65	.281		Ahearn, Bangor.....	30	63	2	8	.127	
Conley, Fredericton...	51	186	30	52	.280		McPhee, St. Croix....	19	50	6	6	.120	
Bien, St. John.....	55	199	20	55	.276		Dedrick, Fredericton..	21	45	8	3	.063	

## CLUB BATTING.

Club.	G.	AB.	R.	H.	PC.	Club.	G.	AB.	R.	H.	PC.
St. Croix .....	61	2128	339	590	.277	Bangor .....	66	2317	238	633	.273
Fredericton ....	65	2173	390	593	.273	St. John .....	70	2397	398	649	.271

## INDIVIDUAL FIELDING.

### FIRST BASEMEN.

Name and Club.	PO.	A.	E.	PC.	Name and Club.	PO.	A.	E.	PC.
Callahan, Fredericton...	19	1	..	1000	Shankey, St. John.....	436	8	18	.961
Brooks, Bangor.....	8	1	..	1000	Matthews, Bangor.....	148	6	7	.957
Walsh, Bangor.....	7	..	..	1000	Le Breck, Bangor.....	63	2	3	.956
Cooney, Bangor.....	82	2	1	.988	Pease, St. C.-St. J.....	81	1	4	.955
Watt, St. J.-St. C.....	283	16	6	.980	Stone, Fredericton.....	296	11	6	.948
Duggan, Fredericton....	44	..	1	.978	Vance, St. Croix.....	330	21	22	.941
Wakefield, Bangor.....	39	..	1	.976	Flaherty, St. John.....	63	3	6	.917
Mulligan, St. John.....	41	1	1	.975	LeBrun, St. J.-Bangor..	20	1	2	.913
Sullivan, Fredericton...	140	4	4	.973	Dutton, Bangor.....	52	..	5	.912
Reed, Bangor.....	156	2	5	.969	Priestley, Bangor.....	60	1	6	.910
Swazey, Bangor.....	99	3	4	.962	Keaney, Fredericton....	7	..	2	.778

### SECOND BASEMEN.

Name and Club.	PO.	A.	E.	PC.	Name and Club.	PO.	A.	E.	PC.
Spiller, St. Croix.....	1	3	..	1000	Pinkerton, St. John....	108	138	21	.921
McPherson, St. Croix...	1	2	..	1000	Lamorey, Bangor.....	22	23	4	.913
Wilde, Ban.-Fred.-St.C.	49	67	4	.967	Tetrault, St. Croix.....	79	107	21	.899
Ramsay, St. John.....	12	10	1	.957	Foote, Bangor.....	5	15	3	.870
Nolan, St. John-Fred...	41	47	5	.946	Keaney, Fredericton....	9	15	6	.800
Connaughton, Bangor...	109	153	21	.926	Parker, St. Croix.....	7	10	5	.773
Callahan, Fredericton...	149	149	24	.925					

INDIVIDUAL FIELDING—(Continued).

THIRD BASEMEN.

Name and Club.	PO.	A.	E.	PC.	Name and Club.	PO.	A.	E.	PC.
McPherson, St. C.-St. J.	21	25	1	.979	Marcotte, Fredericton...	25	21	7	.868
Wilde, Ban.-St.C.-Fred.	10	28	2	.950	Lynch, St. Croix.....	70	92	32	.835
Boardman, Bangor.....	35	58	8	.921	Talcott, Bangor.....	16	9	5	.833
R. Conley, Fredericton.	53	96	16	.903	Matthews, Bangor.....	2	3	1	.833
O'Brien, St. John.....	75	136	23	.902	Lamorey, Bangor.....	2	2	1	.800
Dolan, Bangor.....	9	9	2	.900					

SHORTSTOPS.

Name and Club.	PO.	A.	E.	PC.	Name and Club.	PO.	A.	E.	PC.
Waterhouse, St. John...	125	184	40	.885	Vance, St. Croix.....	54	62	20	.853
Fryer, Fredericton.....	45	65	15	.880	Ramsay, St. John.....	17	15	6	.842
Tewhey, Bangor.....	124	201	54	.869	Parker, St. Croix.....	11	30	11	.788
McPherson, St.-C.-St.-J.	43	54	15	.866	Wilde, Ban.-Fred.-St.C.	20	23	18	.746
Keaney, Fredericton....	47	96	21	.854	O'Callaghan, Fred.....	10	1	4	.733

OUTFIELDERS.

Name and Club.	PO.	A.	E.	PC.	Name and Club.	PO.	A.	E.	PC.
Reed, Bangor.....	23	5	..	1000	Wilde, Ban.-Fred.-St.C.	16	2	1	.947
Spiller, St. Croix.....	19	3	..	1000	Parker, St. Croix.....	75	19	6	.940
Hughes, St. John.....	10	2	..	1000	Jacobson, St. Croix.....	95	8	9	.920
Flynn, Fredericton.....	9	..	..	1000	L. Conley, Bangor.....	11	..	1	.917
Waterhouse, St. John...	7	..	..	1000	Little, St. John.....	20	2	2	.917
Mayo, Bangor-St. John..	7	1	..	1000	Dutton, Bangor.....	29	3	3	.914
Lee, St. Croix.....	5	2	..	1000	Black, St. J.-St. C.....	76	6	8	.911
Priestley, Bangor.....	9	1	..	1000	Ramsay, St. John.....	26	2	3	.903
Ashworth, Bangor.....	5	1	..	1000	Fryer, Fredericton.....	8	1	1	.900
Lamorey, Bangor.....	4	1	..	1000	Brooks, Bangor.....	16	2	2	.900
McLellan, Bangor.....	2	..	..	1000	Hoffman, St. J.-Fred...	5	3	1	.889
Conley, St. C.-St. J.....	1	1	..	1000	Condon, Fredericton....	7	..	1	.875
Blackbird, Bangor.....	2	1	..	1000	Watt, St. J.-St. C.....	33	8	7	.854
Flaherty, St. John.....	..	1	..	1000	Morey, Fredericton.....	5	..	1	.833
Matthews, Bangor.....	33	5	1	.872	Hammond, Bangor.....	25	3	6	.824
Tetrault, St. Croix.....	29	3	1	.970	York, St. John.....	14	1	4	.789
Dolan, Bangor.....	111	18	5	.963	Wallace, Bangor.....	2	1	1	.750
Riley, St. John.....	119	5	5	.961	LeBrun, Bangor-St. J...	2	..	1	.667
Duggan, Fredericton....	102	18	5	.960	Mahoney, Bangor.....	2	..	1	.667
Ganley, Fredericton....	129	8	6	.958	Howard, St. Croix.....	4	..	3	.571
Pease, St. C.-St. J.....	85	5	14	.957	Hart, Bangor.....	1	..	1	.500
White, Fredericton.....	103	9	6	.949					

CATCHERS.

Name and Club.	PO.	A.	E.	PB.	PC.	Name and Club.	PO.	A.	E.	PB.	PC.
Stone, Fredericton...	23	12	..	..	1000	Mayo, St. J.-Bangor.	27	12	2	..	.951
Spring, Fredericton..	23	5	..	2	1000	Murphy, Fredericton.	290	71	19	14	.950
LeBreck, Bangor.....	16	4	..	..	1000	Wakefield, Bangor...	168	35	11	..	.949
Spiller, St. Croix.....	10	1	..	..	1000	Flaherty, St. John...	32	16	3	2	.941
Desmond, Fred.....	8	..	..	1	1000	Watt, St. J.-St. C...	10	5	1	3	.938
Bien, St. John.....	315	75	4	6	.990	Ladd, St. John.....	10	1	1	..	.927
Gross, St. Croix.....	341	80	11	18	.975	LeBrun, Ban.-St. J..	15	8	2	2	.920
Brooks, Bangor.....	66	12	4	3	.951	Driscoll, Bangor.....	8	3	..	..	.917

CLUB FIELDING.

Club.	G.	PO.	A.	E.	PC.	Club.	G.	PO.	A.	E.	PC.
St. John .....	70	1918	871	177	.940	Fredericton ....	65	1735	749	193	.928
Bangor .....	66	1690	827	192	.929	St. Croix .....	61	1552	709	209	.915

## PITCHERS' RECORDS.

Name and Club.	PO.	A.	E.	BB.	SO.	WP.	PC.
Wallace, Bangor .....	6	35	..	31	54	2	1000
Gibbs, Bangor .....	5	15	..	13	10	1	1000
McLellan, Bangor .....	2	9	..	9	5	..	1000
Phinney, Bangor .....	..	7	..	5	19	..	1000
Flynn, Fredericton .....	..	7	..	8	11	..	1000
Williams, St. John.....	1	6	..	6	5	..	1000
Cooney, Bangor .....	2	4	..	4	12	..	1000
Sarette, Bangor .....	..	12	..	5	14	..	1000
Hersom, Bangor .....	..	4	..	..	..	..	1000
Arminger, Bangor .....	1	2	..	3	8	..	1000
Hart, Bangor .....	1	2	..	8	19	1	1000
Welsh, Bangor .....	..	1	..	..	1	2	1000
Rogers, St. John.....	..	2	..	..	..	..	1000
Edwards, Fredericton .....	..	2	..	2	5	..	1000
Kelly, Fredericton .....	1	2	..	2	1	..	1000
Harper, Bangor .....	..	1	..	..	..	..	1000
Shankey, St. John.....	5	26	1	31	31	3	.969
Tarbell, St. John.....	9	43	2	42	115	3	.962
Ingalls, Fredericton .....	4	18	1	21	18	1	.957
Dedrich, St. John-Fredericton.....	10	35	2	46	62	5	.951
Condon, Fredericton .....	15	29	8	24	65	1	.936
Woodbury, St. John.....	..	41	3	40	75	2	.932
McPhee, St. Croix-Bangor.....	5	33	3	29	55	4	.927
Woodcock, Fredericton .....	7	5	1	2	16	1	.923
Blackbird, Bangor .....	2	9	1	3	2	..	.917
Ahearn, Fredericton-Bangor .....	8	62	7	43	72	4	.909
Conley, St. Croix-St. John.....	11	48	6	25	52	3	.908
Lavasseur, Fredericton .....	..	8	1	5	13	1	.889
Lee, St. Croix.....	11	44	7	75	118	8	.887
Charles, St. John.....	2	44	6	30	80	7	.885
Morey, Fredericton .....	7	8	2	22	30	3	.882
Mahoney, Bangor .....	..	7	1	16	9	1	.875
Gerard, Bangor .....	1	11	2	12	19	..	.857
Howard, Bangor .....	7	37	9	31	78	1	.830
Jerauld, Bangor .....	..	3	1	3	7	1	.750
Carney, Bangor .....	..	4	2	9	8	1	.667
Roper, Bangor .....	..	1	1	3	10	..	.500
Phelan, Fredericton .....	..	..	2	..	4	2	.000
Brown, Bangor .....	..	..	2	..	..	2	.000

American Association—St. Paul defeated Toledo, 6—4, in twelve innings, August 8.

Northwestern League—Ingersoll of Vancouver struck out eleven Victoria batsmen, June 16.

Nebraska League—Pitcher Norton of Hastings held Beatrice to one hit in a 7—0 game, July 15.

Georgia-Alabama League—Bathon of Anniston shut out La Grange without a hit or a run, August 16.

Pacific Coast League—San Francisco and Oakland played a twelve-inning game, April 16, the former winning, 5—4.

New York State League—Without either team scoring, Binghamton and Utica battled for fourteen innings, June 3.

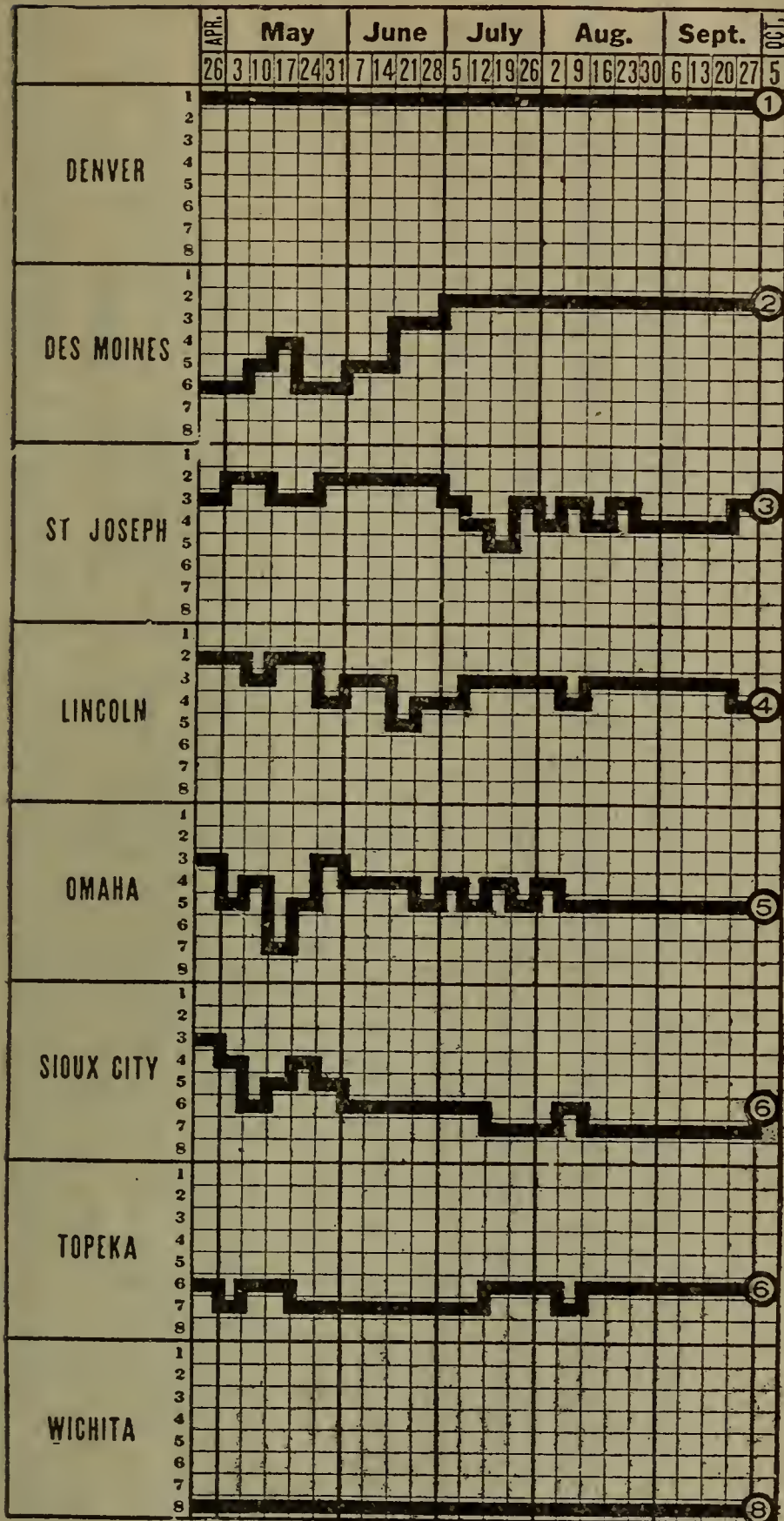
Western League—In the first game of a double-header, August 24, Faber of Des Moines struck out ten Omaha men.

Missouri-Iowa-Nebraska-Kansas League—Fifteen innings were played by Falls City and Auburn, May 18, Falls City winning, 5—4.

Illinois-Missouri League—The total number of men employed by various teams: Streator, 41; Lincoln, 24; Champaign, 24; Kankakee, 23; Pekin, 21; Canton, 15.

Texas League—The longest game of the year in the league was played by San Antonio and Fort Worth, August 17, San Antonio winning in sixteen innings, 1—0.

# Western League



With the same number of games on its schedule, and the same clubs that made up its circuit in 1912, the Western League finished its season on October 5, Denver again winning the championship for the third successive year. The Colorado team was just about ten games ahead of Des Moines, which came up from fourth place the previous year, St. Joseph dropping to third place. Lincoln finished fourth, one notch higher than in 1912. Omaha dropped from third to fifth, Sioux City remained in sixth place, and Wichita and Topeka exchanged positions, the former bringing up the rear. Although Denver won easily in the end, Des Moines, for the greater part of the season, gave the leaders a hard fight for first position. The affairs of the league were ably administered by President Norris L. O'Neill.

### CHAMPIONSHIP WINNERS IN PREVIOUS YEARS.

1900—Denver .....	.581
1901—Kansas City..	.642
1902—Kansas City..	.603
1903—Milwaukee ...	.659
1904—Omaha .....	.600
1905—Des Moines...	.646
1906—Des Moines...	.660
1907—Omaha .....	.571
1908—Sioux City....	.607
1909—Des Moines...	.612
1910—Sioux City....	.643
1911—Denver .....	.671
1912—Denver .....	.611

### STANDING OF CLUBS AT CLOSE OF SEASON.

Club.	Won.	Lost.	PC.	Club.	Won.	Lost.	PC.
Denver .....	104	62	.628	Omaha .....	79	86	.473
Des Moines .....	93	72	.566	Sioux City .....	73	92	.441
St. Joseph .....	89	78	.537	Topeka .....	73	92	.441
Lincoln .....	87	80	.524	Wichita .....	65	101	.384

## INDIVIDUAL BATTING.

Compiled by Irwin M. Howe, Chicago, Ill.

Name and Club.	G.	AB.	R.	H.	TB.	2B.	3B.	HR.	SH.	SB.	PC.
G. Watson, St. Joseph.....	33	122	29	48	62	8	3	..	3	7	.393
Middleton, Wichita .....	150	573	100	212	255	20	10	1	17	46	.370
Elston, Denver .....	61	218	40	79	123	15	7	5	4	6	.362
Price, Topeka .....	18	61	5	20	21	1	..	..	2	1	.360
Clarke, Sioux City.....	145	526	108	187	267	50	9	4	14	32	.356
Stange, Sioux City.....	34	74	6	26	35	7	1	..	2	1	.351
Quinlan, St. Joseph.....	32	46	4	16	16	..	..	..	1	..	.348
Wolfgang, Denver .....	44	124	14	43	52	7	1	..	3	3	.347
Block, Denver .....	117	385	55	133	169	19	7	1	16	17	.345
Butcher, Denver .....	136	475	101	161	252	38	13	9	22	19	.339
Channell, Denver .....	162	624	137	210	368	44	18	26	17	38	.337
Gilmore, Denver .....	122	462	99	155	219	24	11	6	16	30	.335
Forsythe, Topeka .....	159	646	117	217	286	35	11	4	6	28	.334
Thomason, Omaha .....	160	608	128	202	279	32	15	5	17	13	.332
Vann, Sioux City.....	74	235	29	77	106	19	2	2	2	1	.328
Johnson, Omaha .....	149	496	70	162	231	35	11	4	17	19	.327
Davidson, Sioux City.....	167	631	117	205	255	23	6	5	15	22	.325
Kelly, St. Joseph.....	163	658	136	209	281	28	13	6	14	68	.319
Ketter, St. Joseph.....	68	214	32	68	85	11	3	..	5	5	.318
Nicholson, Wichita .....	82	324	70	102	131	11	6	2	5	22	.315
McCormick, Lincoln .....	164	583	111	185	304	36	19	15	5	8	.317
Stroeter, Sioux City.....	15	57	9	18	21	1	1	..	4	1	.316
T. Smith, Sioux City.....	165	606	124	190	271	46	4	9	17	19	.313
Rader, Lincoln .....	33	123	21	38	56	6	6	..	..	3	.309
Cole, Lincoln .....	142	488	91	151	212	30	5	7	22	15	.309
McAllister, Topeka .....	99	308	36	95	114	13	3	..	4	12	.308
G. Smith, Topeka .....	53	153	25	47	74	10	7	1	4	7	.307
McLarry, Topeka .....	159	598	106	183	274	48	14	5	13	33	.306
Zwilling, St. Joseph.....	169	615	89	187	291	38	15	12	11	30	.306
Westerzil, St. Joseph.....	169	635	92	194	265	25	20	2	19	26	.305
Reinhart, St. Joseph.....	18	46	5	14	17	3	..	..	..	1	.304
C. French, Denver.....	58	231	34	70	97	10	7	1	8	12	.303
Hunter, Des Moines.....	161	639	114	198	244	19	9	4	19	30	.302
Koerner, Topeka .....	164	605	92	183	249	38	8	4	12	14	.302
Lloyd, Lincoln .....	164	652	109	197	266	41	11	2	10	29	.301
Burns, Sioux City.....	92	355	54	107	175	20	6	12	2	11	.301
Cooney, Sioux City.....	160	641	119	192	236	32	3	2	27	37	.300
Kean, Omaha .....	165	634	96	189	258	31	13	4	24	27	.297
Jones, Des Moines.....	168	635	89	189	294	32	14	15	11	26	.296
Schestak, Omaha .....	73	160	14	47	55	8	..	..	3	3	.294
Mullen, Lincoln .....	100	371	61	109	132	18	1	1	21	11	.294
Hahn, Des Moines.....	153	600	102	176	225	22	9	3	21	18	.293
Coffey, Denver .....	134	450	69	131	179	16	7	6	9	39	.291
Callahan, Sioux City.....	158	581	79	169	195	22	2	..	9	21	.291
Cassidy, Denver .....	163	593	116	171	218	25	5	4	54	15	.288
Hughes, Wichita .....	158	590	51	169	200	21	5	..	16	17	.288
Barbour, Lincoln .....	150	544	70	156	197	27	4	2	25	21	.287
Ochs, St. Joseph.....	131	496	58	142	197	24	14	1	18	16	.286
Rapp, Sioux City.....	107	325	34	93	128	23	3	2	9	6	.286
Lee, Topeka .....	117	416	65	119	145	14	3	2	18	22	.285
Gear, Topeka .....	120	417	59	118	165	16	11	3	10	2	.283
Slight, Des Moines.....	110	380	42	110	154	21	1	7	..	8	.283
Wood, Sioux City.....	39	157	14	44	62	10	1	2	2	4	.280
Neff, Omaha .....	67	200	32	56	85	13	5	2	5	4	.280
Harris, Denver .....	46	122	16	34	41	2	1	1	..	1	.279
Spahr, Denver .....	101	307	47	85	127	14	8	4	6	9	.277
Shaw, Des Moines.....	75	220	22	64	70	4	1	..	8	..	.276
Leonard, Des Moines.....	154	588	91	163	221	28	9	4	18	26	.274
Miller, Lincoln .....	22	66	7	18	26	2	2	..	1	..	.273
Carney, Lincoln .....	61	165	22	45	52	5	1	..	7	14	.272
R. Watson, St. Joseph.....	125	475	66	129	163	22	6	..	7	16	.271
Donovan, Lincoln .....	36	103	16	28	35	1	3	..	2	1	.271
Coyle, Omaha .....	129	411	66	111	126	11	2	..	17	14	.270
Miller, Sioux City.....	45	186	22	50	66	6	2	2	4	2	.269



INDIVIDUAL BATTING—(Continued).

Name and Club.	G.	AB.	R.	H.	TB.	2B.	3B.	HR.	SH.	SB.	PC.
Davis, Wichita	60	187	18	50	61	8	..	1	6	4	.267
Burke, Wichita	136	520	73	139	191	28	9	2	19	17	.267
Quillen, Denver	158	568	83	150	202	24	13	2	21	19	.264
Bills, Wichita	132	492	66	130	195	26	6	9	10	18	.264
Sheldon, Des Moines	35	106	17	38	42	7	2	1	5	..	.264
Cochran, Topeka	152	586	104	154	190	19	4	3	9	22	.263
Marshall, Sioux City	50	172	19	45	60	9	3	..	1	3	.262
Reilly, Des Moines	161	602	98	157	246	28	14	11	21	21	.261
Rapps, Topeka	148	506	72	132	202	30	5	10	8	11	.261
Fisher, Denver	167	601	71	157	198	19	2	6	7	5	.261
Baker, Lincoln	110	338	39	88	113	11	7	..	9	4	.260
Allen, Sioux City	14	27	1	7	8	1	..	..	1	..	.259
Gygli, St. Joseph	77	268	31	69	92	7	5	2	12	16	.257
Shipke, Omaha	124	433	52	111	147	18	6	2	15	16	.256
Dawson, St. Joseph	77	287	61	73	105	12	7	3	4	7	.254
Andreas, Des Moines	115	386	62	98	138	17	7	3	17	12	.254
Cobb, Lincoln	82	292	40	74	102	20	1	2	3	7	.254
Wallace, Omaha	17	59	6	15	23	3	1	1	..	..	.254
Wacob, Wichita	102	297	27	75	90	13	1	..	8	3	.253
Payne, Omaha	33	131	16	33	36	3	..	..	..	5	.252
Crist, Topeka	52	180	16	45	53	4	2	..	3	4	.250
Koepping, St. Joseph	22	72	11	18	26	4	2	..	4	8	.250
J. Rapp, Wichita	162	620	68	153	185	18	7	..	16	15	.248
Fox, Des Moines	121	437	60	107	156	12	11	5	17	18	.245
Pettigrew, Wichita	84	290	36	71	100	18	4	1	8	12	.245
Wheatley, Sioux City	22	52	12	13	20	1	..	2	..	..	.250
Breen, Des Moines	120	412	66	101	124	16	2	1	36	11	.243
Grubb, Omaha	148	497	58	121	157	17	6	2	19	15	.243
Collins, Lincoln	97	351	44	85	102	15	1	..	12	6	.242
Rogge, Des Moines	44	129	13	31	43	4	1	2	4	..	.240
White, Sioux City	42	109	5	26	37	7	2	..	..	2	.239
McConnaughey, St. Joseph	26	59	4	14	21	3	2	..	..	3	.237
Dowling, Lincoln	155	540	60	127	171	27	4	3	12	19	.235
Lafferty, Des Moines	37	93	8	22	29	4	..	1	8	..	.234
Knapp, Lincoln	64	158	20	37	61	9	3	3	..	..	.234
Musser, Des Moines	22	73	9	17	19	..	..	1	..	4	.233
Sentell, Des Moines	17	60	8	14	17	3	..	..	1	3	.233
Castle, Wichita	85	245	32	56	71	9	3	..	5	9	.229
Faber, Des Moines	50	140	18	32	46	11	..	1	1	2	.228
Holke, St. Joseph	15	62	5	14	16	..	1	..	..	1	.226
Reynolds, Topeka	58	107	5	24	31	2	1	1	..	..	.224
Sterzer, St. Joseph	35	67	4	15	25	2	1	2	1	1	.224
Dessau, Lincoln	30	76	6	17	20	3	..	..	3	1	.224
Justice, Omaha	165	657	96	149	186	20	7	1	24	19	.222
Reagan, Wichita	33	81	10	18	25	2	1	1	6	..	.222
McCullough, Topeka	18	45	3	10	12	2	..	..	..	..	.222
Craig, Sioux City	54	199	26	44	46	2	..	..	1	9	.221
Smith, Wichita	50	179	13	39	44	3	1	..	..	1	.218
Matthews, Denver	28	67	6	19	30	3	4	..	8	1	.218
Griffith, St. Joseph	87	255	21	54	67	8	1	1	1	4	.212
Closman, Omaha	43	116	10	25	31	1	1	1	3	..	.217
Ehman, Lincoln	41	112	11	24	34	7	..	1	1	7	.214
C. Smith, Topeka	71	241	28	51	74	10	5	1	..	..	.212
Peplowski, Lincoln	38	123	13	26	40	5	..	3	6	2	.211
Brewer, St. Joseph	47	150	16	31	45	6	4	..	2	7	.207
Woolums, Sioux City	24	73	9	15	21	3	..	1	..	2	.205
J. French, Topeka	125	445	51	98	129	19	3	2	12	13	.202
Meinke, St. Joseph	165	541	49	107	139	7	11	1	23	4	.198
Hagerman, Denver	38	97	13	19	21	2	..	..	11	1	.196
Jordan, Lincoln	30	77	8	15	19	4	..	..	..	..	.195
Schang, St. Joseph	48	123	17	24	36	1	4	1	3	7	.195
Barry, Topeka	11	36	3	7	7	..	..	..	1	1	.194
Huston, Topeka	21	57	7	11	14	3	..	..	3	1	.193
Maddox, Wichita	25	68	9	13	16	3	..	..	..	1	.191
Hicks, Omaha	28	68	7	13	18	3	1	..	..	1	.191

INDIVIDUAL BATTING—(Continued).

Name and Club.	G.	AB.	R.	H.	TB.	2B.	3B.	HR.	SH.	SB.	PC.
Lakaff, Des Moines.....	23	54	3	10	12	2	..	..	1	..	.185
Robinson, Omaha .....	44	87	10	16	17	1	..	..	2	..	.184
Ewolt, Des Moines.....	27	88	12	16	20	1	..	1	2	..	.182
Applegate, Omaha .....	37	62	7	11	16	3	1	..	2	..	.177
Schreiber, Denver .....	37	80	16	14	21	2	1	1	2	..	.175
Crutcher, St. Joseph.....	46	109	12	19	20	1	..	..	6	..	.174
Sweet, Topeka .....	28	93	10	16	20	1	..	1	..	..	.172
Babb, Wichita .....	41	128	17	22	25	3	..	..	..	..	.172
Clauss, Lincoln .....	20	53	3	9	12	..	..	1	..	..	.170
James, Sioux City.....	20	65	5	11	12	1	..	..	4	1	.169
Young, Sioux City.....	29	78	7	13	14	1	..	..	2	..	.167
Cochreham, Topeka .....	44	116	12	19	24	1	2	..	..	..	.164
Tannehill, St. Joseph.....	34	61	7	10	11	1	..	..	..	1	.164
Johnston, St. Joseph.....	12	25	..	4	5	1	..	..	1	..	.160
Ellis, Wichita .....	10	25	2	4	5	1	..	..	1	..	.160
Chellette, Omaha .....	24	51	3	8	11	1	1	..	3	..	.157
Doyle, Sioux City.....	32	77	5	12	14	2	..	..	2	..	.156
Scott, Wichita .....	35	58	4	9	9	..	..	..	3	..	.155
Gwynn, Topeka .....	10	26	3	4	5	1	..	..	1	1	.154
Fullerton, Topeka .....	41	101	6	15	17	2	..	..	3	..	.149
Boehler, St. Joseph.....	47	111	13	17	23	2	2	..	9	..	.153
Brown, Sioux City.....	41	89	6	13	13	..	..	..	3	1	.146
Miller, Topeka .....	11	28	..	4	5	1	..	..	..	..	.143
Durham, Wichita .....	38	91	5	13	15	2	..	..	2	..	.142
Jenkins, St. Joseph.....	16	29	3	4	4	..	..	..	1	..	.138
Dulin, Topeka .....	11	40	2	5	5	..	..	..	..	2	.125
Sweet, Des Moines.....	18	43	5	6	9	1	1	..	2	..	.116
Buscher, St. Joseph.....	16	26	2	3	6	..	..	1	..	..	.115
Perry, Wichita .....	34	83	3	9	12	1	1	..	4	1	.108
Klein, Sioux City.....	39	77	6	8	9	1	..	..	7	..	.105
Tuckey, Lincoln .....	15	32	1	3	3	..	..	..	1	..	.094
Richardson, Topeka .....	17	33	..	3	4	1	..	..	2	..	.091
Stratton, Lincoln .....	12	34	..	3	3	..	..	..	3	1	.088
Rustenhaven, Topeka .....	13	24	2	2	2	..	..	..	3	..	.083
Isbell, Des Moines.....	11	18	..	1	1	..	..	..	..	..	.000
Glavenich, Omaha .....	15	20	..	..	..	..	..	..	..	..	.000

CLUB BATTING.

Club.	G.	AB.	R.	H.	2B.	3B.	HR.	TB.	SH.	SB.	BB.	SO.	PC.
Denver .....	168	5655	943	1667	255	117	77	2387	239	221	505	768	.295
Sioux City.....	168	5653	849	1617	332	47	46	2181	163	196	585	807	.286
Omaha .....	166	5650	809	1536	264	80	40	2080	197	163	455	688	.272
Des Moines.....	168	5572	821	1493	220	82	58	2051	213	176	624	727	.268
Lincoln .....	169	5539	795	1479	268	71	40	2009	173	187	533	734	.267
St. Joseph.....	169	5653	808	1505	227	121	33	2073	159	241	495	763	.266
Wichita .....	166	5587	722	1480	230	58	20	1886	161	190	479	601	.265
Topeka .....	166	5567	769	1459	256	83	28	1965	138	178	474	693	.260

INDIVIDUAL FIELDING.

FIRST BASEMEN.

Name and Club.	G.	PO.	A.	E.	PC.	Name and Club.	G.	PO.	A.	E.	PC.
Wood, Sioux City..	20	181	10	1	.998	Brewer, St. Joseph.	37	393	26	8	.981
Mullen, Lincoln....	100	919	59	9	.992	Barbour, Lincoln...	57	534	19	11	.981
Jones, Des Moines..	157	147	10	19	.990	Zwilling, St. Joseph	36	340	31	8	.977
Holke, St. Joseph...	14	141	12	2	.987	Burns, Sioux City..	87	854	61	23	.975
Hughes, Wichita...	44	524	24	8	.986	Fisher, Denver.....	167	1501	124	46	.972
Lindsay, Sioux City	25	262	13	4	.986	Woolums, Sioux C..	22	200	4	6	.971
Kane, Omaha.....	166	1556	121	26	.985	Sheldon, Des M.....	12	135	52	11	.957
Rapp, Topeka.....	121	1216	79	21	.984	Koerner, Wich.-To.	164	1733	110	40	.948
Gygli, St. Joseph...	77	653	73	13	.982						

INDIVIDUAL FIELDING—(Continued).

SECOND BASEMEN.

Name and Club.	G.	P.O.	A.	E.	P.C.	Name and Club.	G.	P.O.	A.	E.	P.C.
Ewolt, Des Moines..	27	53	62	3	.992	McLarry, Topeka....	101	264	282	36	.933
Koepping, St. Joseph	22	48	45	2	.979	Payne, Omaha.....	27	60	84	10	.933
C. Smith, Topeka...	71	127	131	8	.968	Sheldon, Des Moines	13	33	25	4	.932
Andreas, Des Moines	115	283	311	21	.966	French, Denver.....	58	172	172	19	.931
Neff, Omaha.....	15	34	46	3	.963	Jones, Des Moines...	11	17	24	3	.930
Shipke, Omaha.....	112	277	325	29	.955	Burke, Wichita.....	55	145	148	23	.927
Ochs, St. Joseph.....	120	323	358	41	.954	Hughes, Wichita....	114	327	291	41	.915
Butcher, Denver.....	102	225	280	29	.946	R. Watson, St. Jos..	27	69	51	14	.895
Lloyd, Lincoln.....	164	276	281	25	.944	Cooney, Sioux City..	115	272	329	36	.883
T. Smith, Sioux City	45	100	130	14	.934	Wallace, Omaha.....	17	43	35	12	.867

THIRD BASEMEN.

Dulin, Topeka.....	11	7	18	..	1000	Callahan, Sioux City	145	185	271	42	.916
Babb, Wichita.....	40	37	74	2	.982	Leonard, Des Moines	147	166	248	40	.912
Reilly, Des Moines..	16	20	25	1	.974	Barbour, Lincoln....	79	91	134	25	.900
Shipke, Omaha.....	12	27	36	5	.913	Rader, Lincoln.....	33	26	44	8	.897
Quillen, Denver.....	158	189	251	33	.930	James, Sioux City...	20	12	39	6	.895
Westerzil, St. Jos...	169	192	328	43	.924	Peplowski, Lincoln..	27	25	39	8	.889
Cochrane, Topeka...	146	175	295	42	.918	Collins, Lincoln.....	26	17	33	9	.843
Grubb, Omaha.....	138	149	306	40	.917						

SHORTSTOPS.

Callahan, Wichita... 13 15 32 2 .959	J. French, Topeka... 120 265 360 57 .917
Sentell, Des Moines. 16 34 44 4 .951	Justice, Omaha..... 165 416 477 84 .913
Meinke, St. Joseph.. 165 386 495 59 .938	Dowling, Lincoln.... 155 322 359 75 .901
Reilly, Des Moines.. 145 320 457 53 .937	G. Smith, Topeka... 41 79 109 22 .895
T. Smith, Sioux City 120 236 345 41 .934	Matthews, Denver... 22 51 49 12 .892
Coffey, Denver..... 134 304 345 48 .931	Cooney, Sioux City.. 45 100 134 31 .883
J. Rapp, Wichita.... 153 324 504 71 .922	Collins, Lincoln..... 11 25 23 7 .873

OUTFIELDERS.

Butcher, Denver..... 14 20 4 .. 1000	Rapps, Topeka..... 25 45 3 2 .960
Price, Topeka..... 13 26 1 .. 1000	McCormick, Lincoln. 164 325 18 16 .959
Wood, Sioux City... 17 .. .. 1000	Zwilling, St. Joseph. 118 227 26 13 .955
Middleton, Wichita. 150 336 27 5 .986	Marshall, Sioux City 50 62 1 3 .955
Pettigrew, Wichita.. 84 149 9 5 .969	Clark, Sioux City... 137 224 19 11 .953
Neff, Omaha..... 33 39 12 1 .987	Davis, Wichita..... 60 53 7 3 .952
Hahn, Des Moines... 151 184 19 4 .981	Gear, Topeka..... 112 181 7 10 .949
McLarry, Topeka.... 55 73 14 2 .979	Thomason, Omaha... 156 318 18 14 .944
Channell, Denver.... 160 356 24 9 .977	Cobb, Lincoln..... 87 108 5 7 .942
G. Watson, St. Jos.. 33 33 5 1 .974	R. Watson, St. Jos. 78 103 9 7 .941
Gilmore, Denver.... 122 228 12 7 .973	Breen, Des M.-S.C.. 118 174 14 12 .940
Miller, Lincoln..... 22 34 1 1 .972	Bills, Wichita..... 130 153 30 12 .938
Elston, Denver..... 55 91 10 3 .971	Hunter, Des Moines. 161 325 17 24 .935
Dawson, St. Joseph. 76 119 18 8 .967	Craig, Sioux City... 52 65 5 5 .933
Collins, Lincoln.... 47 72 18 3 .967	Kelley, St. Joseph... 163 275 21 25 .922
C. Smith, Topeka... 20 28 2 1 .967	Fox, Des Moines.... 119 189 11 17 .921
Cassidy, Denver.... 163 282 26 12 .966	Lee, Topeka..... 116 106 4 10 .917
Cole, Lincoln..... 142 309 17 14 .966	Miller, Sioux City.. 39 48 4 6 .897
Davidson, Sioux C.. 167 298 37 12 .966	Donovan, Lincoln.... 28 32 1 4 .891
Coyle, Omaha..... 114 204 13 8 .964	Forsythe, Topeka... 159 169 27 25 .886
Nicholson, Wichita.. 82 157 17 8 .961	Reinhart, St. Joseph 13 16 2 3 .857

PITCHERS.

Miller, Topeka..... 11 2 21 .. 1000	McConn'ghey, St. J. 26 14 37 1 .980
Johnston, St. Joseph 12 6 18 .. 1000	Sterzer, St. Joseph.. 35 8 36 1 .978
Steiger, Wichita.... 9 2 17 .. 1000	Gilbert, Denver..... 16 8 34 2 .977
Crutcher, St. Joseph 46 8 47 1 .983	Jordan, Lincoln..... 30 8 58 2 .976
Smith, Lincoln..... 39 19 92 2 .982	Hagerman, Denver.. 38 3 24 1 .976
Lakaff, Des Moines. 23 6 59 4 .982	Reynolds, Topeka... 58 19 124 4 .973
Ehman, Lincoln..... 41 16 88 2 .981	Young, Sioux City.. 29 8 64 2 .973

INDIVIDUAL FIELDING—PITCHERS—(Continued).

Name and Club.	G.	P.O.	A.	E.	PC.	Name and Club.	G.	P.O.	A.	E.	PC.
Dessau, Lincoln.....	29	9	88	3	.970	Closman, Omaha....	43	13	78	7	.928
Rogge, Des Moines..	44	29	123	5	.969	White, Sioux City...	42	39	77	9	.928
Buscher, St. Joseph.	16	4	25	1	.967	Knapp, Lincoln.....	27	10	67	6	.927
Jenkins, St. Joseph..	16	7	18	1	.962	Boehler, St. Joseph.	45	18	..	8	.926
Brenner, Omaha.....	13	2	26	1	.962	Maddox, Wichita....	25	6	56	5	.925
Clauss, Lincoln.....	20	3	21	1	.960	Chellette, Omaha....	24	7	55	4	.924
Hicks, Omaha.....	26	4	65	3	.958	Bell, St. Joseph.....	8	2	20	2	.916
Tuckey, Lincoln.....	15	4	38	2	.954	Perry, Wichita.....	34	12	64	8	.905
Faber, Des Moines..	50	14	102	6	.951	Gwynn, Topeka.....	10	5	14	2	.905
Schreiber, Denver...	37	13	64	4	.951	Harris, Denver.....	46	26	97	13	.904
Lafferty, Des Moines	37	12	64	4	.950	Klein, Sioux City....	39	13	70	9	.902
Peters, Omaha.....	21	1	47	3	.949	Schlitzer, Omaha....	9	4	18	2	.901
Scott, Wichita.....	35	8	62	4	.945	Ellis, Wichita.....	10	1	35	4	.900
Brown, Topeka.....	41	7	26	2	.943	Richardson, Topeka.	17	6	29	4	.898
Durham, Wichita....	58	8	90	6	.942	Applegate, Omaha...	37	8	72	9	.897
Fullerton, Topeka...	41	10	87	6	.942	Wheatley, Sioux C..	22	7	33	5	.889
Doyle, Sioux City...	32	6	74	5	.941	McCullough, Topeka.	18	22	17	5	.886
Cochreham, Topeka..	44	19	76	6	.941	Sweet, Des Moines..	18	4	31	5	.878
Robinson, Omaha....	43	21	91	7	.941	Ezell, Sioux City....	10	1	15	3	.842
Glavenich, Omaha...	15	2	12	1	.933	Musser, Des Moines.	22	5	38	10	.812
Reagan, Wichita....	33	6	77	6	.932	G. Smith, Topeka...	14	4	26	8	.783
Rustenhaven, Topk..	13	4	23	2	.931	Elder, Sioux City....	8	2	13	5	.750

CATCHERS.

Shaw, Des Moines..	66	359	71	6	.987	Spahr, Denver.....	86	403	104	15	.971
Stratton, Lincoln....	12	50	19	1	.986	Castle, Wichita.....	75	303	95	12	.970
Wacob, Wichita.....	90	389	116	8	.984	Ketter, St. Joseph..	39	287	53	11	.967
Johnson, Omaha.....	137	724	156	20	.980	Griffith, St. Joseph..	78	434	105	18	.967
McAllister, Topeka..	89	365	125	10	.980	Vann, Sioux City....	61	340	98	15	.967
Stange, Sioux City..	22	97	23	3	.976	Schestak, Omaha....	37	155	39	9	.960
Schang, St. Joseph..	46	268	47	8	.975	Block, Denver.....	87	372	78	19	.959
Slight, Des Moines..	107	493	109	16	.974	Crist, Topeka.....	52	246	112	8	.956
Rapp, Sioux City....	94	506	134	17	.974	Sweet, Topeka.....	28	140	36	8	.956
Baker, Lincoln.....	106	387	83	14	.972	Carney, Lincoln.....	59	275	35	19	.945

CLUB FIELDING.

Club.	G.	DP.	TP.	PB.	PO.	A.	E.	PC.
Des Moines .....	168	75	1	21	4446	2042	260	.961
St. Joseph .....	169	85	..	30	4473	2136	314	.955
Lincoln .....	169	92	..	20	4411	1988	302	.955
Denver .....	168	83	..	13	4447	2044	316	.953
Topeka .....	166	88	..	23	4359	2165	334	.951
Omaha .....	166	91	..	15	4380	2127	341	.950
Sioux City .....	168	94	..	31	4401	2157	354	.948

PITCHERS' RECORDS.

(Five or more full games.)

Name and Club.	G.	IP.	Opp.			ER.	HB.	BB.	SO.	WP.	Av. ER per G
			AB.	H.	R.						
Scroggins, Lincoln.....	7	53 2-3	191	55	16	10	..	21	33	..	1.70
Glavenich, Omaha.....	18	70 1-3	250	45	34	16	5	41	57	4	2.05
Hicks, Omaha.....	30	156 2-3	593	173	96	39	9	48	62	1	2.27
C. Thomas, St. Joseph....	14	73 2-3	112	104	62	19	5	15	33	3	2.31
Boehler, St. Joseph.....	55	345	1334	278	128	89	13	118	244	13	2.32
Musser, Des Moines.....	23	179 2-3	633	135	61	47	13	92	150	4	2.36
Johnston, St. Joseph.....	15	74 1-3	297	68	34	20	7	36	30	4	2.43
Bell, St. Joseph.....	9	58 1-3	235	61	26	16	1	17	28	..	2.43
Faber, Des Moines.....	50	373 1-3	1240	328	157	103	21	103	265	9	2.48
Brenner, Omaha .....	15	110 1-3	345	112	58	31	3	32	78	4	2.54
Sterzer, St. Joseph.....	23	139 2-3	497	138	62	41	3	72	103	6	2.65
Rogge, Des Moines.....	45	360 2-3	350	149	108	24	24	94	189	4	2.70
Crutcher, St. Joseph.....	46	304 2-3	1040	234	121	92	6	115	211	13	2.72
Clauss, Lincoln.....	25	143 1-3	529	135	77	53	2	85	119	3	2.84

PITCHERS' RECORDS—(Continued).

Name and Club.	G.	IP.	Opp.			ER.	HB.	BB.	SO.	WP.	Av. ER per G
			AB.	H.	R.						
Robinson, Omaha.....	46	265 1-3	1028	271	152	84	20	103	122	9	2.84
Jordan, Lincoln.....	35	210	803	218	97	67	8	50	114	6	2.88
Peters, Omaha.....	25	120 2-3	469	138	82	39	9	51	51	2	2.90
Jenkins, St. Joseph.....	21	103	388	109	39	34	3	19	53	..	2.97
White, Sioux City.....	43	258 2-3	991	247	119	87	5	83	124	6	3.02
Wolfgang, Denver.....	34	271 1-3	1008	238	100	91	2	55	146	4	3.03
Applegate, Omaha.....	40	186	734	193	125	63	2	71	107	9	3.04
Closman, Omaha.....	51	317 2-3	1224	304	160	118	30	116	172	4	3.05
Schlitzer, Omaha.....	9	70 1-3	268	74	45	24	1	13	20	..	3.09
Gilbert, Denver.....	12	99	382	91	37	36	2	39	74	1	3.27
Reynolds, Topeka.....	42	278 2-3	1030	245	143	102	15	122	129	9	3.29
Ehman, Lincoln.....	43	314 2-3	1150	321	155	115	10	52	142	1	3.29
King, Denver.....	25	146	545	150	70	54	2	64	57	9	3.32
Harris, Denver.....	43	285 1-3	1129	319	131	106	6	62	69	2	3.41
McConnaughey, St. Joseph	25	118	466	117	66	45	5	51	70	10	3.44
Durham, Wichita.....	39	269	897	300	141	94	11	70	96	2	3.45
Klein, Sioux City.....	42	233 2-3	892	255	137	90	7	95	108	7	3.46
Lakaff, Des Moines.....	24	138 2-3	554	143	86	54	11	57	55	3	3.52
Cochreham, Topeka.....	44	297	1143	292	133	119	10	97	138	10	3.65
Sweet, Des Moines.....	21	116	490	135	68	47	8	51	61	..	3.65
Doyle, Sioux City.....	40	213	824	240	130	88	19	72	109	4	3.71
Wheatley, Sioux City.....	23	133	504	148	77	55	7	82	63	2	3.72
Richardson, Topeka.....	17	89 1-3	273	92	51	38	4	35	41	1	3.85
Young, Sioux City.....	32	198 2-3	756	230	125	86	19	49	109	3	3.89
Lafferty, Des Moines.....	40	263 2-3	1003	293	144	114	15	73	123	10	3.90
Perry, Wichita.....	37	248	843	260	143	108	16	123	114	9	3.92
H. Smith, Lincoln.....	36	270 1-3	1079	254	161	119	12	110	133	5	3.96
Buscher, St. Joseph.....	21	86 1-3	340	95	58	38	7	23	41	3	3.98
Maddox, Wichita.....	24	185	609	195	81	63	7	62	73	6	4.07
Reilly, Wichita.....	8	43 1-3	134	57	37	20	4	13	14	..	4.09
Scott, Wichita.....	36	187	630	223	124	85	5	63	61	2	4.09
Reagan, Wichita.....	34	223	749	239	128	101	9	91	94	8	4.09
Ellis, Wichita.....	11	62 2-3	221	75	36	29	2	14	29	..	4.14
Allen, Sioux City.....	16	78	317	104	49	36	3	11	26	1	4.15
Fullerton, Topeka.....	42	257 1-3	988	265	147	120	7	79	97	4	4.20
Chellette, St. Joseph.....	30	147	570	164	97	69	4	66	62	4	4.26
Knapp, Lincoln.....	31	141 1-3	559	162	87	68	10	51	62	2	4.33
Farthing, Denver.....	8	49 2-3	185	58	40	24	4	16	13	..	4.41
Rustenhaven, Topeka.....	12	67 2-3	221	74	45	34	5	46	30	4	4.50
Gwynn, Topeka.....	11	68	229	70	47	34	4	27	47	1	4.50
Brown, Topeka.....	47	744 2-3	812	280	164	127	7	105	125	6	4.68
Tuckey, Lincoln.....	20	84 1-3	337	105	54	44	2	10	34	2	4.71
Dessau, Lincoln.....	33	198 1-3	779	234	115	107	2	71	82	7	4.86
Hagerman, Denver.....	40	275 1-3	1080	250	134	150	13	104	206	10	4.91
Elder, Sioux City.....	8	60 1-3	244	78	48	34	2	34	38	3	5.09
Schrieber, Denver.....	36	209 1-3	905	281	152	133	6	66	80	3	5.73
Ezell, Sioux City.....	15	67	276	71	62	43	2	37	49	4	5.78
G. Smith, Topeka.....	14	84	273	100	71	59	3	24	38	2	6.32
Miller, Topeka.....	11	74 1-3	251	87	62	52	3	40	23	5	6.32
Steiger, Wichita.....	10	55 2-3	182	92	59	47	1	13	18	2	7.55
McCullough, Topeka.....	11	43	141	54	46	39	3	26	17	5	8.18

Western League—With its victory over Wichita, 7-5, September 27, Sioux City had seventeen men left on bases.

Western League—Miller of Topeka, who made his first appearance in this league September 12, pitched a no-hit, no-run game against St. Joseph.

Western League—In a seven-inning game between Des Moines and Lincoln, September 21, Musser of Des Moines struck out ten Lincoln batsmen. On September 23, Klein of Sioux City struck out ten Lincoln batsmen in a nine-inning game. On the same day, Durham of Wichita struck out eleven St. Joseph men. On September 25, Scroggins of Lincoln struck out ten Sioux City men.

## Pennant Winners of 1913

Organization.	Champion.	Manager.
American Association.....	Milwaukee.....	Harry Clark
American League.....	Philadelphia.....	Connie Mack
Appalachian League.....	Johnson City.....	G. Martin
Border League.....	Ypsilanti.....	W. C. Pierce
California League.....	Stockton.....	Jack Thomas
Canadian League.....	Ottawa.....	Frank Shaughnessy
Central Association.....	Ottumwa.....	Ned Egan
Central League.....	Grand Rapids.....	Ed Smith
Cotton States League.....	Jackson.....	Ollie Mills
Eastern Association.....	Hartford.....	S. A. McDonald
Empire State League.....	Thomasville.....	W. Dudley
Federal League.....	Indianapolis.....	William Phillips
Georgia-Alabama League.....	Gadsden.....	George Randall
International League.....	Newark.....	Harry Smith
Illinois-Missouri League.....	Lincoln,.....	Ehrgott
Kansas State League.....	Great Bend.....	Affie Wilson
K.-I.-T. League.....	Paducah.....	Art Brouters
Michigan State League.....	Manistee.....	Connie Lewis
National League.....	New York.....	John J. McGraw
Nebraska State League.....	Kearney.....	Harry Berte
New Brunswick-Maine League....	Fredericton.....	P. J. Duggan
New England League.....	Lowell.....	James J. Gray
New York-New Jersey League....	Long Branch.....	G. Henriques
New York State League.....	Binghamton.....	John Calhoun
North Carolina League.....	Winston-Salem.....	Charles Clancy
Northern League.....	Winona.....	Lefty Davis
Northwestern League.....	Vancouver.....	Robert Brown
Ohio State League.....	Chillicothe.....	Al Newnham
Pacific Coast League.....	Portland.....	William McCredie
South Atlantic League.....	Savannah.....	Perry Lipe
Southern Association.....	Atlanta.....	Billy Smith
South Michigan League.....	Battle Creek.....	Ed McKernan
Texas League.....	Houston.....	John Fillman
Texas-Oklahoma League.....	Denison.....	Babe Peebles
Illinois-Iowa-Indiana League.....	Quincy.....	Nick Kahl
Tri-State League.....	Wilmington.....	Jimmy Jackson
Union Association.....	Great Falls.....	H. H. Hester
Virginia State League.....	Petersburg.....	Henry Busch
Western League.....	Denver.....	Jack Hendricks
Western Tri-State League....	Walla Walla (first half); Boise (second half)	
Wisconsin-Illinois League.....	Oshkosh.....	Joe Killian
Western Canada League....	Saskatoon (first half); Moose Jaw (second half)	

SPALDING'S OFFICIAL BASE BALL RECORD.

## PART II.

# RECORDS OF PREVIOUS YEARS

CONTAINING A COMPLETE TABULATED REVIEW OF  
THE FORMATION OF ORGANIZED BASE BALL  
FROM THE TIME OF THE INCEPTION OF  
THE FIRST LEAGUE, AS WELL AS  
STATISTICS OF THE PAST WHICH  
ARE INVALUABLE TO ENTHU-  
SIASIS AND ADMIRERS  
OF THE NATIONAL  
PASTIME.

---

Attention is called to the thorough and careful condensation which has been made of base ball history in order that the Record shall be able to present to its readers in the smallest space the greatest amount of information. In the pages which follow, facts are accurately stated which would require reference to more than thirty volumes if they were to be ascertained without the assistance of Spalding's Official Base Ball Record.

# National League

## OFFICERS OF THE NATIONAL LEAGUE

From 1876 to 1913, inclusive.

First President, 1876 One Year	Hon. Morgan G. Bulkeley, Hartford, Conn.
Second President, 1877-1882 Six Years	Mr. William A. Hulbert, Chicago (Died in 1882.)
Third President, 1883-1884 Two Years	Mr. A. G. Mills, New York.
Fourth President, 1885-1902 Eighteen Years	Mr. Nicholas E. Young, Washington, D. C.
Fifth President, 1903-1909 Seven Years	Mr. Harry C. Pulliam, New York. (Died July 29, 1909.)
Sixth President, 1909	Mr. John A. Heydler, New York.
Seventh President, 1910-13 Four Years	Mr. Thomas J. Lynch, New Britain, Conn.
Eighth President, 1913-17	Hon. John K. Tener, Governor of Pennsylvania.
First Secretary, 1876-1902 Twenty-seven Years	Mr. Nicholas E. Young served as Secretary and Treasurer of the National League from its organization in 1876 to 1902, inclusive—27 years. Mr. Young also served as Secretary of the original National Association of Professional Base Ball Players from 1871 to 1875, inclusive—5 years—covering a continuous period of 32 years.
Second Secretary, 1903-1907 Four Years	Mr. Harry C. Pulliam was elected Secretary and Treasurer in 1903.
Third Secretary, 1907-1913	Mr. John A. Heydler was elected Secretary and Treasurer in 1909 for 1910-11-12; re-elected for 1913, and again re-elected for 1914-17.

## HONORARY MEMBERS OF THE NATIONAL LEAGUE.

	Date of Election.
Mr. A. G. Mills, New York.....	November 20, 1884.
Mr. Albert G. Spalding, Chicago.....	November 12, 1891.
Mr. George W. Howe, Cleveland, O.....	November 7, 1892.
Mr. Henry Chadwick, Brooklyn, N. Y.....	November 5, 1894.
Mr. Nicholas E. Young, Washington, D. C.....	December 12, 1902.
Mr. Alfred J. Reach, Philadelphia.....	March 4, 1903.
Mr. John I. Rogers, Philadelphia.....	March 4, 1903.
Mr. James A. Hart, Chicago.....	December 12, 1905.
Mr. Arthur H. Soden, Boston.....	December 11, 1906.
Mr. William H. Conant, Boston.....	December 11, 1906.



**PRESIDENTS OF LEAGUE CLUBS**

Members of the National League from 1876 to 1913, inclusive.

<p>No. 1 <b>CHICAGO CLUB</b> Charter member of the National League, 1876.</p>	<p>Wm. A. Hulbert, President, 1876 to 1881, inclusive; 6 years. A. G. Spalding, President, 1882 to 1891, inclusive; 10 years. Secretary, 1876 to 1881, inclusive; 6 years. James A. Hart, President, 1892 to 1905, inclusive; 14 years. Chas. W. Murphy, President, 1906-1913.</p>
<p>No. 2 <b>BOSTON CLUB</b> Charter member of the National League, 1876.</p>	<p>N. T. Appolonio, President, 1876. A. H. Soden, President, 1877 to 1906, inclusive; 30 years. Geo. B. Dovey, President, 1907-8-9. John S. C. Dovey, President, 1909-10. W. Hepburn Russell, President, 1911. James E. Gaffney, President, 1912-1913.</p>
<p>No. 3 <b>MUTUAL CLUB</b> Charter member of the National League, 1876. (The Mutuels of New York were expelled from the National League Dec. 7, 1876, for failing to fulfill their contract obligations with the League.)</p>	<p>Wm. H. Cammeyer, President, 1876; 1 year.</p>
<p>No. 4 <b>ATHLETIC CLUB OF PHILADELPHIA</b> Charter member of the National League, 1876. (The Athletics of Philadelphia were expelled from the National League Dec. 7, 1876, for failing to fulfill their contract obligations with the League.)</p>	<p>Thomas J. Smith, President, 1876; 1 year.</p>
<p>No. 5 <b>HARTFORD CLUB</b> Charter member of the National League, 1876. (The Hartford Club resigned its membership Dec. 5, 1877.)</p>	<p>Hon. Morgan G. Bulkeley, President, 1876-1877; 2 years.</p>
<p>No. 6 <b>ST. LOUIS CLUB</b> Charter member of the National League, 1876. (The St. Louis Club resigned its membership Dec. 5, 1877.)</p>	<p>J. R. C. Lucas, President, 1876-1877; 2 years.</p>
<p>No. 7 <b>CINCINNATI CLUB</b> Charter member of the National League, 1876. (The Cincinnati Club was expelled from the League, Oct. 6, 1880, for failure to observe the rules, agreements and requirements of the League.)</p>	<p>J. L. Keck, President, 1876-1877, inclusive; 2 years. J. M. W. Neff, President, 1878-1879, inclusive; 2 years. Justus Thorner, President, 1880; 1 year.</p>

## PRESIDENTS OF LEAGUE CLUBS.—(Continued.)

<p>No. 8 <b>LOUISVILLE CLUB</b> Charter member of the National League, 1876. (The Louisville Club resigned its membership early in 1878.)</p>	<p>W. N. Haldeman, President, 1876-1877; 2 years.</p>
<p>No. 9 <b>INDIANAPOLIS CLUB</b> Elected to membership 1878. (Resigned its membership at the close of 1878.)</p>	<p>W. B. Pettit, President, 1878; 1 year.</p>
<p>No. 10 <b>MILWAUKEE CLUB</b> Elected to membership 1878. (Resigned its membership at the close of 1878.)</p>	<p>J. R. Kaine, President, 1878; 1 year.</p>
<p>No. 11 <b>PROVIDENCE CLUB</b> Elected to membership 1878. (Resigned its membership at the close of 1885.)</p>	<p>John D. Thurston, President, 1878; 1 year. Henry T. Root, President, 1879, 1880, 1881, 1884, 1885; 5 years. Henry B. Winship, President, 1882, 1883; 2 years.</p>
<p>No. 12 <b>BUFFALO CLUB</b> Elected to membership 1879. (Resigned its membership at the close of 1885.)</p>	<p>E. B. Smith, President, 1879; 1 year. John B. Sage, President, 1880; 1 year. Josiah Jewett, President, 1881, 1882, 1883, 1884, 1885; 5 years.</p>
<p>No. 13 <b>CLEVELAND CLUB</b> Elected to membership 1879. (Resigned its membership at the close of 1884.)</p>	<p>J. Ford Evans, President, 1879, 1880, 1881; 3 years. C. H. Bulkley, President, 1882, 1883, 1884; 3 years.</p>
<p>No. 14 <b>SYRACUSE CLUB</b> Elected to membership 1879. (Forfeited its membership in the League at the close of 1879.)</p>	<p>Hamilton S. White, President, 1879; 1 year.</p>
<p>No. 15 <b>TROY CLUB</b> Elected to membership 1879. (Resigned its membership in the League at the close of 1882.)</p>	<p>Gardner Earl, President, 1879, 1880; 2 years. A. L. Hotchkin, President, 1881; 1 year. Francis N. Mann, President, 1882; 1 year.</p>
<p>No. 16 <b>WORCESTER CLUB</b> Elected to membership 1880. (Resigned its membership in the League at the close of 1882.)</p>	<p>Hon. C. B. Pratt, President, 1880, 1881, 1882; 3 years.</p>

## PRESIDENTS OF LEAGUE CLUBS.—(Continued.)

<p>No. 17 <b>DETROIT CLUB</b> Elected to membership 1881. (Resigned its membership in the League at the close of 1888.)</p>	<p>Hon. W. G. Thompson, President, 1881, 1882, 1883, 1884; 4 years. Joseph A. Marsh, President, 1885, 1886; 2 years. Fred K. Stearns, President, 1887; 1 year. Chas. W. Smith, President, 1888; 1 year.</p>
<p>No. 18 <b>NEW YORK CLUB</b> Elected to membership 1883.</p>	<p>John B. Day, President, 1883-1892; 10 years. C. C. Van Cott, President, 1893, 1894; 2 years. Andrew Freedman, President, 1895-1902; 8 years. John T. Brush, President, 1903-1912; 10 years. H. N. Hempstead, President, 1912-'13.</p>
<p>No. 19 <b>PHILADELPHIA CLUB</b> Elected to membership 1883.</p>	<p>Alfred J. Reach, President, 1883-'92; 20 years. Jas. Potter, Pres., 1903, 1904; 2 years. W. J. Shettsline, President, 1905, 1906, 1907, 1908; 4 years. Israel W. Durham, President, 1909; part of 1 year. Horace S. Fogel, President, 1909-1912. William H. Locke, President, 1913. William F. Baker, President, 1913.</p>
<p>No. 20 <b>ST. LOUIS CLUB</b> Elected to membership 1885. (Resigned its membership at the close of 1886.)</p>	<p>Henry J. Lucas, President, 1885, 1886; 2 years.</p>
<p>No. 21 <b>WASHINGTON CLUB</b> Elected to membership 1886. (Resigned at close of 1889.)</p>	<p>Robt. C. Hewett, President, 1886, 1887, 1888; 3 years. Walter F. Hewett, President, 1889; 1 year.</p>
<p>No. 22 <b>KANSAS CITY CLUB</b> Elected to membership 1886. (Resigned its membership at the close of 1886.)</p>	<p>Jos. J. Heim, President, 1886; 1 year.</p>
<p>No. 23 <b>PITTSBURGH CLUB</b> Elected to membership 1887.</p>	<p>W. A. Nimick, President, 1887, 1888, 1889, 1890; 4 years. J. Palmer O'Neill, President, 1891; 1 year. W. C. Temple, President, 1892; 1 year. A. C. Buckenberger, President, 1893; 1 year. W. W. Kerr, President, 1894, 1895, 1896, 1897, 1899; 5 years. W. H. Watkins, President, 1898; 1 year. Barney Dreyfuss, President, 1900-'13.</p>

## PRESIDENTS OF LEAGUE CLUBS.—(Continued.)

<p>No. 24 <b>INDIANAPOLIS CLUB</b> Elected to membership 1888. (Re- signed its membership at the close of 1889.)</p>	<p>John T. Brush, President, 1888, 1889; 2 years.</p>
<p>No. 25 <b>CLEVELAND CLUB</b> Elected to membership 1889. (Re- signed its membership at the close of 1900.)</p>	<p>Frank De Hass Robison, President, 1889, 1890, 1891, 1892, 1893, 1894, 1895, 1896, 1897, 1898; 10 years. M. Stanley Robison, President, 1899, 1900; 2 years.</p>
<p>No. 26 <b>BROOKLYN CLUB</b> Elected to membership 1890.</p>	<p>Chas. H. Byrne, President (died Jan. 4, 1898), 1890, 1891, 1892, 1893, 1894, 1895, 1896, 1897; 8 years. Chas. H. Ebbets, President, 1898-1913.</p>
<p>No. 27 <b>CINCINNATI CLUB</b> Elected to membership 1890.</p>	<p>A. S. Stern, President, 1890; 1 year. John T. Brush, President, 1891-1902; 12 years. August Herrmann, President, 1903- 1913.</p>
<p>No. 28 <b>ST. LOUIS CLUB</b> Elected to membership 1892.</p>	<p>Chris. Von der Ahe, President, 1892, 1893, 1894, 1895, 1896, 1897; 6 years. B. S. Muckenfuss, President, 1898; 1 year. Frank De Hass Robison, President, 1899-1906; 8 years. M. Stanley Robison, President, 1907, 1908, 1909, 1910; 4 years F. A. Steininger, President, 1911. J. C. Jones, President, 1912. Schuyler P. Britton, President, 1913.</p>
<p>No. 29 <b>BALTIMORE CLUB</b> Elected to membership 1892. (Re- tired from membership at the close of 1900.)</p>	<p>H. R. Von der Horst, President, 1892; 1 year. Edward Hanlon, President, 1893, 1894, 1895, 1896, 1897, 1898, 1899, 1900; 8 yrs.</p>
<p>No. 30 <b>LOUISVILLE CLUB</b> Elected to membership 1892. (Re- tired from membership at the close of 1900.)</p>	<p>T. Hunt Stucky, President, 1892; 1 year. Fred Drexler, President, 1893, 1894, 1895, 1896; 4 years. Harry C. Pulliam, President, 1897, 1898; 2 years. Barney Dreyfuss, President, 1899; 1 year. Harry C. Pulliam, President, 1900; 1 year.</p>
<p>No. 31 <b>WASHINGTON CLUB</b> Elected to membership 1892. (Re- tired from membership at the close of 1900.)</p>	<p>Geo. W. Wagner, President, 1892, 1893, 1894, 1895, 1896, 1897, 1898, 1899, 1900; 9 years.</p>

## WINNERS OF THE NATIONAL BASE BALL CHAMPIONSHIP OF THE UNITED STATES.

For each year from the commencement of Professional Base Ball, in 1871, to 1913, inclusive, together with the names of Club Officials and Players of each Championship Team, Club Statistics and Players' Averages. Compiled from the Official Records, beginning with the year 1871.

**1871.**

**THE ATHLETIC CLUB**  
Philadelphia.  
National Champions United States.  
Geo. W. Thompson, President.  
Hicks Hayhurst, Manager.  
Games won, 22; lost, 7. Per cent., .759.

	No. Games	P.C. Won	Field. P.C.	Bat. P.C.
D. McBride, p...	25	.759	.792	.284
F. Malone, c.....	27	....	.800	.365
W. Fisler, 1b.....	23	....	.961	.333
A. J. Reach, 2b..	26	....	.905	.371
L. Meyerle, 3b... 23	....	.881	.448	
J. Radcliffe, ss... 28	....	.934	.333	
E. Cuthbert, lf... 28	....	.930	.278	
J. Sensitivefer, cf 25	....	.905	.371	
G. Heubel, rf.... 17	....	.841	.290	
G. Bechtel, rf .. 19	....	.849	.350	
Tom Pratt..... 8	....	.909	.295	
Athletic Team.. 29	.759	.894	.342	

**1873.**

**THE BOSTON CLUB.**  
National Champions United States.  
Chas. H. Porter, President.  
Harry Wright, Sec'y and Manager.  
Games won, 43; lost, 16. Per cent., .729.

	No. Games	P.C. Won	Field. P.C.	Bat. P.C.
A. G. Spalding, p.	60	.729	.833	.371
Jas. White, c.....	60	....	.797	.401
J. Manning, 1b...	31	....	.981	.290
Ross Barnes, 2b..	60	....	.865	.453
H. Schafer, 3b... 60	....	.754	.300	
Geo. Wright, ss.. 59	....	.940	.422	
A. Leonard, lf... 58	....	.872	.355	
H. Wright, cf.... 58	....	.918	.270	
J. O'Rourke, rf.1b 57	....	.930	.371	
R. Addy, rf..... 31	....	.800	.371	
D. Birdsall, util..	..	....	....	....
Boston Team.. 60	.729	.862	.364	

**1872.**

**THE BOSTON CLUB.**  
National Champions United States.  
Ivers W. Adams, President.  
Harry Wright, Sec'y and Manager.  
Games won, 39; lost, 8. Per cent., .830.

	No. Games	P.C. Won	Field. P.C.	Bat. P.C.
A. G. Spalding, p.	47	.830	.903	.338
C. A. McVey, c.. 45	....	.745	.306	
C. Gould, 1b..... 44	....	.970	.256	
Ross Barnes, 2b.. 44	....	.908	.404	
H. Schafer, 3b... 47	....	.900	.262	
Geo. Wright, ss.. 47	....	.948	.336	
A. Leonard, lf.... 45	....	.895	.341	
H. Wright, cf.... 47	....	.893	.261	
F. Rogers, rf..... 44	....	.878	.294	
D. Birdsall, util.. 16	....	.753	.179	
Boston Team.. 47	.830	.896	.324	

**1874.**

**THE BOSTON CLUB.**  
National Champions United States.  
Chas. H. Porter, President.  
Harry Wright, Sec'y and Manager.  
Games won, 43; lost, 17. Per cent., .717.

	No. Games	P.C. Won	Field. P.C.	Bat. P.C.
A. G. Spalding, p.	60	.717	.845	.331
Jas. White, c.... 60	....	.774	.326	
J. O'Rourke, 1b.. 60	....	.966	.349	
Ross Barnes, 2b.. 51	....	.910	.353	
H. Schafer, 3b... 60	....	.904	.275	
Geo. Wright, ss.. 60	....	.929	.351	
A. Leonard, lf... 60	....	.929	.342	
H. Wright, cf.... 40	....	.900	.310	
C. A. McVey, rf. 60	....	.855	.385	
T. Beals, utility.. 19	....	.921	.214	
Boston Team.. 60	.717	.898	.359	

1875.

**THE BOSTON CLUB.**

National Champions United States.

N. T. Appolonio, President.

Harry Wright, Sec'y and Manager.

Games won, 71; lost, 8. Per cent., .899.

	No. Games	P.C. Won	Field. P.C.	Bat. P.C.
A. G. Spalding, p.	63	.899	.858	.318
A. G. Spalding, o.f	16	....	....	....
Jas. White, c....	79	....	.816	.354
C. A. McVey, 1b.	79	....	.968	.350
Ross Barnes, 2b..	78	....	.915	.386
H. Schafer, 3b...	79	....	.853	.278
Geo. Wright, ss..	79	....	.938	.357
A. Leonard, lf....	77	....	.940	.337
J. O'Rourke, cf..	69	....	.933	.306
J. Manning, rf...	64	....	.904	.284
T. Beals, utility..	15	....	....	.285
<b>Boston Team..</b>	<b>79</b>	<b>.899</b>	<b>.883</b>	<b>.324</b>

1877.

**THE BOSTON CLUB.**

National Champions United States.

A. H. Soden, President.

Harry Wright, Sec'y and Manager.

Games won, 31; lost, 17. Per cent., .646.

	No. Games	P.C. Won	Field. P.C.	Bat. P.C.
Thos. Bond, p....	49	.646	.870	.212
Lou Brown, c....	47	....	.883	.254
Jas. White, 1b...	31	....	.964	.385
Jas. White, rf....	15	....	.954	....
J. F. Morrill, 1b..	15	....	.951	.272
J. F. Morrill, 3b..	23	....	.892	....
Geo. Wright, 2b..	46	....	.894	.255
E. B. Sutton, 3b.	18	....	.800	.290
E. B. Sutton, ss..	28	....	.867	....
A. Leonard, ss...	17	....	.841	.260
A. Leonard, lf....	29	....	.912	....
J. O'Rourke, lf...	19	....	.829	.350
J. O'Rourke, cf..	27	....	....	....
T. H. Murnane, cf	21	....	.800	.262
T. H. Murnane, lf	16	....	....	....
H. Schafer, rf....	19	....	.750	.281
H. Schafer, lf....	1	....	....	....
<b>Boston Team..</b>	<b>49</b>	<b>.646</b>	<b>.886</b>	<b>.283</b>

1876.

**THE CHICAGO CLUB.**

National Champions United States.

Wm. A. Hulbert, President.

A. G. Spalding, Sec., Mgr. and Capt.

Games won, 52; lost, 14. Per cent, .788.

	No. Games	P.C. Won	Field. P.C.	Bat. P.C.
A. G. Spalding, p.	60	.788	.850	.305
A. G. Spalding, cf	6	....	....	....
Jas. White, c....	64	....	.791	.335
C. A. McVey, 1b.	55	....	.956	.345
C. A. McVey, p..	6	....	....	....
Ross Barnes, 2b..	66	....	.910	.403
A. C. Anson, 3b..	66	....	.850	.342
J. P. Peters, ss..	66	....	.932	.348
J. W. Glenn, lf..	56	....	.866	.291
Paul A. Hines, cf	64	....	.917	.330
R. Addy, rf.....	33	....	.800	.272
O. Bielaski, rf....	31	....	.762	.205
<b>Chicago Team.</b>	<b>66</b>	<b>.788</b>	<b>.882</b>	<b>.328</b>

1878.

**THE BOSTON CLUB.**

National Champions United States.

A. H. Soden, President.

Harry Wright, Sec'y and Manager.

Games won, 41; lost, 19. Per cent., .683.

	No. Games	P.C. Won	Field. P.C.	Bat. P.C.
Thos. Bond, p....	59	.683	.882	.211
C. N. Snyder, c..	58	....	.841	.212
J. F. Morrill, 1b..	58	....	.957	.240
J. J. Burdock, 2b.	60	....	.917	.260
E. B. Sutton, 3b.	59	....	.888	.226
Geo. Wright, ss..	59	....	.947	.224
A. Leonard, lf....	60	....	.776	.259
J. O'Rourke, cf..	56	....	.860	.274
J. Manning, rf...	56	....	.752	.254
<b>Boston Team..</b>	<b>60</b>	<b>.683</b>	<b>.886</b>	<b>.240</b>

1879.

**THE PROVIDENCE CLUB.**

National Champions United States.

Henry T. Root, President.

Geo. Wright, Manager and Captain.

Games won, 59; lost, 25. Percent., .702.

	No. Games Won	P.C.	Field. P.C.	Bat. P.C.
John M. Ward, p.	65	.702	.899	.287
John M. Ward, 3b	19	....	.857	....
R. Matthews, p..	19	....	.875	.200
R. Matthews, o.f.	19	....	.758	....
E. M. Gross, c....	30	....	.786	.348
J. Brown, c.....	47	....	.771	.267
Joe Start, 1b,....	64	....	.973	.318
M.H.McGeary, 2b	72	....	.883	.276
M.H.McGeary, 3b	12	....	.916	....
W. L. Hague, 3b.	50	....	.821	.227
Geo. Wright, ss..	84	....	.926	.281
Thos. York, lf....	80	....	.897	.307
Paul Hines, cf...	84	....	.866	.357
J. O'Rourke, rf..	54	....	.784	.351
J. O'Rourke, 1b..	19	....	.952	....
Providence Team	84	.702	.883	.296

1881.

**THE CHICAGO CLUB.**

National Champions United States.

William A. Hulbert, President.

A. G. Spalding, Secretary.

A. C. Anson, Manager and Captain.

Games won, 56; lost, 28. Percent., .667.

	No. Games Won	P.C.	Field. P.C.	Bat. P.C.
L. Corcoran, p...	45	.667	.858	.222
F. Goldsmith, p..	37	.667	.859	.240
F. S. Flint, c....	77	....	.828	.310
A. C. Anson, 1b..	83	....	.975	.399
Jos. Quest, 1b....	76	....	.929	.249
E. Williamson, 3b	74	....	.909	.268
T. E. Burns, ss..	79	....	.870	.277
A. Dalrymple, lf.	81	....	.835	.323
G. F. Gore, cf....	71	....	.874	.297
M. J. Kelly, rf...	66	....	.840	.323
Hugh Nicol.....	26	....	.932	.203
Chicago Team.	84	.667	.894	.298

1880.

**THE CHICAGO CLUB.**

National Champions United States.

Wm. A. Hulbert, President.

A. G. Spalding, Secretary.

A. C. Anson, Manager and Captain.

Games won, 67; lost, 17. Percent., .798.

	No. Games Won	P.C.	Field. P.C.	Bat. P.C.
L. Corcoran, p...	56	.798	.939	.221
F. Goldsmith, p..	24	.798	.931	.260
F. S. Flint, c....	62	....	.829	.167
A. C. Anson, 1b..	77	....	.977	.338
Jos. Quest, 2b....	78	....	.895	.245
E. Williamson, 3b	61	....	.893	.255
T. E. Burns, ss..	73	....	.863	.309
A. Dalrymple, lf.	84	....	.857	.332
Geo. F. Gore, cf..	71	....	.871	.365
M. J. Kelly, rf...	62	....	.811	.292
Chicago Team.	84	.798	.891	.281

1882.

**THE CHICAGO CLUB.**

National Champions United States.

A. G. Spalding, President.

A. C. Anson, Manager and Captain.

Games won, 55; lost, 29. Percent., .655.

	No. Games Won	P.C.	Field. P.C.	Bat. P.C.
L. Corcoran, p...	41	.655	.911	.207
F. Goldsmith, p..	43	.655	.913	.229
F. S. Flint, c....	79	....	.840	.250
A. C. Anson, 1b..	82	....	.943	.362
T. E. Burns, 2b..	43	....	.911	.247
T. E. Burns, ss...	41	....	.826	....
Jos. Quest, 2b....	41	....	.879	.201
E. Williamson, 3b	82	....	.880	.281
M. J. Kelly, ss...	41	....	.809	.305
M. J. Kelly, rf...	36	....	.887	....
A. Dalrymple, lf.	84	....	.877	.294
G. F. Gore, cf....	84	....	.842	.318
Hugh Nicol, rf...	36	....	.886	.193
Chicago Team.	84	.655	.882	.276

1883.

**THE BOSTON CLUB.**

National Champions United States.

A. H. Soden, President.

John F. Morrill, Mgr. and Capt.

Games won, 63; lost, 35. Per cent., .643.

	No. Games	P.C. Won	Field. P.C.	Bat. P.C.
J. E. Whitney, p.	62	.643	.839	.282
J. E. Whitney, cf	32	....	.794	....
C. Buffington, p.	35	.643	.756	.237
C. Buffington, cf.	49	....	.756	....
M. M. Hackett, c.	42	....	.760	.234
M. Hines, c.....	56	....	.751	.228
J. F. Morrill, 1b..	80	....	.974	.319
J. J. Burdock, 2b	96	....	.923	.330
E. B. Sutton, 3b.	94	....	.871	.323
S. W. Wise, ss...	95	....	.827	.270
Jos. Hornung, lf.	98	....	.936	.278
Paul Radford, rf.	71	....	.837	.205
C. Smith, cf., rf..	29	....	.904	.217
<b>Boston Team..</b>	<b>98</b>	<b>.643</b>	<b>.852</b>	<b>.276</b>

1885.

**THE CHICAGO CLUB.**

National Champions United States.

A. G. Spalding, President.

A. C. Anson, Manager and Captain.

Games won, 87; lost, 25. Per cent., .770.

	No. Games	P.C. Won	Field. P.C.	Bat. P.C.
J. G. Clarkson, p.	70	.790	.803	.215
J. McCormick, p.	28	.740	.710	.218
F. S. Flint, c.....	67	....	.855	.208
M. J. Kelly, c....	33	....	.760	.287
M. J. Kelly, rf...	67	....	.868	....
A. C. Anson, 1b..	112	....	.957	.310
Fred Pfeffer, 2b.	109	....	.892	.240
E. Williamson, 3b	111	....	.891	.238
T. E. Burns, ss..	111	....	.844	.271
A. Dalrymple, lf.	113	....	.878	.274
G. F. Gore, cf'...	109	....	.884	.312
Wm. Sunday, rf..	42	....	.825	.255
<b>Chicago Team.</b>	<b>113</b>	<b>.770</b>	<b>.859</b>	<b>.264</b>

1884.

**THE PROVIDENCE CLUB.**

National Champions United States.

Henry T. Root, President.

Frank C. Bancroft, Manager.

Games won, 84; lost, 28. Per cent., .750.

	No. Games	P.C. Won	Field. P.C.	Bat. P.C.
C. Radbourne, p..	72	.838	.634	.233
C. Sweeney, p....	25	.723	.650	.302
B. Gilligan, c....	79	....	.874	.244
V. Nava, c.....	26	....	.823	.089
Joe Start, 1b.....	90	....	.974	.273
John Farrell, 2b..	106	....	.921	.220
Jerry Denny, 3b.	96	....	.876	.251
Arthur Irwin, ss.	99	....	.878	.245
Cliff Carroll, lf...	112	....	.903	.261
Paul Hines, cf...	107	....	.895	.304
Paul Radford, rf.	94	....	.884	.202
<b>Providence Team</b>	<b>112</b>	<b>.750</b>	<b>.864</b>	<b>.243</b>

1886.

**THE CHICAGO CLUB.**

National Champions United States.

A. G. Spalding, President.

A. C. Anson, Manager and Captain.

Games won, 90; lost, 34. Per cent., .726.

	No. Games	P.C. Won	Field. P.C.	Bat. P.C.
J. McCormick, p.	39	.795	.698	.235
John Flynn, p....	32	.750	.709	.200
John Flynn, lf...	24	....	.894	....
J. Clarkson, p....	53	.600	.775	.233
M. J. Kelly, c....	46	....	.826	.388
M. J. Kelly, rf...	54	....	.811	....
F. S. Flint, c.....	49	....	.817	.202
A. C. Anson, 1b..	121	....	.963	.371
Fred Pfeffer, 2b.	119	....	.903	.263
T. E. Burns, 3b..	111	....	.889	.276
E. Williamson, ss	121	....	.868	.216
A. Dalrymple, lf.	82	....	.952	.232
G. F. Gore, cf....	118	....	.875	.304
Jas. Ryan, rf....	67	....	.829	.306
W. Sunday, cf., lf.	25	....	.914	.242
<b>Chicago Team.</b>	<b>124</b>	<b>.726</b>	<b>.857</b>	<b>.279</b>



1887.

**THE DETROIT CLUB.**

National Champions United States.

Fred. K. Stearns, President.

W. H. Watkins, Manager.

Games won, 79; lost, 45. Per cent., .637.

	No. Games Won	P.C.	Field. P.C.	Bat. P.C.
Chas. Getzein, p.	43	.683	.906	.240
P. J. Conway, p..	17	.471	.876	.247
C. B. Baldwin, p.	24	.565	.867	.347
C. W. Bennett, c.	50	....	.905	.363
C. W. Ganzel, c..	50	....	.852	.285
Chas. Briody, c...	32	....	.850	.277
D. Brouthers, 1b.	122	....	.869	.419
Fred Dunlap, 2b.	64	....	.953	.326
H. Richardson, 2b.	62	..	.941	.363
H. Richardson, lf.	58	....	.936	....
J. L. White, 3b...	106	....	.848	.341
Wm. Shindle, 3b.	19	....	.825	.340
J. C. Rowe, ss....	123	....	.906	.363
L. Twitchell, lf...	52	....	.867	.352
E. Hanlon, cf....	118	....	.903	.316
S.L.Thompson, rf	127	....	.909	.406
<b>Detroit Team</b>	<b>126</b>	<b>.637</b>	<b>.909</b>	<b>.347</b>

1888.

**THE NEW YORK CLUB.**

National Champions United States.

John B. Day, President.

James Mutrie, Manager.

Games won, 84; lost, 47. Per cent., .641.

	No. Games Won	P.C.	Field. P.C.	Bat. P.C.
Timothy Keefe, p.	50	.744	.775	.127
M. Welch, p.....	47	.577	.637	.189
L. Titcomb, p....	22	.636	.708	.122
Buck Ewing, c...	73	....	.861	.306
Buck Ewing, 3b..	21	....	.802	....
P. J. Murphy, c..	28	....	.840	.169
Wm. Brown, c....	17	....	.778	.271
Roger Connor, 1b.	133	....	.981	.291
D. Richardson, 2b.	135	....	.942	.226
A.W. Whitney, 3b.	90	....	.886	.219
John M. Ward, ss.	122	....	.857	.251
J. O'Rourke, lf...	87	....	.959	.273
M. J. Slattery, cf.	103	....	.918	.245
Mike Tiernan, rf.	113	....	.959	.293
Geo. F. Gore, cf..	64	....	.836	.220
E.E.Foster, rf, cf.	37	....	.851	.147
<b>New York Team</b>	<b>137</b>	<b>.641</b>	<b>.854</b>	<b>.242</b>

1889.

**THE NEW YORK CLUB.**

National Champions United States.

John B. Day, President.

James Mutrie, Manager.

Games won, 83; lost, 43. Per cent., .659.

	No. Games Won	P.C.	Field. P.C.	Bat. P.C.
Timothy Keefe, p.	41	.732	.862	.154
M. Welch, p.....	41	.732	.763	.192
Ed. Crane, p.....	28	.571	.591	.204
H. O'Day, p.....	23	.522	.807	.146
Buck Ewing, c...	94	....	.894	.326
Wm. Brown, c....	39	....	.785	.259
Roger Connor, 1b.	131	....	.977	.316
D. Richardson, 2b.	124	....	.933	.279
A.W. Whitney, 3b.	129	....	.881	.217
John M. Ward, ss.	107	....	.889	.298
G. Hatfield, ss....	24	....	.855	.184
J. O'Rourke, lf...	128	....	.892	.320
Geo. F. Gore, cf..	119	....	.863	.305
Mike Tiernan, rf.	122	....	.896	.334
<b>New York Team</b>	<b>131</b>	<b>.659</b>	<b>.903</b>	<b>.282</b>

1890.

**THE BROOKLYN CLUB.**

National Champions United States.

Charles H. Byrne, President.

William McGunnigle, Manager.

Games won, 86; lost, 43. Per cent., .667.

	No. Games Won	P.C.	Field. P.C.	Bat. P.C.
Tom Lovett, p..	42	.727	.771	.201
R.L.Carruthers, p	32	.667	.809	.265
R.Carruthers, o.f.	39	....	.859	....
W. H. Terry, p..	44	.634	.757	.278
W. H. Terry, o.f.	54	....	.930	....
Thos. P. Daly, c..	69	....	.912	.243
R. H. Clark, c....	42	....	.713	.218
A. J. Bushong, c.	15	....	.826	.234
D. L. Foutz, 1b...	113	....	.977	.302
H. Collins, 2b....	129	....	.944	.278
G. B. Pinkney, 3b.	126	....	.932	.309
Geo. J. Smith, ss.	129	....	.904	.191
W. D. O'Brien, lf,	85	....	.915	.314
J. S. Corkhill, cf.	48	....	.977	.225
T. P. Burns, rf...	116	....	.941	.284
P. J. Donovan....	58	....	.937	.254
<b>Brooklyn Team</b>	<b>129</b>	<b>.667</b>	<b>.921</b>	<b>.267</b>

1891.

## THE BOSTON CLUB.

National Champions United States.

A. H. Soden, President.

Frank G. Selee, Manager.

Games won, 87; lost, 51. Per cent., .630.

	No. Games	P.C. Won	Field. P.C.	Bat. P.C.
J. G. Clarkson, p.	52	.642	.840	.223
C. A. Nichols, p..	47	.638	.870	.201
H. E. Staley, p...	35	.636	.833	.184
C. W. Bennett, c.	74	....	.942	.215
C. W. Ganzel, c..	68	....	.927	.259
T. J. Tucker, 1b..	140	....	.975	.272
Jos. Quinn, 2b...	123	....	.936	.247
W. H. Nash, 3b..	139	....	.904	.276
H. C. Long, ss...	139	....	.902	.287
R. L. Lowe, lf...	105	....	.929	.281
R. L. Lowe, 2b...	17	....	.949	....
W. S. Brodie, cf..	134	....	.963	.266
H. D. Stovey, rf..	133	....	.903	.279
M. J. Kelly, rf...	15	....	.815	.239
M. Sullivan, lf...	16	....	.896	.224
Boston Team ..	140	.630	.906	.257

1893.

## THE BOSTON CLUB.

National Champions United States.

A. H. Soden, President.

Frank G. Selee, Manager.

Games won, 86; lost, 43. Percent., .667.

	No. Games	P.C. Won	Field. P.C.	Bat. P.C.
C. A. Nichols, p..	46	.696	.917	.239
H. Gastright, p..	16	.750	.797	.185
H. E. Staley, p...	31	.655	.747	.280
J. F. Stivetts, p..	30	.636	.894	.309
C. W. Bennett, c.	58	....	.912	.218
C. W. Ganzel, c..	37	....	.908	.282
W. H. Merritt, c.	33	....	.833	.363
T. J. Tucker, 1b..	121	....	.979	.299
R. L. Lowe, 2b...	116	....	.935	.316
W. H. Nash, 3b..	128	....	.913	.304
H. C. Long, ss...	124	....	.886	.294
Cliff Carroll, lf...	120	....	.919	.234
Hugh Duffy, cf..	131	....	.958	.378
T.F.McCarthy, rf	107	....	.905	.360
Boston Team..	131	.667	.926	.304

1892.

## THE BOSTON CLUB.

National Champions United States.

A. H. Soden, President.

Frank G. Selee, Manager.

Games won, 102; lost, 48. Per cent., .680.

	No. Games	P.C. Won	Field. P.C.	Bat. P.C.
J. E. Stivetts, p..	47	.702	.771	.300
J. E. Stivetts, o.f.	17	....	.889	....
C. A. Nichols, p.	51	.686	.780	.206
H. E. Staley, p..	35	.686	.835	.134
J. G. Clarkson, p.	16	.563	.817	.171
C. W. Bennett, c.	32	....	.969	.201
C. W. Ganzel, c..	49	....	.890	.270
M. J. Kelly, c....	68	....	.858	.201
T. J. Tucker, 1b..	148	....	.974	.281
Jos. Quinn, 2b. .	142	....	.951	.219
W. H. Nash, 3b..	135	....	.895	.265
H. C. Long, ss. .	142	....	.888	.286
R. L. Lowe, lf...	89	....	.914	.244
Hugh Duffy, cf..	146	....	.924	.302
T.F.McCarthy, rf	152	....	.880	.244
Boston Team..	150	.680	.880	.253

1894.

## THE BALTIMORE CLUB.

National Champions United States.

Edward Hanlon, President and Mgr.

Games won, 89; lost, 39. Per cent., .695.

	No. Games	P.C. Won	Field. P.C.	Bat. P.C.
J. McMahon, p..	33	.758	.869	.286
W. V. Hawke, p.	25	.640	.887	.301
W. Gleason, p...	21	.714	.841	.342
C. H. Esper, p...	11	.818	.929	.239
W. Robinson, c..	106	....	.914	.348
W. J. Clarke, c..	22	....	.856	.270
D. Brouthers, 1b.	123	....	.975	.344
H. Reitz, 2b.....	100	....	.966	.306
F. Bonner, 2b....	24	....	.909	.301
J. J. McGraw, 3b.	117	....	.895	.340
H. Jennings, ss..	128	....	.928	.332
J. Kelly, lf.....	129	....	.951	.391
W. Brodie, cf....	129	....	.944	.369
W. Keeler, rf....	127	....	.928	.367
Baltimore Team	128	.695	.914	.343

1895.

**THE BALTIMORE CLUB.**

National Champions United States.  
Edward Hanlon, President and Mgr.  
Games won, 87; lost, 43. Per cent., .669

	No. Games	P.C. Won	Field. P.C.	Bat. P.C.
W. Hoffer, p.....	37	.784	.933	.216
A. Clarkson, p...	17	.765	.805	.120
G. Hemming, p..	33	.545	.852	.290
C. H. Esper, p...	22	.429	.809	.168
J. McMahon, p..	14	.714	.771	.302
W. Robinson, c..	74	....	.952	.264
W. Clarke, c.....	57	....	.926	.297
G. Carey, 1b.....	121	....	.990	.271
H. Reitz, 2b.....	43	....	.937	.281
H. Reitz, 3b.....	17	....	.881	....
W. Gleason, 2b...	85	....	.911	.323
J. J. Graw, 3b....	93	....	.880	.374
H. Jennings, ss..	131	....	.943	.386
J. Kelley, lf.....	131	....	.939	.370
W. Brodie, cf....	130	....	.961	.365
W. Keeler, rf....	131	....	.957	.394
<b>Baltimore Team</b>	<b>130</b>	<b>.669</b>	<b>.903</b>	<b>.330</b>

1897.

**THE BOSTON CLUB.**

National Champions United States.  
A. H. Soden, President.  
Frank G. Selee, Manager.  
Games won, 93; lost, 39. Per cent., .705.

	No. Games	P.C. Won	Field. P.C.	Bat. P.C.
C. A. Nichols, p..	41	.732	.872	.264
F. A. Klobedanz, p	33	.729	.828	.316
E. M. Lewis, p...	32	.645	.806	.254
J. E. Stivetts, p.	16	.625	.953	.383
J. E. Stivetts, rf.	23	....	.940	....
M. Bergen, c.....	82	....	.923	.247
C. W. Ganzel, c..	26	....	.903	.274
Fred Lake, c.....	16	....	.893	.246
F. Tenney, 1b....	123	....	.983	.325
R. M. Lowe, 2b..	121	....	.953	.314
J. J. Collins, 3b..	132	....	.931	.346
H. C. Long, ss..!	106	....	.903	.327
Robt. Allen, ss...	32	....	.910	.309
Hugh Duffy, lf..	127	....	.953	.341
W. Hamilton, cf.	125	....	.953	.344
Chas. Stahl, rf...	111	....	.935	.359
Geo. Yeager, rf..	26	....	....	.239
<b>Boston Team..</b>	<b>132</b>	<b>.705</b>	<b>.917</b>	<b>.323</b>

1896.

**THE BALTIMORE CLUB.**

National Champions United States.  
Edward Hanlon, President and Mgr.  
Games won, 90; lost, 39. Per cent., .693.

	No. Games	P.C. Won	Field. P.C.	Bat. P.C.
W. Hoffer, p.....	35	.823	.873	.301
Chas. Esper, p...	19	.789	.875	.181
Arlie Pond, p....	24	.714	.806	.243
J. McMahon, p...	20	.619	.850	.126
G. Hemming, p..	25	.563	.891	.261
W. Robinson, c..	66	....	.919	.354
W. Clarke, c.....	64	....	.905	.290
J. J. Doyle, 1b...	118	....	.973	.345
H. Reitz, 2b.....	116	....	.956	.283
J. B. Donnelly, 3b	104	....	.902	.330
J. J. McGraw, 3b.	18	....	.833	.356
H. Jennings, ss..	129	....	.926	.397
Jos. Kelley, lf...	130	....	.955	.370
W. Brodie, cf....	132	....	.971	.294
W. Keeler, rf....	127	....	.973	.392
<b>Baltimore Team</b>	<b>129</b>	<b>.693</b>	<b>.908</b>	<b>.332</b>

1898.

**THE BOSTON CLUB.**

National Champions United States.  
A. H. Soden, President.  
Frank G. Selee, Manager.  
Games won, 102; lost, 47. Per cent., .685.

	No. Games	P.C. Won	Field. P.C.	Bat. P.C.
E. M. Lewis, p...	34	.757	.841	.279
C. A. Nichols, p.	43	.707	.852	.252
F. A. Klobedanz, p	32	.656	.883	.213
V. G. Willis, p...	33	.631	.870	.147
M. Bergen, c.....	119	....	.934	.289
Geo. Yeager, c...	36	....	.911	.263
F. Tenney, 1b....	117	....	.982	.335
R. M. Lowe, 2b..	147	....	.952	.272
J. J. Collins, 3b..	149	....	.935	.337
H. C. Long, ss...	142	....	.927	.275
Hugh Duffy, lf..	149	....	.949	.319
W. Hamilton, cf.	109	....	.898	.367
Chas. Stahl, rf...	125	....	.959	.311
Chas. Hickman..	17	....	....	.259
J. E. Stivetts....	27	....	....	.252
<b>Boston Team...</b>	<b>149</b>	<b>.685</b>	<b>.915</b>	<b>.300</b>

1899.

**THE BROOKLYN CLUB.**

National Champions United States.

Chas. H. Ebbets, President.

Edward Hanlon, Manager.

Games won, 101; lost, 47. Per cent., .682.

	No.	P.C.	Field.	Bat.
	Games	Won	P.C.	P.C.
James Hughes, p.	34	.823	.881	.261
W. Kennedy, p...	35	.676	.825	.241
John Dunn, p....	38	.648	.937	.244
J. McJames, p. .	33	.567	.796	.162
Chas. Farrell, c..	83	....	.942	.295
J. McGuire, c....	99	....	.935	.305
Dan McGann, 1b.	138	....	.986	.298
H. Jennings, 1b..	61	....	.984	.300
J. Anderson, 1b..	41	....	.983	.274
J. Anderson, rf..	71	....	.927	....
T. P. Daly, 2b....	143	....	.929	.312
James Casey, 3b.	145	....	.887	.257
Wm. Dahlen, ss..	116	....	.937	.276
Joseph Kelly, lf..	144	....	.976	.329
W. Keeler, cf....	143	....	.970	.376
F. A. Jones, rf... 95	....	.946	.286	
<b>Brooklyn Team</b>	<b>148</b>	<b>.682</b>	<b>.928</b>	<b>.297</b>

1900.

**THE BROOKLYN CLUB.**

National Champions United States.

Chas. H. Ebbets, President.

Edward Hanlon, Manager.

Games won, 82; lost, 54. Per cent., .603.

	No.	P.C.	Field.	Bat.
	Games	Won	P.C.	P.C.
J. McGinnity, p..	41	.769	.875	.185
W. Kennedy, p...	36	.600	.919	.301
Frank Kitson, p.	30	.517	.848	.283
Chas. Farrell, c..	73	....	.911	.277
J. McGuire, c....	68	....	.909	.280
H. Jennings, 1b..	110	....	.984	.270
T. P. Daly, 2b....	95	....	.926	.313
E. DeMontrev'e, 2b	47	....	.956	.250
L. Cross, 3b.....	133	....	.941	.293
Wm. Dahlen, ss..	134	....	.942	.259
Joseph Kelley, lf.	78	....	.955	.318
Joseph Kelley, 1b.	28	....	.992	....
J. Sheckard, lf... 75	....	.934	.305	
W. Keeler, cf....	136	....	.947	.366
F. A. Jones, rf..	136	....	.959	.309
<b>Brooklyn Team</b>	<b>136</b>	<b>.603</b>	<b>.933</b>	<b>.287</b>

1901.

**THE PITTSBURG CLUB.**

National Champions United States.

Barney Dreyfuss, President.

Fred Clarke, Mgr. and Capt.

Games won, 90; lost, 49. Per cent., .647.

	No.	P.C.	Field.	Bat.
	Games	Won	P.C.	P.C.
Sam Leever, p...	19	.737	.966	.169
Jack Chesbro, p.	33	.700	.922	.210
J. Tannehill, p...	40	.643	.807	.226
Chas. Phillippe, p.	33	.643	.962	.211
C. L. Zimmer, c..	67	....	.909	.222
J. O'Connor, c... 56	....	.949	.200	
Geo. Yeager, c... 19	....	.906	.267	
W. Bransfield, 1b.	139	....	.981	.292
C. C. Ritchey, 2b.	139	....	.944	.298
T. Leach, 3b..... 90	....	.908	.298	
Fred Ely, ss..... 62	....	.924	.219	
J. Wagner, ss.... 61	....	.920	.352	
J. Wagner, lf.... 54	....	.977	....	
Fred Clarke, cf.. 127	....	.967	.316	
C. H. Beaumont, cf	132	....	.939	.328
Harry Davis, rf.. 113	....	.952	.289	
Ed. Poole..... 23	....	....	.237	
<b>Pittsburg Team</b>	<b>139</b>	<b>.647</b>	<b>.951</b>	<b>.274</b>

1902.

**THE PITTSBURG CLUB.**

National Champions United States.

Barney Dreyfuss, President.

Fred Clarke, Manager and Capt.

Games won, 103; lost, 36. Per cent., .741.

	No.	P.C.	Field.	Bat.
	Games	Won	P.C.	P.C.
Jack Chesbro, p..	33	.818	.945	.179
Edw. Doheny, p..	21	.800	.911	.169
J. Tannehill, p...	27	.769	.970	.289
Sam Leever, p... 26	.696	.963	.178	
Chas. Phillippe, p.	30	.690	.955	.221
H. Smith, c..... 49	....	.958	.187	
C. L. Zimmer, c.. 40	....	.960	.268	
J. O'Connor, c. . . 39	....	.955	.292	
W. Bransfield, 1b.	100	....	.986	.308
J. Wagner, 1b.... 31	....	.988	.329	
J. Wagner, ss.... 45	....	.890	....	
J. Wagner, rf.... 59	....	.992	....	
C. C. Ritchey, 2b.	114	....	.965	.275
James Burke, 2b.	28	....	.892	.296
James Burke, rf. 15	....	.941	....	
T. Leach, 3b..... 135	....	.925	.280	
W. Conroy, ss.... 93	....	.929	.241	
Fred Clarke, lf... 114	....	.962	.321	
C. Beaumont, cf. 131	....	.972	.357	
Harry Davis, rf.. 59	....	.943	.291	
J. D. Sebring.... 19	....	.974	.338	
<b>Pittsburg Team</b>	<b>138</b>	<b>.741</b>	<b>.956</b>	<b>.298</b>

1903.

**THE PITTSBURG CLUB.**

National Champions United States.

Barney Dreyfuss, President.

Fred Clarke, Manager.

Games won, 91; lost, 49. Per cent., .650

	No. Games	P.C. Won	Field. P.C.	Bat. P.C.
Sam Leever, p...	36	.781	.957	.165
C. Phillippe, p...	36	.735	.962	.210
E. Doheny, p....	27	.667	.912	.209
W. Kennedy, p...	18	.600	.969	.362
Edw. Phelps, c..	76	....	.950	.282
Henry Smith, c..	60	....	.952	.175
W. Bransfield, 1b.	127	....	.981	.265
C. C. Ritchey, 2b.	137	....	.961	.287
T. Leach, 3b.....	127	....	.879	.298
J. Wagner, ss....	111	....	.933	.355
Otto Kruger, ss.	29	....	.884	.246
Otto Kruger, lf.	28	....	.948	....
Fred Clarke, lf..	101	....	.962	.351
C. Beaumont, cf.	141	....	.948	.341
J. D. Sebring, rf.	124	....	.927	.277
<b>Pittsburg Team.</b>	<b>140</b>	<b>.650</b>	<b>.893</b>	<b>.292</b>

1905.

**THE NEW YORK CLUB.**

National Champions United States.

John T. Brush, President.

John J. McGraw, Manager.

Games won, 105; lost, 48. Per cent., .668.

	No. Games	P.C. Won	Field. P.C.	Bat. P.C.
C. Mathewson, p.	40	.775	.970	.236
Leon Ames, p....	30	.733	.942	.144
Geo. Wiltse, p....	21	.714	.968	.278
L. Taylor, p.....	25	.640	.938	.130
J. McGinnity, p..	36	.583	.944	.233
R. Bresnahan, c..	87	....	.970	.302
F. Bowerman, c..	72	....	.982	.269
F. Bowerman, 1b.	17	....	.968	....
Dan McGann, 1b.	136	....	.991	.299
Wm. Clarke, 1b..	15	....	.973	.180
W. O. Gilbert, 2b.	115	....	.947	.247
Sam Strang, 2b..	47	....	.915	.259
Sam Strang, cf...	38	....	.911	....
A. Devlin, 3b....	153	....	.932	.246
Wm. Dahlen, ss..	147	....	.948	.242
Sam Mertes, lf...	150	....	.960	.279
Geo. Browne, rf.	127	....	.915	.293
M. Donlin, cf....	150	....	.934	.356
<b>New York Team</b>	<b>155</b>	<b>.668</b>	<b>.960</b>	<b>.273</b>

1904.

**THE NEW YORK CLUB.**

National Champions United States.

John T. Brush, President.

John J. McGraw, Manager.

Games won, 106; lost, 47. Per cent., .693.

	No. Games	P.C. Won	Field. P.C.	Bat. P.C.
J. McGinnity, p..	51	.814	.923	.176
Geo. Wiltse, p...	24	.813	.929	.224
C. Mathewson, p..	48	.733	.961	.226
L. Taylor, p.....	37	.583	.991	.157
Leon Ames, p....	16	.400	.886	.125
J. J. Warner, c..	86	....	.973	.190
F. Bowerman, c..	79	....	.960	.232
Dan McGann, 1b.	141	....	.990	.286
W. O. Gilbert, 2b.	146	....	.946	.253
A. Devlin, 3b....	130	....	.907	.281
John Dunn, 3b...	23	....	.914	.309
Wm. Dahlen, ss..	145	....	.930	.268
Sam Mertes, lf...	147	....	.956	.276
R. Bresnahan, cf.	93	....	.954	.284
Geo. Browne, rf..	149	....	.925	.283
<b>New York Team.</b>	<b>157</b>	<b>.693</b>	<b>.972</b>	<b>.262</b>

1906.

**THE CHICAGO CLUB.**

National Champions United States.

Chas. W. Murphy, President.

Frank L. Chance, Manager.

Games won, 116; lost, 36. Per cent., .765.

	No. Games	P.C. Won	Field. P.C.	Bat. P.C.
Edw. Reulbach, p.	33	.826	.968	.157
M. Brown, p....	36	.813	.980	.204
Carl Lundgren, p.	27	.739	.984	.179
Jack Pfeister, p.	31	.724	.922	.048
Orval Overall, p.	31	.667	.928	.179
John Kling, c....	96	....	.982	.312
P. Moran, c.....	61	....	.979	.252
Frank Chance, 1b.	136	....	.989	.319
A. Hofman, 1b...	20	....	.990	.356
A. Hofman, rf...	21	....	.976	....
John Evers, 2b..	152	....	.947	.255
H. Steinfeldt, 3b.	150	....	.954	.327
J. Tinker, ss....	147	....	.944	.233
Jas. Sheckard, lf.	149	....	.986	.262
F. Schulte, rf....	146	....	.975	.281
Jas. Slagle, cf....	127	....	.976	.239
<b>Chicago Team</b>	<b>154</b>	<b>.765</b>	<b>.969</b>	<b>.262</b>

1907.

**THE CHICAGO CLUB.**

National Champions United States.

Chas. W. Murphy, President.

Frank L. Chance, Manager.

Games won, 107; lost, 45. Per cent., .704.

	No. Games	P.C. Won	Field. P.C.	Bat. P.C.
E. Reulbach, p...	27	.810	.930	.175
M. Brown, p.....	34	.769	.990	.153
Orval Overall, p.	36	.742	.968	.213
Carl Lundgren, p	28	.720	.984	.106
Jack Pfeister, p.	30	.609	.881	.094
C. Fraser, p.....	22	.615	.942	.067
J. Taylor, p.....	18	.583	1.000	.191
John Kling, c....	98	....	.987	.284
P. Moran, c.....	59	....	.973	.227
Frank Chance, 1b	109	....	.992	.293
G. E. Howard, 1b	33	....	.972	.253
A. Hofman, 1b...	18	....	.990	.268
A. Hofman, ss....	42	....	.921	....
A. Hofman, lf....	23	....	.958	....
A. Hofman, rf...	35	....	.948	....
John Evers, 2b...	151	....	.964	.250
H. Steinfeldt, 3b.	151	....	.967	.266
J. Tinker, ss.....	113	....	.939	.221
J. Sheckard, lf...	142	....	.975	.267
James Slagle, cf.	132	....	.961	.258
Frank Schulte, rf.	91	....	.972	.287
Chicago Team	155	.704	.967	.250

1908.

**THE CHICAGO CLUB.**

National Champions United States.

Chas. W. Murphy, President.

Frank L. Chance, Manager.

Games won, 99; lost, 55. Per cent., .643.

	No. Games	P.C. Won	Field. P.C.	Bat. P.C.
E. Reulbach, p...	46	.774	.929	.232
M. Brown, p.....	44	.763	1.000	.207
Orval Overall, p..	37	.577	.928	.129
Chas. Fraser, p..	26	.550	.987	.120
John Pfeister, p..	33	.545	.972	.101
Carl Lundgren, p.	23	.400	.976	.149
A. Coakley, p....	36	.357	.941	.085
John Kling, c....	117	....	.979	.276
P. Moran, c.....	45	....	.968	.260
Frank Chance, 1b.	126	....	.989	.272
A. Hofman, 1b...	37	....	.972	.243
John Evers, 2b...	122	....	.960	.300
A. Hofman, 2b...	22	....	.941	.243
H. Zimmerman, 2b	20	....	.923	.292
H. Steinfeldt, 3b.	150	....	.940	.241
Jos. Tinker, ss...	157	....	.958	.266
James Slagle, lf..	26	....	.963	.222
J. Sheckard, lf...	115	....	.955	.231
James Slagle, cf.	75	....	.981	.222
G. E. Howard, cf.	30	....	.964	.279
A. Hofman, cf...	50	....	.955	.243
Frank Schulte, rf.	89	....	.992	.236
G. E. Howard, rf.	51	....	.966	.279
Chicago Team	157	.643	.969	.249

1909.

**THE PITTSBURG CLUB.**

National Champions United States.

Barney Dreyfuss, President.

Frederick T Clarke, Manager.

Games won, 110; lost, 42. Per cent., .724.

	No. Games	P. C. Won	Field P. C.	Bat. P. C.
S. Leever, p.....	19	.889	1.000	.167
H. Camnitz, p.....	41	.806	.973	.138
C. B. Adams, p.....	25	.800	.919	.051
C. Phillippe, p.....	22	.727	1.000	.071
A. P. Leifield, p.....	32	.704	.952	.192
V. Willis, p.....	39	.667	.953	.136
N. Maddox, p.....	31	.619	.968	.224
G. C. Gibson, c.....	150	....	.983	.265
W. Abstein, 1b.....	135	....	.982	.260
J. B. Miller, 2b.....	150	....	.953	.279
R. Byrne, 3b.....	151	....	.929	.226
E. J. Abbaticchio, ss.....	18	....	.965	.230
J. Wagner, ss.....	136	....	.940	.339
F. T. Clarke, lf.....	152	....	.987	.287
T. W. Leach, cf.....	138	....	.969	.261
J. Wilson, rf.....	154	....	.957	.273
H. J. Hyatt, f.....	40	....	....	.299

1910.

THE CHICAGO CLUB.

National Champions United States.

Chas. W. Murphy, President.

Frank L. Chance, Manager.

Games won, 104; lost, 50. Per cent., .675.

No. P.C. Field. Bat.				No. P.C. Field. Bat.					
Games	Won	P.C.	P.C.	Games	Won	P.C.	P.C.		
L. Cole, p.....	33	.833	.907	.231	A. F. Hofman, 1b	24	....	.978	.325
Orval Overall, p.	22	.667	1.000	.122	J. J. Evers, 2b...	125	....	.950	.263
M. Brown, p.....	46	.641	.962	.175	H. Zimmerman, 2b	32	....	.948	.284
L. Richie, p.....	32	.611	.946	.205	H. Zimmerman, 3b	23	....	.987	.284
E. Reulbach, p...	24	.600	.952	.107	H. Steinfeldt, 3b.	128	....	.946	.252
H. McIntire, p...	28	.591	.945	.258	J. Tinker, ss.....	132	....	.942	.288
W. A. Foxen, p..	18	.500	.938	.160	H. Zimmerman, ss	26	....	.828	.284
J. Pfister, p....	14	.500	.892	.091	J. P. Kane, f....	18	....	1.000	.242
John Kling, c....	86	....	.979	.269	J. Sheckard, lf...	143	....	.976	.256
J. P. Archer, c...	49	....	.970	.259	A. F. Hofman, cf	110	....	.975	.325
J. P. Archer, 1b.	40	....	.975	.259	F. Schulte, rf....	150	....	.968	.301
F. L. Chance, 1b.	87	....	.996	.298	C. Beaumont, f..	56	....	.957	.267
H. Luderus, 1b...	36	....	.981	.254					

1911.

THE NEW YORK CLUB.

National Champions United States.

John T. Brush, President.

John J. McGraw, Manager.

Games won, 99; lost, 54. Per cent., .647.

No. P.C. Field. Bat.				No. P.C. Field. Bat.					
Games	Won	P.C.	P.C.	Games	Won	P.C.	P.C.		
R. Marquard, p..	45	.774	.929	.163	L. Doyle, 2b.....	141	....	.944	.310
O. Crandall, p....	41	.750	.958	.239	A. Devlin, 3b.....	79	....	.944	.273
C. Mathewson, p.	45	.667	.986	.196	A. Fletcher, 3b...	21	....	.944	.319
A. Raymond, p...	17	.600	.967	.200	C. Herzog, 3b....	69	....	.931	.290
G. Wiltse, p.....	30	.571	.940	.188	A. Bridwell, ss...	127	....	.929	.279
L. Ames, p.....	34	.524	.916	.094	A. Fletcher, ss...	74	....	.926	.319
L. Drucke, p....	15	.500	.964	.087	B. Becker, rf.....	55	....	.975	.262
J. T. Meyers, c...	128	....	.979	.332	F. Snodgrass, cf.	149	....	.973	.294
A. Wilson, c.....	64	....	.963	.303	J. Murray, rf....	131	....	.954	.291
F. Merkle, 1b....	178	....	.985	.283	J. Devore, lf.....	149	....	.934	.280

1912.

THE NEW YORK CLUB.

National Champions United States.

John T. Brush, President.

John J. McGraw, Manager.

Games won, 103; lost, 48. Per cent., .682.

No. P.C. Field. Bat.				No. P.C. Field. Bat.					
Games	Won	P.C.	P.C.	Games	Won	P.C.	P.C.		
C. Mathewson, p.	43	.657	.957	.264	L. Doyle, 2b.....	143	....	.948	.330
R. Marquard, p..	43	.703	.984	.219	A. Fletcher, ss..	129	....	.927	.282
L. Ames, p.....	33	.688	.983	.224	C. Herzog, 3b....	140	....	.942	.263
G. Wiltse, p.....	28	.600	1.000	.326	H. Groh, ss.....	27	....	....	.271
C. Tesreau, p....	36	.708	.935	.146	A. Shafer, ss.-3b.	78	....	.879	.288
O. Crandall, p...	50	.650	.957	.313	J. Devore, lf.....	106	....	.918	.275
J. T. Meyers, c..	126	....	.973	.358	F. Snodgrass, cf.	116	....	.948	.269
A. Wilson, c.....	65	....	.960	.289	J. Murray, rf....	143	....	.968	.277
G. Hartley, c....	25	....	.960	.235	B. Becker, cf.-rf.	125	....	.958	.264
F. Merkle, 1b....	129	....	.980	.309	G. Burns, lf.....	29	....	1.000	.294
F. Snodgrass, 1b.	146	....	.977	.269	H. McCormick, rf.	42	....	....	.333

1913.

## THE NEW YORK CLUB.

National Champions United States.

H. N. Hempstead, President.

John J. McGraw, Manager.

Games won, 101; lost, 51. Per cent., .664.

	No.	P.C.	Field.	Bat.		No.	P.C.	Field.	Bat.
	Games	Won	P.C.	P.C.		Games	Won	P.C.	P.C.
C. Mathewson, p.	40	.694	.974	.184	*H. Groh, 2b.....	121	....	.963	.281
R. Marquard, p..	42	.697	.962	.219	A. Shafer, 2b-3b-ss	122	....	.915	.287
*A. Fromme, p...	35	.545	1.000	.161	A. Shafer, cf.....	15	....	.938	
†O. Crandall, p..	48	....	1.000	.306	C. Herzog, 3b....	96	....	.947	.286
*L. Ames, p.....	39	.481	.986	.111	*E. Grant, 3b....	54	....	.940	.211
A. Demaree, p...	31	.765	.975	.106	A. Fletcher, ss...	136	....	.932	.297
C. Tesreau, p....	41	.629	.974	.221	†J. Devore, f....	105	....	.919	.264
†G. Wiltse, p....	20	....	.947	.208	G. Burns, lf-rf...	150	....	.963	.286
J. T. Meyers, c..	120	....	.967	.312	F. Snodgrass, cf.	141	....	.968	.291
†J. B. McLean, c.	78	....	.970	.286	J. Murray, rf.-lf.	147	....	.965	.267
G. Hartley, c....	23	....	.978	.316	H. McCormick, rf	57	....	.909	.275
A. Wilson, c.....	54	....	.965	.190	C. Cooper, cf.....	27	....	.895	.300
F. Merkle, 1b....	153	....	.986	.261	§J. Thorpe.....	19	....	....	.143
L. Doyle, 2b.....	132	....	.955	.280					

\*Including Cincinnati record. †Including St. Louis record. ‡Pitched less than five complete games. ¶Including Cincinnati and Philadelphia record. §Played in the field in less than fifteen games. During the season Devore, Ames and Groh were released to Cincinnati, Devore subsequently going to Philadelphia; Crandall was released to St. Louis, but almost immediately re-joined the New Yorks.



# GRAND NATIONAL ALL-AMERICA BASE BALL TEAM

Players on National Championship Teams who have played in one position in 50 games (pitchers 25 games) or over and whose combined records of Fielding and Batting (pitchers' record includes Percentage of Victories, Fielding and Batting) rank the highest in each position covering the period of forty-three years from the commencement of Professional Base Ball, in 1871, to 1913, inclusive. [NOTE.—The All-America Teams are made up of players in *Champion Teams* and *not necessarily on best records.*]

Position, Name and Club	Year	Games	Percentage Won	Fielding Percentage	Batting Percentage	Total
Pitcher— <b>A. G. SPALDING</b> Boston	1875	63	.899	.858	.318	2.075
Catcher— <b>J. T. MEYERS</b> New York	1912	122	.....	.973	.358	1.331
First Base— <b>A. C. ANSON</b> Chicago	1881	83	.....	.975	.399	1.374
Second Base— <b>ROSS BARNES</b> Boston	1873	60	.....	.865	.453	1.318
Third Base— <b>H. STEINFELDT</b> Chicago	1906	150	.....	.954	.327	1.281
Shortstop— <b>GEO. WRIGHT</b> Boston	1873	59	.....	.940	.422	1.362
Left Field— <b>JOS. J. KELLEY</b> Baltimore	1894	129	.....	.951	.391	1.342
Center Field—* <b>HUGH DUFFY</b> Boston	1893	131	.....	.958	.378	1.336
Right Field— <b>WM. KEELER</b> Baltimore	1896	127	.....	.973	.392	1.365
<b>Total Average.....</b>	.....	....	.899	.940	.377	1.416

\*Wm Keeler played center field on the Brooklyn team of 1899, and in this position had a record in fielding of .970 and in batting of .376, a total of 1.346, which would entitle him to the center field position on the Grand National "All-America" Team, but as he had a higher record as right fielder of the Baltimore team in 1896, the center field was given to Hugh Duffy of Boston with the next highest record of 1.336. A clerical error was made in the Record Book of 1903, in placing Hugh Jennings' name in the shortstop position on the Grand National "All-America" Team, with his splendid record of .943 in fielding and .386 in batting, totaling 1.329, instead of Geo. Wright, with his still more remarkable record of .940 in fielding and .422 in batting, totaling 1.362.

## "ALL AMERICA" TEAMS.

Players on National Championship Teams who have played in one position in 50 games (pitchers 25 games) or over and whose combined records of Fielding and Batting (pitchers' record includes Percentage of Victories, Fielding and Batting) rank the highest in each position covering the different five-year periods are entitled to a place on the National "All America" Team for that period.

### NATIONAL "ALL AMERICA" TEAM.

For the first five-year period—1871 to 1875, inclusive.

Position.	Name and Club.	Year.	No. Games.	P. C. Won	Fielding P. C.	Batting P. C.	Total.	
Pitcher.....	A. G. Spalding, Boston.....	1875	63	.899	.858	.318	2.075	
Catcher.....	Jas. L. White, Boston.....	1875	79	....	.816	.354	1.170	
First base...	C. A. McVey, Boston.....	1875	79	....	.968	.358	1.326	
Second base	Ross Barnes, Boston.....	1873	60	....	.865	.453	1.318	
Third base...	Harry Shafer, Boston.....	1874	60	....	.904	.275	1.179	
Shortstop....	Geo. Wright, Boston.....	1873	59	....	.940	.422	1.362	
Left field....	Andy Leonard, Boston.....	1875	77	....	.940	.337	1.277	
Center field..	Jas. O'Rourke, Boston.....	1875	69	....	.933	.306	1.239	
Right field...	Jack Manning, Boston.....	1875	64	....	.904	.284	1.188	
Total average.....					.899	.904	.336	1.340

### NATIONAL "ALL AMERICA" TEAM.

For the second five-year period—1876 to 1880, inclusive.

Position.	Name and Club.	Year.	No. Games.	P. C. Won	Fielding P. C.	Batting P. C.	Total.	
Pitcher.....	L. Corcoran, Chicago.....	1880	56	.798	.939	.221	1.958	
Catcher.....	Jas. L. White, Chicago.....	1876	74	....	.791	.335	1.126	
First base...	C. A. McVey, Chicago.....	1876	55	....	.956	.345	1.301	
Second base.	Ross Barnes, Chicago.....	1876	66	....	.910	.403	1.313	
Third base...	A. C. Anson, Chicago.....	1876	66	....	.850	.342	1.192	
Shortstop....	John F. Peters, Chicago.....	1876	66	....	.932	.348	1.280	
Left field....	Thos. York, Providence.....	1879	80	....	.897	.307	1.204	
Center field..	Paul Hines, Chicago.....	1876	64	....	.917	.330	1.247	
Right field...	J. O'Rourke, Providence.....	1879	54	....	.784	.351	1.135	
Total average.....					.798	.886	.331	1.306

**NATIONAL "ALL AMERICA" TEAM.**

For the third five-year period—1881 to 1885, inclusive.

Position.	Name and Club.	Year.	No. Games.	P. C. Won	Fielding P. C.	Batting P. C.	Total.
Pitcher.....	J. G. Clarkson, Chicago.....	1885	70	.790	.803	.215	1.808
Catcher.....	Frank S. Flint, Chicago.....	1881	77	....	.828	.310	1.138
First base...	A. C. Anson, Chicago.....	1881	83	....	.975	.399	1.374
Second base..	J. J. Burdock, Boston.....	1883	96	....	.923	.330	1.253
Third base...	Ezra B. Sutton, Boston.....	1883	94	....	.871	.323	1.194
Shortstop....	Thomas Burns, Chicago.....	1881	79	....	.870	.277	1.147
Left field....	Joseph Hornung, Boston.....	1883	98	....	.936	.278	1.214
Center field..	Paul Hines, Providence.....	1884	107	....	.895	.304	1.199
Right field...	M. J. Kelly, Chicago.....	1882	77	....	.887	.305	1.192
	Total average.....			.790	.888	.305	1.280

**NATIONAL "ALL AMERICA" TEAM.**

For the fourth five-year period—1886 to 1890, inclusive.

Position.	Name and Club.	Year.	No. Games.	P. C. Won	Fielding P. C.	Batting P. C.	Total.
Pitcher.....	Charles Getzein, Detroit.....	1887	43	.683	.906	.240	1.829
Catcher.....	C. W. Bennett, Detroit.....	1887	50	....	.905	.363	1.268
First base...	A. C. Anson, Chicago.....	1886	121	....	.963	.371	1.334
Second base..	Fred Dunlap, Detroit.....	1887	64	....	.953	.326	1.279
Third base...	G. B. Pinkney, Brooklyn.....	1890	126	....	.932	.309	1.241
Shortstop....	J. C. Rowe, Detroit.....	1887	123	....	.906	.363	1.269
Left field....	H. Richardson, Detroit.....	1887	58	....	.936	.363	1.299
Center field..	Edward Hanlon, Detroit.....	1887	118	....	.903	.316	1.219
Right field...	Sam Thompson, Detroit.....	1887	127	....	.809	.406	1.315
	Total average.....			.683	.924	.340	1.340

**NATIONAL "ALL AMERICA" TEAM.**

For the fifth five-year period—1891 to 1895, inclusive.

Position.	Name and Club.	Year.	No. Games.	P. C. Won	Fielding P. C.	Batting P. C.	Total.
Pitcher.....	W. Hoffer, Baltimore.....	1895	37	.784	.933	.216	1.933
Catcher.....	W. Robinson, Baltimore.....	1894	106	....	.914	.348	1.262
First base...	D. Brouthers, Baltimore.....	1894	123	....	.975	.344	1.319
Second base..	H. Reitz, Baltimore.....	1894	100	....	.966	.309	1.272
Third base...	J. J. McGraw, Baltimore.....	1895	93	....	.880	.374	1.254
Shortstop....	H. Jennings, Baltimore.....	1895	131	....	.943	.386	1.329
Left field....	Jos. Kelley, Baltimore.....	1894	129	....	.951	.391	1.342
Center field..	Hugh Duffy, Boston.....	1893	131	....	.958	.378	1.336
Right field...	Wm. Keeler, Baltimore.....	1895	131	....	.957	.364	1.378
	Total average.....			.784	.942	.349	1.378

## NATIONAL "ALL AMERICA" TEAM.

For the sixth five-year period—1896 to 1900, inclusive.

Position.	Name and Club.	Year.	No. Games.	P. C. Won	Fielding P. C.	Batting P. C.	Total.
Pitcher.....	W. Hoffer, Baltimore.....	1896	35	.823	.878	.301	2.002
Catcher.....	W. Robinson, Baltimore.....	1896	66	....	.919	.354	1.273
First base...	J. J. Doyle, Baltimore.....	1896	118	....	.973	.345	1.318
Second base..	R. M. Lowe, Boston.....	1897	121	....	.953	.314	1.267
Third base...	J. J. Collins, Boston.....	1897	132	....	.931	.346	1.277
Shortstop....	H. Jennings, Baltimore.....	1896	129	....	.926	.397	1.323
Left field....	Jos. Kelley, Baltimore.....	1896	130	....	.955	.370	1.325
Center field..	W. R. Hamilton, Boston.....	1897	125	....	.953	.344	1.297
Right field...	Wm. Keeler, Baltimore.....	1896	127	....	.973	.392	1.365
	Total average.....			.823	.940	.352	1.383

## NATIONAL "ALL AMERICA" TEAM.

For the seventh five-year period—1901 to 1905, inclusive.

Position.	Name and Club.	Year.	No. Games.	P. C. Won	Fielding P. C.	Batting P. C.	Total.
Pitcher.....	C. Mathewson, New York....	1905	40	.775	.970	.236	1.921
Catcher.....	R. Bresnahan, New York....	1905	87	....	.970	.302	1.272
First base...	W. E. Bransfield, Pittsburg..	1902	100	....	.986	.308	1.294
Second base..	C. C. Ritchey, Pittsburg.....	1902	114	....	.961	.287	1.248
Third base...	T. Leach, Pittsburg.....	1901	90	....	.908	.298	1.206
Shortstop....	J. Wagner, Pittsburg.....	1903	111	....	.933	.355	1.288
Left field....	Fred Clarke, Pittsburg.....	1903	101	....	.962	.351	1.313
Center field..	C. H. Beaumont, Pittsburg...	1902	131	....	.972	.357	1.329
Right field...	J. Wagner, Pittsburg.....	1902	59	....	.992	.329	1.321
	Total average.....			.775	.962	.320	1.367

## NATIONAL "ALL AMERICA" TEAM.

For the eighth five-year period—1906 to 1910, inclusive.

Position.	Name and Club.	Year.	No. Games.	P. C. Won	Fielding P. C.	Batting P. C.	Total.
Pitcher.....	M. Brown, Chicago.....	1908	44	.763	1.000	.207	1.970
Catcher.....	J. Kling, Chicago.....	1906	96	....	.982	.312	1.294
First base...	F. L. Chance, Chicago.....	1906	136	....	.989	.319	1.308
Second base..	J. J. Evers, Chicago.....	1908	122	....	.660	.300	1.260
Third base...	H. Steinfeldt, Chicago.....	1906	150	....	.954	.327	1.281
Shortstop....	J. Wagner, Pittsburg.....	1909	136	....	.940	.339	1.279
Left field....	F. C. Clarke, Pittsburg.....	1909	152	....	.987	.287	1.274
Center field..	A. F. Hofman, Chicago.....	1910	110	....	.975	.325	1.300
Right field...	F. Schulte, Chicago.....	1910	150	....	.968	.301	1.269
	Total average.....			.763	.973	.302	1.360

## PITCHERS' RECORD OF VICTORIES.

Pitchers (who have pitched in 25 games or over) having the highest percentage of victories for each year in Championship Games, from 1871 to 1913, inclusive.

Year	Name.	Club.	No. of Games.	Per Cent. Won.
1871	Dick McBride.....	Athletics, Phila.....	25	.759
1872	A. G. Spalding.....	Boston.....	47	.830
1873	A. G. Spalding.....	Boston.....	60	.729
1874	A. G. Spalding.....	Boston.....	60	.717
1875	A. G. Spalding.....	Boston.....	63	.899
1876	A. G. Spalding.....	Chicago.....	60	.788
1877	Thomas Bond.....	Boston.....	49	.646
1878	Thomas Bond.....	Boston.....	59	.683
1879	John M. Ward.....	Providence.....	65	.702
1880	L. Corcoran.....	Chicago.....	56	.798
1881	L. Corcoran.....	Chicago.....	45	.667
1882	F. E. Goldsmith.....	Chicago.....	43	.655
1883	James E. Whitney.....	Boston.....	62	.643
1884	Charles Radbourne.....	Providence.....	72	.838
1885	John G. Clarkson.....	Chicago.....	70	.790
1886	C. B. Baldwin.....	Detroit.....	56	.750
1887	C. J. Ferguson.....	Philadelphia.....	35	.686
1888	Timothy J. Keefe.....	New York.....	50	.744
1889	John G. Clarkson.....	Boston.....	72	.736
1890	T. J. Lovett.....	Brooklyn.....	42	.727
1891	William Hutchinson.....	Chicago.....	63	.696
1892	John E. Stivetts.....	Boston.....	47	.702
1893	F. Killen.....	Pittsburg.....	44	.772
1894	J. Meekin.....	New York.....	47	.790
1895	W. Hoffer.....	Baltimore.....	37	.784
1896	W. Hoffer.....	Baltimore.....	35	.823
1897	Amos Rusie.....	New York.....	37	.784
1898	E. M. Lewis.....	Boston.....	34	.757
1899	James Hughes.....	Brooklyn.....	34	.823
1900	Joseph McGinnity.....	Brooklyn.....	41	.769
1901	Jack Chesbro.....	Pittsburg.....	33	.700
1902	Jack Chesbro.....	Pittsburg.....	33	.818
1903	Sam Leever.....	Pittsburg.....	36	.781
1904	Joseph McGinnity.....	New York.....	51	.814
1905	Sam Leever.....	Pittsburg.....	33	.800
1906	Edward Reulbach.....	Chicago.....	33	.826
1907	Edward Reulbach.....	Chicago.....	27	.810
1908	Edward Reulbach.....	Chicago.....	46	.774
1909	{ H. Camnitz.....	Pittsburg.....	41	} .806
	{ C. Mathewson.....	New York.....	37	
1910	L. Cole.....	Chicago.....	33	.833
1911	R. Marquard.....	New York.....	45	.774
1912	C. R. Hendrix.....	Pittsburg.....	39	.727
1913	G. Alexander.....	Philadelphia.....	30	.733

## FIELDING RECORDS.

From 1871 to 1913, inclusive.

Record of players who led the fielding in their respective positions for each year, and who played in at least fifty games and over each season (pitchers twenty-five games and over), from 1871 to 1913, inclusive.

## PITCHERS' FIELDING RECORDS.

Year.	Name.	Club.	Games.	Fielding P.C.	Year.	Name.	Club.	Games.	Fielding P.C.
1871	A. G. Pratt...	Cleveland...	47	.813	1898	T. Breit'nstein	St. Louis....	36	.961
1872	A. G. Spalding	Boston.....	47	.903	1899	J. Tannehill..	Pittsburg...	38	.955
1873	A. G. Spalding	Boston.....	60	.833	1900	F. Donohue..	Philadelphia	25	.942
1874	A. G. Spalding	Boston.....	60	.845	1901	C. Phillippe..	Pittsburg...	33	.966
1875	A. G. Spalding	Boston.....	63	.858	1902	V. G. Willis..	Boston.....	46	.979
1876	A. G. Spalding	Chicago.....	60	.850	1903	C. Lundgren.	Chicago.....	27	.980
1877	Thomas Bond	Boston.....	49	.870	1904	H. Briggs....	Chicago.....	34	1.000
1878	Thomas Bond	Boston.....	59	.882	1905	T. F. Sparks..	Philadelphia	34	1.000
1879	Thomas Bond	Boston.....	62	.934	1906	Lewis Richie.	Philadelphia	33	1.000
1880	John M. Ward	Providence.	61	.950	1907	A. Dorner....	Boston.....	36	1.000
1881	Geo. H. Derby	Detroit.....	55	.940	1908	M. Brown....	Chicago.....	44	1.000
1882	Geo. H. Derby	Detroit.....	36	.951	1909	G. McQuillan.	Philadelphia	41	1.000
1883	Jas. Whitney.	Boston.....	62	.839	1910	{ W. Scanlon.	Brooklyn....	34	1.000
1884	Jas. Whitney.	Boston.....	36	.869		{ S. Leever ..	Pittsburg...	25	1.000
1885	J. G. Clarkson	Chicago.....	70	.803	1911	{ F. Pfeffer .	Boston.....	26	1.000
1886	C. J. Ferguson	Philadelphia	43	.802		{ H. McIntire	Chicago.....	25	1.000
1887	J. G. Clarkson	Chicago.....	58	.911	1912	{ J. Robinson	Pittsburg...	33	1.000
1888	C. Buffington.	Philadelphia	44	.808		{ C. Brown ..	Boston.....	31	1.000
1889	C. Radbourne.	Boston.....	32	.919	1913	{ A. Willis...	St. Louis...	31	1.000
1890	W. P. Rhines.	Cincinnati..	45	.869		{ Geo. Wiltse	New York..	28	1.000
1891	Charles Esper	Philadelphia	34	.886	{ C. B. Adams	Pittsburg..	28	1.000	
1892	Frank Dwyer	Cincinnati..	36	.901	{ G. Alex'der.	Philadelphia	47	1.000	
1893	Frank Dwyer	Cincinnati..	30	.944	{ A. Fromme.	Cin.-N. Y...	35	1.000	
1894	George Cuppy	Cleveland...	37	.916	{ E. Rixey....	Philadelphia	35	1.000	
1895	T. Breit'nstein	St. Louis....	51	.900	{ O. Crandall.	New York..	35	1.000	
1896	C. A. Nichols.	Boston.....	45	.972	{ G. McQ'llan.	Pittsburg...	25	1.000	
1897	T. Breit'nstein	Cincinnati..	34	.932					

## CATCHERS' FIELDING RECORDS.

1871	Jas. L. White	Cleveland...	47	.806	1894	C. L. Zimmer	Cleveland...	88	.931
1872	F. G. Malone.	Ath., Phila..	27	.800	1895	{ W. Robinson	Baltimore...	74	.952
1873	Nathan Hicks	Mut'ls, N.Y.	31	.848		{ J. Clements	Philadelphia	84	.952
1874	Nathan Hicks	Philadelphia	58	.811	1896	H. Vaughan..	Cincinnati..	57	.951
1875	Jas. L. White	Boston.....	79	.816	1897	C. H. Peitz...	Cincinnati..	72	.956
1876	Jas. L. White	Chicago.....	64	.791	1898	Jas. McGuire	Washington	92	.958
1877	C. W. Snyder	Louisville...	49	.913	1899	C. H. Peitz...	Cincinnati..	91	.955
1878	C. W. Snyder	Boston.....	58	.841	1900	M. Sullivan...	Boston.....	64	.933
1879	Frank Flint..	Chicago.....	74	.830	1901	C. L. Zimmer	Pittsburg...	67	.969
1880	Frank Flint..	Chicago.....	62	.829	1902	M. Kittredge.	Boston.....	72	.967
1881	C. W. Bennett	Detroit.....	67	.896	1903	J. J. Warner..	New York...	85	.979
	{ C. Bennett..	Boston.....	53	.874	1904	J. J. Warner..	New York...	86	.973
1882	{ T. Deasley..	Detroit.....	62	.874	1905	P. Moran.....	Boston.....	78	.986
					1906	F. Bowerman	New York...	67	.984
1883	C. W. Bennett	Detroit.....	65	.859	1907	F. Bowerman	New York...	62	.990
1884	M. M. Hacket	Boston.....	67	.879	1908	W. Bergen...	Brooklyn...	99	.989
1885	C. W. Bennett	Detroit.....	63	.885	1909	G. Gibson....	Pittsburg...	150	.983
1886	C. W. Bennett	Detroit.....	67	.912	1910	P. Moran.....	Philadelphia	56	.989
1887	C. W. Bennett	Detroit.....	50	.905	1911	W. Bergen...	Brooklyn..	84	.981
1888	C. W. Bennett	Detroit.....	72	.941	1912	G. Gibson....	Pittsburg..	94	.990
1889	C. W. Bennett	Boston.....	80	.916	1913	B. Whaling...	Boston.....	77	.990
1890	C. W. Bennett	Boston.....	85	.944					
1891	R. D. Buckley	New York..	66	.944					
1892	M. Kittredge.	Chicago.....	66	.921					
1893	C. W. Bennett	Boston.....	58	.912					

FIRST BASEMEN'S FIELDING RECORDS.

Year.	Name	Club.	Games.	Fielding P.C.	Year.	Name	Club.	Games.	Fielding P.C.
1871	West Fisler..	Ath., Phila..	28	.961	1893	W. Brown....	Louisville...	117	.987
1872	C. H. Gould..	Boston.....	44	.970	1894	A. C. Anson..	Chicago.....	83	.988
1873	J. Mack.....	Philadelphia	45	.966	1895	O. Tebeau....	Cleveland...	52	.992
1874	Jas. O'Rourke	Boston.....	70	.966	1896	O. Tebeau....	Cleveland...	122	.987
1875	Ed. Mills.....	Hartford...	64	.964	1897	O. Tebeau....	Cleveland...	91	.994
1876	Joe Start.....	New York..	56	.963	1898	G. LaChance.	Brooklyn...	75	.989
1877	Joe Start.....	Hartford...	50	.964	1899	W. Clark.....	Pittsburg...	79	.988
1878	J. F. Sullivan	Cincinnati..	60	.974	1900	Dan McGann.	St. Louis....	124	.989
1879	A. C. Anson..	Chicago.....	49	.974	1901	Dan McGann.	St. Louis....	113	.986
1880	A. C. Anson..	Chicago.....	77	.977	1902	W.E. Bransf'd	Pittsburg...	100	.988
1881	A. C. Anson..	Chicago.....	83	.975	1903	Dan McGann.	New York..	129	.988
1882	D. Broothers.	Buffalo.....	84	.974	1904	Dan McGann.	New York..	141	.990
1883	John Morrill..	Boston.....	80	.974	1905	Dan McGann.	New York..	136	.991
1884	Joe Start.....	Providence.	90	.974	1906	Dan McGann.	New York..	133	.995
1885	A. McKinnon	St. Louis....	100	.978	1907	Dan McGann.	New York..	81	.994
1886	S. D. Farrar..	Philadelphia	118	.979	1908	F. Tenney....	New York..	156	.990
1887	John Morrill..	Boston.....	124	.985	1909	F. L. Chance.	Chicago.....	92	.994
1888	A. C. Anson..	Chicago.....	134	.985	1910	F. L. Chance.	Chicago.....	87	.996
1889	A. C. Anson..	Chicago.....	134	.982	1911	E. Konetchy.	St. Louis...	158	.991
1890	J. K. Virtue..	Cleveland...	62	.982	1912	J. Daubert...	Brooklyn...	143	.993
1891	Tom Brown..	Philadelphia	97	.986	1913	E. Konetchy.	St. Louis....	140	.995
1892	Roger Connor	Philadelphia	153	.985					

SECOND BASEMEN'S FIELDING RECORDS.

Year.	Name	Club.	Games.	Fielding P.C.	Year.	Name	Club.	Games.	Fielding P.C.
1871	Ross Barnes..	Boston.....	43	.920	1893	L. Bierbauer.	Pittsburg...	128	.959
1872	Ross Barnes..	Boston.....	44	.908	1894	H. Reitz.....	Baltimore...	100	.966
1873	West Fisler..	Ath., Phila..	43	.911	1895	R. L. Lowe...	Boston.....	90	.957
1874	West Fisler..	Ath., Phila..	37	.933	1896	J. A. McPhee	Cincinnati..	116	.982
1875	Ross Barnes..	Boston.....	78	.915	1897	J. A. McPhee	Cincinnati..	80	.965
1876	Ross Barnes..	Chicago.....	66	.910	1898	C. J. Crooks..	St. Louis....	65	.962
1877	John Burdock	Hartford....	49	.905	1899	E. DeMontv'le	Chic. & Balt.	61	.966
1878	John Burdock	Boston.....	60	.917	1900	R. J. Lowe...	Boston.....	127	.960
1879	Joe Quest....	Chicago.....	79	.926	1901	Wm. Hallman	Philadelphia	89	.977
1880	Dave Force ..	Buffalo.....	49	.926	1902	C. C. Ritchey.	Pittsburg...	114	.965
1881	Dave Force ..	Buffalo.....	53	.936	1903	C. C. Ritchey.	Pittsburg...	137	.961
1882	John Burdock	Boston.....	82	.929	1904	C. C. Ritchey.	Pittsburg...	156	.958
1883	John Farrell.	Providence.	93	.925	1905	C. C. Ritchey.	Pittsburg...	153	.961
1884	John Burdock	Boston.....	84	.925	1906	C. C. Ritchey.	Pittsburg...	151	.966
1885	Fred Dunlap.	St. Louis....	106	.933	1907	C. C. Ritchey.	Boston.....	144	.971
1886	C. J. Bastian.	Philadelphia	86	.944	1908	W. Knabe....	Philadelphia	151	.969
1887	Fred Dunlap.	Detroit.....	64	.953	1909	D. Shean.....	Boston.....	86	.960
1888	C. J. Bastian.	Philadelphia	65	.946	1910	J. Hummel...	Brooklyn...	153	.965
1889	Fred Dunlap.	Pittsburg...	121	.949	1911	J. Hummel...	Brooklyn...	127	.972
1890	C. E. Bassett.	New York..	100	.951	1912	R. Egan.....	Cincinnati..	149	.973
1891	J. A. McPhee	Cincinnati..	138	.960	1913	M. Huggins..	St. Louis....	113	.977
1892	L. Bierbauer.	Pittsburg...	153	.956					

## THIRD BASEMEN'S FIELDING RECORDS.

Year.	Name	Club.	Games.	Fielding P.C.	Year.	Name	Club.	Games.	Fielding P.C.
1871	A. C. Anson..	Rockford ...	25	.886	1892	Wm. Dahlen..	Chicago.....	68	.943
1872	Harry Shafer	Boston.....	47	.896	1893	Jas. McGarr..	Cleveland ...	63	.944
1873	R. Ferguson .	Atl., Bklyn..	57	.927	1894	W. M. Nash..	Boston.....	132	.932
1874	W. White....	Baltimore...	45	.925	1895	Lave Cross...	Philadelphia	124	.930
1875	E. B. Sutton..	Ath., Phila..	60	.930	1896	Lave Cross...	Philadelphia	63	.945
1876	Joe Batten...	St. Louis....	63	.867	1897	W. Clingman..	Louisville ...	115	.949
1877	A. C. Anson..	Chicago.....	47	.872	1898	J. Wagner...	Louisville ...	62	.945
1878	W. L. Hague.	Providence .	60	.918	1899	Lave Cross...	St.L.& Cleve	141	.957
1879	John Morrill..	Boston.....	51	.878	1900	Lave Cross...	St.L & Bklyn	133	.941
1880	E. Williamson	Chicago.....	61	.893	1901	H. Wolverton	Philadelphia	92	.920
1881	E. Williamson	Chicago.....	74	.909	1902	E. Greminger	Boston.....	140	.954
1882	E. Williamson	Chicago.....	82	.880	1903	H. Wolverton	Philadelphia	123	.941
1883	Jerry Denny..	Providence .	98	.875	1904	O. Woodruff..	Cincinnati..	61	.932
1884	E. B. Sutton..	Boston.....	106	.906	1905	J. Casey.....	Chicago.....	142	.949
1885	E. Williamson	Chicago.....	111	.891	1906	Harry Arndt.	St. Louis....	...	.965
1886	{ J. Denny...	St. Louis....	117	.895	1907	H. Steinfeldt.	Chicago.....	151	.967
	{ T. Esterbr'k	New York ..	123	.895	1908	A. Devlin....	New York..	157	.947
1887	A. Whitney..	Pittsburg...	119	.924	1909	E. Lennox ...	Brooklyn ...	121	.959
1888	W. M. Nash..	Boston.....	104	.913	1910	E. Lennox ...	Brooklyn ...	100	.950
1889	Jerry Denny..	Indianapolis	133	.913	1911	E. Zimmerm'n	Brooklyn ...	122	.961
1890	Jas. McGarr..	Boston.....	115	.933	1912	J. B. Lobert..	Philadelphia	64	.976
1891	C. E. Bassett.	New York ..	122	.910	1913	J. B. Lobert..	Philadelphia	145	.974

## SHORTSTOPS' FIELDING RECORDS.

Year.	Name	Club.	Games.	Fielding P.C.	Year.	Name	Club.	Games.	Fielding P.C.
1871	Geo. Wright..	Boston.....	27	.937	1893	Geo. J. Smith	Cincinnati..	130	.935
1872	Geo. Wright..	Boston.....	47	.948	1894	J. Glasscock..	Pittsburg...	86	.934
1873	Geo. Wright..	Boston.....	59	.940	1895	H. Jennings..	Baltimore...	131	.943
1874	Geo. Wright..	Boston.....	60	.929	1896	F. Connaught'n	New York..	53	.929
1875	Geo. Wright..	Boston.....	79	.938	1897	H. Jennings..	Baltimore...	115	.933
1876	John Peters..	Chicago.....	66	.932	1898	H. Jennings..	Baltimore...	114	.944
1877	Dave Force...	St. Louis....	42	.903	1899	Geo. S. Davis.	New York..	111	.944
1878	Geo. Wright..	Boston.....	59	.947	1900	{ Geo. S. Davis	New York..	113	.942
1879	{ Geo. Wright	Boston.....	84	.926		{ W. Dahlen..	Brooklyn ...	134	.942
	{ Dave Force.	Buffalo.....	77	.926	1901	Geo. S. Davis.	New York..	113	.943
1880	John Peters..	Providence .	83	.898	1902	H. C. Long...	Boston.....	108	.947
1881	J. Glasscock..	Cleveland...	79	.911	1903	Wm. Dahlen..	Brooklyn ...	138	.946
1882	Dave Force...	Buffalo.....	61	.907	1904	T. Corcoran..	Cincinnati..	150	.936
1883	J. Glasscock..	Cleveland...	90	.918	1905	T. Corcoran..	Cincinnati..	151	.952
1884	Dave Force...	Buffalo.....	90	.901	1906	J. Tinker....	Chicago.....	147	.944
1885	J. Glasscock..	St. Louis....	109	.917	1907	A. Bridwell..	Boston.....	140	.942
1886	Dave Force...	Washington	56	.908	1908	J. Tinker....	Chicago.....	157	.958
1887	J. M. Ward...	New York..	129	.919	1909	A. Bridwell..	New York...	145	.940
1888	W. J. Kuehne	Pittsburg...	63	.915	1910	M. J. Doolan..	Philadelphia	148	.948
1889	J. Glasscock..	Indianapolis	131	.915	1911	Jos. Tinker...	Chicago.....	143	.937
1890	J. J. Cooney..	Chicago.....	135	.936	1912	J. Wagner ...	Pittsburg...	143	.962
1891	J. J. Cooney..	Chicago.....	118	.924	1913	Jos. Tinker...	Cincinnati..	101	.968
1892	D. Richardson	Washington	91	.944					



LEFT FIELDERS' FIELDING RECORDS.

Year.	Name	Club.	Games.	Fielding P.C.	Year.	Name	Club.	Games.	Fielding P.C.
1871	Ed. Cuthbert.	Philadelphia	44	.935	1893	Joseph Kelley	Baltimore...	124	.952
1872	Thos. York...	Baltimore...	24	.930	1894	W.R. H'milt'n	Philadelphia	131	.961
1873	Al. Gedney...	Mut'ls, N. Y.	61	.942	1895	E. J. Deleha'ty	Philadelphia	100	.945
1874	Al. Gedney...	Ath., Phila..	39	.953	1896	Joseph Kelley	Baltimore...	130	.955
1875	A. Leonard...	Boston.....	77	.940	1897	E. J. Deleha'ty	Philadelphia	128	.970
1876	Thos. York...	Hartford ...	67	.899	1898	Joseph Kelley	Baltimore...	123	.973
1877	John Glenn ..	Chicago.....	31	.941	1899	Joseph Kelley	Baltimore...	144	.976
1878	C. W. Jones..	Cincinnati..	49	.893	1900	A. Selbach...	New York..	141	.957
1879	C. W. Jones..	Boston.....	83	.933	1901	Fred Clarke..	Pittsburg...	127	.967
1880	Thos. York...	Providence .	50	.932	1902	Jas. Sheckard	Brooklyn ...	122	.964
1881	Joe Hornung.	Boston.....	83	.947	1903	Sam Mertes..	New York..	137	.973
1882	Joe Hornung.	Boston.....	83	.930	1904	Fred Clarke..	Pittsburg...	70	.979
1883	Joe Hornung.	Boston.....	98	.936	1905	W.P. Shannon	St. Louis....	140	.983
1884	Jas. Fogarty.	Philadelphia	75	.915	1906	Jas. Sheckard	Chicago.....	149	.986
1885	P. Gillespie...	New York..	102	.941	1907	Fred Clarke..	Pittsburg...	144	.987
1886	Jas. Fogarty.	Philadelphia	56	.953	1908	J. Delehanty.	St. Louis....	138	.977
1887	Joe Hornung.	Boston.....	97	.934	1909	Fred Clarke..	Pittsburg...	152	.987
1888	Jas. O'Rourke	New York..	87	.959	1910	W. S. Collins.	Boston .....	151	.977
1889	W. Wilmot...	Washington	107	.919	1911	S. Magee.....	Philadelphia	120	.981
1890	M. Sullivan...	Boston.....	121	.951	1912	M. G. Carey..	Pittsburg...	150	.968
1891	W. O'Brien...	Brooklyn ...	102	.958	1913	Lee Magee...	St. Louis....	108	.982
1892	W. O'Brien...	Brooklyn ...	121	.959					

CENTER FIELDERS' FIELDING RECORDS.

Year.	Name	Club.	Games.	Fielding P.C.	Year.	Name	Club.	Games.	Fielding P.C.
1871	Mart King....	Chicago.....	18	.911	1893	M. Griffin.....	Brooklyn....	93	.960
1872	David Egglar	Mut'ls, N. Y.	29	.943	1894	M. Griffin.....	Brooklyn....	106	.963
1873	A. J. Reach..	Ath., Phila..	13	.943	1895	M. Griffin.....	Brooklyn....	131	.972
1874	Paul Hines...	Chicago.....	59	.935	1896	W. S. Brodie..	Baltimore...	132	.971
1875	Jas. O'Rourke	Boston.....	69	.933	1897	W. S. Brodie..	Pittsburg...	100	.983
1876	Paul Hines...	Chicago.....	64	.917	1898	M. Griffin.....	Brooklyn....	134	.979
1877	John Remsen	St. Louis....	29	.902	1899	W. S. Brodie..	Baltimore...	138	.982
1878	John Remsen	Chicago.....	55	.934	1900	Roy Thomas..	Philadelphia	139	.966
1879	David Egglar	Buffalo .....	77	.918	1901	Roy Thomas..	Philadelphia	128	.973
1880	Paul Hines...	Providence..	73	.925	1902	C. Beaumont.	Pittsburg...	131	.972
1881	P. Gillespie...	Troy .....	83	.932	1903	John Dobbs..	Chic.&Bklyn	126	.970
1882	Geo. A. Wood	Detroit .....	81	.891	1904	Roy Thomas..	Philadelphia	139	.974
1883	Paul Hines...	Providence..	98	.913	1905	Roy Thomas..	Philadelphia	147	.983
1884	Paul Hines...	Providence..	107	.895	1906	Roy Thomas..	Philadelphia	142	.986
1885	Jas. O'Rourke	New York..	112	.939	1907	Roy Thomas..	Philadelphia	121	.980
1886	D. Richardson	New York..	58	.951	1908	J. F. Slagle...	Chicago.....	75	.981
1887	P. Gillespie...	New York..	74	.946	1909	J. Delahanty.	St. Louis....	63	.985
1888	Wm. Sunday.	Pittsburg...	119	.938	1910	A. F. Hofman	Chicago .....	110	.975
1889	Jas. Fogarty.	Philadelphia	128	.960	1911	T. Leach.....	Pittsburg...	89	.987
1890	J. W. Holliday	Cincinnati..	131	.948	1912	T. Leach.....	Pitt. & Chic.	97	.978
1891	W. S. Brodie..	Boston.....	134	.963	1913	T. Leach.....	Chicago.....	129	.990
1892	M. Griffin.....	Brooklyn....	121	.969					

## RIGHT FIELDERS' FIELDING RECORD.

Year.	Name	Club.	Games.	Fielding P.C.	Year.	Name	Club.	Games.	Fielding P.C.
1871	Lipman Pike.	Troy .....	28	.919	1893	Hugh Duffy..	Boston.....	131	.958
1872	Levi Meyerle.	Ath., Phila..	15	.863	1894	S. Thompson.	Philadelphia	102	.961
1873	Wm. Fisher..	Ath., Phila..	51	.908	1895	S. Thompson.	Philadelphia	118	.961
1874	John Radcliff.	Philadelphia	23	.926	1896	Wm. Keeler..	Baltimore...	127	.973
1875	Jno. Manning	Boston.....	64	.904	1897	Wm. Keeler..	Baltimore...	128	.970
1876	W. Holdsw'th	New York..	49	.901	1898	M. Tiernan...	New York..	103	.986
1877	Geo. Shaffer..	Louisville...	47	.815	1899	Henry Blake.	St. Louis....	86	.979
1878	Geo. Shaffer..	Indianapolis	60	.844	1900	J. Wagner....	Pittsburg...	117	.969
1879	Geo. A. Strief	Cleveland...	56	.903	1901	Wm. Keeler..	Brooklyn....	125	.985
1880	Jacob Evans..	Troy .....	46	.906	1902	Wm. Keeler..	Brooklyn....	132	.982
1881	Jacob Evans..	Troy .....	81	.933	1903	P. J. Carney..	Boston.....	92	.953
1882	Jacob Evans..	Worcester...	67	.910	1904	W.P. Shannon	St. Louis....	133	.978
1883	Jacob Evans..	Cleveland...	85	.902	1905	Otis Clymer..	Pittsburg...	89	.986
1884	Jacob Evans..	Cleveland...	76	.911	1906	Frank Schulte	Chicago.....	146	.975
1885	Geo. Shaffer..	St. Louis....	69	.917	1907	Joseph Bates.	Boston.....	118	.979
1886	S. Thompson.	Detroit.....	122	.945	1908	F. Schulte....	Chicago.....	89	.992
1887	H. Richardson	Detroit.....	58	.930	1909	J. Titus.....	Philadelphia	149	.971
1888	M. Tiernan...	New York..	113	.959	1910	J. Titus.....	Philadelphia	142	.976
1889	A. J. Maul....	Pittsburg...	61	.946	1911	J. Titus.....	Philadelphia	60	.979
1890	W. S. Brodie..	Boston.....	132	.953	1912	M. Donlin....	Pittsburg...	62	.982
1891	S. Thompson.	Philadelphia	133	.946	1913	Louis Evans.	St. Louis....	74	.983
1892	S. Thompson.	Philadelphia	151	.945					

## NATIONAL LEAGUE PITCHING RECORDS

Showing the rank in percentage of games won of pitchers who have held the three highest percentage records, and have pitched in 25 games or over, covering the forty-three-year period from the commencement of organized Professional Base Ball, in 1871, to 1913, inclusive.

Name	Club	Year	No. Games Played	P. C. Victories
A. G. Spalding .....	Boston .....	1875	63	.899
Charles Radbourne.....	Providence.....	1884	72	.833
A. G. Spalding .....	Boston .....	1872	47	.830

## NATIONAL LEAGUE FIELDING AND BATTING RECORDS.

Of players who hold the three highest percentages in their respective fielding positions, playing in 50 games and over (pitchers 25 games), covering the forty-three-year period from the commencement of organized Professional Base Ball in 1871, to 1913, inclusive.

Name and Club.	Year	Games	PC	Name and Club.	Year	Games	PC
<i>Pitchers' Fielding Record.</i>				<i>Pitchers' Batting Record.</i>			
H. Briggs, Chicago....	1904	34	1.000	C. J. Ferguson, Phila..	1887	69	.412
T. F. Sparks, Phila....	1905	34	1.000	E. Yingling, Brooklyn.	1913	40	.383
Lewis Richie, Phila....	1906	33	1.000	A. G. Spalding, Boston	1873	60	.371
A. Dorner, Boston.....	1907	36	1.000				
M. Brown, Chicago....	1908	44	1.000				
G. McQuillan, Phila....	1909	41	1.000				
W.D.Scanlon, Brooklyn	1910	34	1.000				
S. Leever, Pittsburg..	1910	25	1.000				
F. Pfeffer, Boston... }	1911	26	1.000				
H. McIntire, Chicago }		25					
J. Robinson, Pittsb.. }	1912	33	1.000				
C. Brown, Boston... }		31					
A. Willis, St. Louis.. }	1913	31	1.000				
Geo. Wiltse, N. Y.... }		28					
C. B. Adams, Pittsb. }	1913	28	1.000				
G. Alexander, Phila. }		47					
A. Fromme, Cin.-N. Y. }	1913	35	1.000				
E. Rixey, Phila..... }		35					
O. Crandall, N. Y.... }	1913	35	1.000				
G. McQuillan, Pittsb. }		25					
<i>Catchers' Fielding Record.</i>				<i>Catchers' Batting Record.</i>			
F. Bowerman, N. Y....	1907	62	.990	James L. White, Boston	1873	60	.401
G. Gibson, Pittsburg..	1912	94	.990	M. J. Kelly, Chicago...	1886	118	.388
B. Whaling, Boston....	1913	77	.990	C. A. McVey, Boston..	1874	70	.385
<i>First Basemen's Fielding Record.</i>				<i>First Basemen's Batting Record.</i>			
F. L. Chance, Chicago.	1910	87	.996	A. C. Anson, Chicago..	1887	122	.421
Dan McGann, N. Y....	1906	133	.995	Dan Brouthers, Detroit	1887	122	.419
E. Konetchy, St. Louis	1913	140	.995	A. C. Anson, Chicago..	1879	50	.407
<i>Second Basemen's Fielding Record.</i>				<i>Second Basemen's Batting Record.</i>			
J. A. McPhee, Cin'ti...	1896	116	.982	Ross Barnes, Boston...	1873	60	.453
Wm. Hallman, Phila...	1901	89	.977	N. Lajoie, Phila.....	1901	131	.422
M. Huggins, St. Louis.	1913	113	.977	Ross Barnes, Boston...	1872	44	.404
<i>Third Basemen's Fielding Record.</i>				<i>Third Basemen's Batting Record.</i>			
J. B. Lobert, Phila....	1912	64	.976	Levi Meyerle, Ath. Phil.	1871	37	.403
J. B. Lobert, Phila....	1913	145	.974	J. J. McGraw, Balt....	1899	118	.390
H. Steinfeldt, Chicago.	1907	151	.967	Lave Cross, Phila.....	1894	120	.388
<i>Shortstops' Fielding Record.</i>				<i>Shortstops' Batting Record.</i>			
Jos. Tinker, Cincinnati	1913	101	.968	George Wright, Boston	1873	59	.422
J. Wagner, Pittsburg.	1912	143	.962	Hugh Jennings, Balt..	1896	129	.397
J. Tinker, Chicago.....	1908	157	.958	J. Wagner, Pittsburg..	1900	134	.380
<i>Left Fielders' Fielding Record.</i>				<i>Left Fielders' Batting Record.</i>			
Fred Clarke, Pittsburg	1907	144	.987	Jesse Burkett, Cleve..	1895	132	.423
J. Sheckard, Chicago..	1906	149	.986	Jesse Burkett, Cleve..	1896	133	.410
W. F. Shannon, St. L..	1905	140	.983	E. J. Delehanty, Phila.	1899	145	.408
<i>Center Fielders' Fielding Record.</i>				<i>Center Fielders' Batting Record.</i>			
T. Leach, Chicago.....	1913	129	.990	Hugh Duffy, Boston...	1894	124	.438
T. Leach, Pittsburg....	1911	89	.987	G. A. Turner, Phila....	1894	77	.423
Roy Thomas, Phila....	1906	142	.986	Jacob Stenzel, Pittsb..	1893	51	.409
<i>Right Fielders' Fielding Record.</i>				<i>Right Fielders' Batting Record.</i>			
F. Schulte, Chicago....	1908	89	.992	Wm. Keeler, Balt.....	1897	128	.432
M. Tiernan, N. Y.....	1898	103	.986	S. L. Thompson, Phila.	1894	102	.403
Otis Clymer, Pittsburg	1905	89	.986	Elmer H. Flick, Phila..	1900	138	.378

## NATIONAL LEAGUE BATTING RECORDS.

Showing the batting record of the three leading Batsmen for each year from the commencement of Organized Professional Base Ball, in 1871, to 1913, inclusive, covering a period of forty-three years.

Year	Name	Position	Club	No. of Games	Batting P. C.
1871	Levi Meyerle.....	Third base.....	Phila. Athl..	37	.403
	Ross Barnes.....	Second base.....	Boston .....	43	.374
	C. A. McVey.....	Catcher .....	Boston .....	40	.366
1872	Ross Barnes.....	Second base.....	Boston .....	44	.404
	Andy Leonard...	Left field.....	Boston .....	45	.341
	A. G. Spalding...	Pitcher.....	Boston .....	47	.338
1873	Ross Barnes.....	Second base.....	Boston .....	60	.453
	Geo. Wright.....	Shortstop .....	Boston .....	59	.422
	Jas. L. White....	Catcher .....	Boston .....	60	.401
1874	Wm. McMullin...	Left field.....	Athletics ....	55	.387
	C. A. McVey.....	Catcher .....	Boston .....	70	.385
	West Fisler.....	First base.....	Athletics ....	37	.382
1875	Ross Barnes.....	Second base.....	Boston .....	78	.386
	Geo. Wright.....	Shortstop .....	Boston .....	79	.357
	Jas. L. White....	Catcher .....	Boston .....	79	.354
1876	Ross Barnes.....	Second base.....	Chicago .....	66	.403
	John Peters.....	Shortstop .....	Chicago .....	66	.348
	C. A. McVey.....	First base.....	Chicago .....	63	.345
1877	Jas. L. White ....	First base and right field	Boston.....	48	.385
	Fred Cassidy.....	Right field.....	Hartford ....	50	.362
	Jas. O'Rourke....	Left field and center field	Boston .....	49	.350
1878	A. Dalrymple ....	Left field.....	Milwaukee ..	60	.356
	Paul Hines.....	Center field.....	Providence ..	60	.351
	Joe Start.....	First base.....	Chicago .....	60	.345
1879	A. C. Anson.....	First base.....	Chicago .....	50	.407
	Paul Hines.....	Center field.....	Providence ..	84	.357
	Jas. O'Rourke....	Right field and first base.	Providence ..	80	.351
1880	Geo. F. Gore.....	Center field.....	Chicago .....	75	.365
	A. C. Anson.....	First base.....	Chicago .....	84	.338
	A. Dalrymple ....	Left field.....	Chicago .....	84	.332
1881	A. C. Anson.....	First base.....	Chicago .....	84	.399
	M. J. Powell .....	First base.....	Detroit .....	55	.338
	J. C. Rowe.....	Shortstop .....	Buffalo .....	61	.333
1882	Dan Brouthers...	First base.....	Buffalo .....	84	.367
	A. C. Anson.....	First base.....	Chicago .....	82	.362
	Joe Start.....	First base.....	Providence ..	82	.328
1883	Dan Brouthers...	First base .....	Buffalo.....	97	.371
	Roger Connor ....	First base .....	New York ...	96	.361
	George F. Gore...	Center field.....	Chicago .....	91	.334
1884	James O'Rourke..	Center field.....	Buffalo.....	104	.350
	Ezra B. Sutton...	Third base.....	Boston.....	106	.349
	M. J. Kelly.....	Catcher and right field..	Chicago.....	107	.341
1885	Roger Connor ....	First base.....	New York ...	110	.371
	Dan Brouthers...	First base.....	Buffalo .....	98	.358
	M. Dorgan.....	Left field.....	New York...	88	.325
1886	M. J. Kelly.....	Catcher and right field..	Chicago .....	118	.388
	A. C. Anson.....	First base.....	Chicago .....	125	.371
	Dan Brouthers...	First base.....	Detroit.....	121	.370

Year	Name	Position	Club	No. of Games	Batting P. C.
1887	A. C. Anson.....	First base.....	Chicago.....	122	.421
	Dan Brouthers...	First base.....	Detroit.....	122	.419
1888	C. J. Ferguson...	Pitcher.....	Philadelphia.	69	.412
	A. C. Anson.....	First base.....	Chicago.....	134	.343
	J. P. Beckley.....	First base.....	Pittsburg....	71	.342
1889	James Ryan.....	Center field.....	Chicago.....	130	.331
	Dan Brouthers...	First base.....	Boston.....	126	.373
	John Glasscock...	Shortstop.....	Indianapolis.	134	.359
1890	A. C. Anson.....	First base.....	Chicago.....	134	.341
	John P. Luby....	Pitcher.....	Chicago.....	30	.342
1891	John Glasscock...	Shortstop.....	New York...	124	.336
	W. R. Hamilton..	Left field.....	Philadelphia.	123	.324
	W. R. Hamilton..	Left field.....	Philadelphia.	133	.338
1892	A. C. Gumbert...	Pitcher.....	Chicago.....	28	.326
	P. Browning.....	Left field.....	Pitts'g & Cin.	101	.324
	Dan Brouthers...	First base.....	Brooklyn....	152	.335
1893	C. L. Childs.....	Second base.....	Cleveland....	144	.335
	W. R. Hamilton..	Left field.....	Philadelphia.	136	.330
	Jacob Stenzel...	Center field.....	Pittsburg....	51	.409
1894	W. R. Hamilton..	Left field.....	Philadelphia.	82	.395
	Hugh Duffy.....	Center field.....	Boston.....	131	.378
	Hugh Duffy.....	Center field.....	Boston.....	124	.438
1895	G. A. Turner.....	Center field.....	Philadelphia.	77	.423
	S. L. Thompson..	Right field.....	Philadelphia.	102	.403
	Jesse Burkett....	Left field.....	Cleveland....	132	.423
1896	E. J. Delehanty..	Left field.....	Philadelphia.	116	.399
	W. Keeler.....	Right field.....	Baltimore....	131	.394
	Jesse Burkett....	Left field.....	Cleveland....	133	.410
1897	H. Jennings.....	Shortstop.....	Baltimore....	129	.397
	E. J. Delehanty..	Left field.....	Philadelphia.	122	.394
	W. Keeler.....	Right field.....	Baltimore....	128	.432
1898	F. Clark.....	Left field.....	Louisville...	129	.406
	J. Kelley.....	Left field.....	Baltimore....	129	.389
	W. Keeler.....	Right field.....	Baltimore....	128	.379
1899	W. R. Hamilton..	Center field.....	Boston.....	109	.367
	Jesse Burkett....	Left field.....	Cleveland....	148	.345
	E. J. Delehanty..	Left field.....	Philadelphia.	145	.408
1900	Jesse Burkett....	Left field.....	St. Louis....	138	.402
	J. J. McGraw....	Third base.....	Baltimore....	118	.390
	J. Wagner.....	Shortstop and right field.	Pittsburg....	134	.380
1901	Elmer H. Flick...	Right field.....	Philadelphia.	138	.378
	W. Keeler.....	Center field.....	Brooklyn....	137	.366
	Jesse Burkett....	Left field.....	St. Louis....	142	.382
1902	E. J. Delehanty..	Left field.....	Philadelphia.	138	.357
	W. Keeler.....	Center field.....	Brooklyn....	136	.355
	C. H. Beaumont..	Center field.....	Pittsburg....	131	.357
1903	J. B. Seymour...	Center field.....	Cincinnati...	60	.349
	W. Keeler.....	Center field.....	Brooklyn....	132	.342
	J. Wagner.....	Shortstop.....	Pittsburg....	129	.355
1904	M. Donlin.....	Right field.....	Cincinnati...	124	.351
	Fred Clarke.....	Left field.....	Pittsburg....	102	.351
	J. Wagner.....	Shortstop.....	Pittsburg....	132	.349
1904	M. Donlin.....	Right field.....	Cinn. & N. Y.	96	.329
	J. P. Beckley....	First base.....	St. Louis....	142	.325

Year	Name	Position	Club	No. of Games	Batting P. C.
1905	J. B. Seymour.....	Left field.....	Cincinnati...	149	.377
	J. Wagner.....	Shortstop.....	Pittsburg....	147	.363
	M. Donlin.....	Right field.....	New York....	150	.356
1906	J. Wagner.....	Shortstop.....	Pittsburg....	140	.339
	H. Steinfeldt.....	Third base.....	Chicago.....	151	.327
	H. G. Lumley.....	Right field.....	Brooklyn....	131	.324
1907	J. Wagner.....	Shortstop.....	Pittsburg....	142	.350
	Sherwood Magee.....	Left field.....	Philadelphia.	139	.328
	C. H. Beaumont.....	Center field.....	Boston.....	149	.322
1908	J. Wagner.....	Shortstop.....	Pittsburg....	151	.354
	M. Donlin.....	Right field.....	New York....	155	.334
	L. Doyle.....	Second base.....	New York....	102	.308
1909	J. Wagner.....	Shortstop.....	Pittsburg....	137	.339
	M. Mitchell.....	Right field.....	Cincinnati...	145	.310
	J. B. Seymour.....	Center field.....	New York....	73	.310
1910	O. Crandall.....	Pitcher.....	New York....	43	.342
	Sherwood Magee.....	Fielder.....	Philadelphia.	154	.331
	A. V. Campbell.....	Fielder.....	Pittsburg....	74	.326
1911	J. Wagner.....	Shortstop.....	Pittsburg....	130	.334
	R. Miller.....	Outfield.....	Boston.....	146	.333
	J. T. Meyers.....	Catcher.....	New York....	128	.332
1912	H. Zimmerman.....	Third base.....	Chicago.....	145	.372
	J. T. Meyers.....	Catcher.....	New York....	126	.358
	W. Sweeney.....	Second base.....	Boston.....	153	.344
1913	Earl Yingling.....	Pitcher.....	Brooklyn....	40	.383
	Chas. McDonald.....	Third base.....	Cin.-Boston..	73	.355
	J. Daubert.....	First base.....	Brooklyn....	139	.350

MAJOR LEAGUE CHAMPIONS—1871 TO 1913.  
NATIONAL ASSOCIATION

Year	Club	P.C.	Year	Club	P.C.
1871	Athletics .....	.759	1874	Boston.....	.717
1872	Boston .....	.830	1875	Boston .....	.899
1873	Boston.....	.729			

NATIONAL LEAGUE

1876	Chicago.....	.788	1895	Baltimore.....	.669
1877	Boston .....	.646	1896	Baltimore.....	.698
1878	Boston .....	.683	1897	Boston .....	.795
1879	Providence .....	.702	1898	Boston .....	.685
1880	Chicago.....	.798	1899	Brooklyn.....	.682
1881	Chicago.....	.667	1900	Brooklyn.....	.603
1882	Chicago.....	.655	1901	Pittsburg.....	.647
1883	Boston .....	.643	1902	Pittsburg.....	.741
1884	Providence .....	.750	1903	Pittsburg .....	.650
1885	Chicago.....	.770	1904	New York.....	.693
1886	Chicago.....	.726	1905	New York.....	.668
1887	Detroit.....	.637	1906	Chicago .....	.765
1888	New York .....	.641	1907	Chicago .....	.704
1889	New York.....	.659	1908	Chicago .....	.643
1890	Brooklyn.....	.667	1909	Pittsburg.....	.724
1891	Boston .....	.630	1910	Chicago.....	.675
1892	Boston .....	.680	1911	New York.....	.647
1893	Boston .....	.667	1912	New York.....	.682
1894	Baltimore.....	.695	1913	New York.....	.664

AMERICAN ASSOCIATION

1882	Cincinnati.....	.670	1887	St. Louis .....	.704
1883	Athletics .....	.670	1888	St. Louis .....	.681
1884	Metropolitans.....	.700	1889	Brooklyn.....	.679
1885	St. Louis.....	.705	1890	Louisville .....	.667
1886	St. Louis.....	.669	1891	Boston .....	.689

UNION ASSOCIATION

1884	St. Louis.....	.850
------	----------------	------

PLAYERS' LEAGUE

1890	Boston.....	.628
------	-------------	------

AMERICAN LEAGUE

1900	Chicago.....	.607	1907	Detroit.....	.613
1901	Chicago.....	.610	1908	Detroit.....	.588
1902	Athletics .....	.610	1909	Detroit.....	.645
1903	Boston.....	.659	1910	Athletics.....	.680
1904	Boston.....	.617	1911	Athletics.....	.669
1905	Athletics.....	.621	1912	Boston .....	.691
1906	Chicago.....	.614	1913	Athletics.....	.627

# American League

## OFFICERS OF THE AMERICAN LEAGUE.

From 1900 to 1913, inclusive.

First President, 1900-1909—Ten Years }  
 Re-elected February 15-16, 1910, for a } Byron Bancroft Johnson.  
 period of 20 years.

First Vice-President } Charles W. Somers.  
 1900-1913

Club.	President.	Manager.
No. 1.  Chicago, 1900-1913.	C. A. Comiskey, 1900-1913.	Dick Padden, 1900. Clark Griffith, 1901-2. J. J. Callahan, 1903-4. Fielder Jones, 1904-8. W. D. Sullivan, 1909. Hugh Duffy, 1910-11. J. J. Callahan, 1912-13.
No. 2. Indianapolis, 1900.	W. H. Watkins, 1900.	W. H. Watkins, 1900.
No. 3. Kansas City, 1900.	Jas. H. Manning, 1900.	Jas. H. Manning, 1900.
No. 4. Buffalo, 1900.	James Franklin, 1900.	D. Shannon, 1900.
No. 5. Minneapolis, 1900.	Clarence Saulpaugh, 1900.	Walter Wilmot, 1900.
No. 6. Milwaukee, 1900-1901.	Matt Killilea, 1900-1.	Hugh Duffy, 1901.
No. 7.  Cleveland, 1900-1913.	John F. Kilfoyl, 1900-9. Chas. W. Somers, 1910-13.	James McAleer, 1900-1. W. R. Armour, 1902-4. Napoleon Lajoie, 1905-9. James McGuire, 1909-10-11. George Stovall, 1911. Harry Davis, 1912. Jos. Birmingham, 1912-13.
No. 8.  Detroit, 1900-1913.	Jas. D. Burns, 1900-1. Samuel F. Angus, 1902-3. W. H. Yawkey, 1904-7. Frank J. Navin, 1908-13.	Geo. F. Stallings, 1900-1. Frank Dwyer, 1902. Ed. G. Barrow, 1903. Ed. G. Barrow and R. Lowe, 1904. W. R. Armour, 1905-6. Hugh Jennings, 1907-1913.



## OFFICERS OF THE AMERICAN LEAGUE—(Con.).

Club.	President.	Manager.
No. 9.  Washington, 1901-1913.	Fred Postal, 1901-3. Thos. J. Loftus, 1904. Thos. C. Noyes, 1905-1912. Benjamin S. Minor, 1912-13.	J. H. Manning, 1901. T. J. Loftus, 1902-4. J. Garland Stahl, 1905-6. Joseph Cantillon, 1907-9. James McAleer, 1910-11. Clark Griffith, 1912-13.
No. 10.  Boston, 1901-1913.	Chas. W. Somers, 1901-2. Henry J. Killilea, 1903. John I. Taylor, 1904-11. Jas. R. McAleer, 1912-13. Joseph J. Lannin, 1913.	James J. Collins, 1901-6. James McGuire, 1907-8. Fred Lake, 1909. P. J. Donovan, 1910-11. J. Garland Stahl, 1912-13. W. Carrigan, 1913.
No. 11.  Baltimore, 1901-1902.	Sidney W. Frank, 1901. John J. Mahon, 1902.	John J. McGraw, 1901-2.
No. 12.  Philadelphia, 1901-1913.	Benjamin F. Shibe, 1901-1913.	Connie Mack, 1901-13.
No. 13.  St. Louis, 1902-1913.	Ralph Orthwein, 1902. R. L. Hedges, 1903-1913.	James McAleer, 1902-9. John O'Connor, 1910. R. Wallace, 1911-12. George Stovall, 1912-13. Branch Rickey, 1913.
No. 14.  New York, 1903-1913.	Joseph W. Gordon, 1903-6. Frank J. Farrell, 1907-1913.	Clark Griffith, 1903-8. Norman Elberfeld, 1908. George T. Stallings, 1909-10. Hal C. Chase, 1910-11. Harry Wolverton, 1912. F. L. Chance, 1913.

# AMERICAN LEAGUE CHAMPIONSHIP WINNERS

For each year from the beginning of the American League, in 1900, to 1913, inclusive, together with the names of Club Officials and Players of each Championship Team, Club Statistics and Players' Averages. Compiled from the official records.

1900.

## THE CHICAGO CLUB.

American League Champions U. S.  
 Charles A. Comiskey, Pres. and Mgr.  
 Games won, 82; lost, 53. Per cent., .607.

	No. Games	P.C. Won	Field. P.C.	Bat. P.C.
R. Denzer, p.....	36	.724	.950	.212
C. Fisher, p.....	35	.581	.945	.225
John Katoll, p...	37	.500	.937	.155
Roy Patterson, p.	29	.739	.898	.191
Joe Sugden, c.....	74	....	.974	.289
R. Buckley, c.....	34	....	.968	.201
P. Wood, c.....	28	....	.967	.307
Joe Sugden, 1b...	43	....	.984	....
Frank Isbell, 1b..	54	....	.979	.248
R. Padden, 2b....	130	....	.952	.284
Fred Hartman, 3b	116	....	.876	.275
Frank Isbell, 3b..	15	....	.815	....
F. Shugart, ss....	98	....	.906	.283
Chas. O'Leary, ss.	26	....	.876	.163
W. E. Hoy, cf....	137	....	.976	.254
P. Dillard, lf.....	16	....	.976	.193
Frank Isbell, lf...	18	....	.967	....
H. McFarland, rf.	120	....	.946	.241
E. Shearon, rf....	114	....	.929	.277
W. Brodie, lf.....	64	....	.919	.262

1901.

## THE CHICAGO CLUB.

American League Champions U. S.  
 Charles A. Comiskey, President.  
 Clark Griffith, Manager.  
 Games won, 83; lost, 53. Per cent., .610.

	No. Games	P.C. Won	Field. P.C.	Bat. P.C.
Wiley Piatt, p....	24	.375	.952	.209
Clark Griffith, p..	35	.774	.947	.300
Roy Patterson, p.	40	.571	.942	.228
J. J. Callahan, p.	27	.714	.938	.344
John Katoll, p...	27	.521	.912	.125
Joe Sugden, c.....	43	....	.974	.283
W. D. Sullivan, c.	98	....	.967	.245
Frank Isbell, 1b..	137	....	.980	.261
Sam Mertes, 2b..	132	....	.939	.280
F. Hartman, 3b..	120	....	.893	.315
E. Burke, 3b.....	74	....	.807	.223
F. Shugart, ss....	107	....	.884	.251
E. Burke, ss.....	31	....	.860	.223
W. E. Hoy, cf....	131	....	.958	.293
Fielder Jones, rf.	133	....	.933	.325
Ed McFarland, lf.	132	....	.953	.265
Clar. Foster, util.	110	....	.934	.270

1902.

## THE ATHLETIC CLUB

Philadelphia.  
 American League Champions U. S.  
 Benjamin F. Shibe, President.  
 Connie Mack, Manager.  
 Games won, 83; lost, 53. Per cent., .610.

	No. Games	P.C. Won	Field. P.C.	Bat. P.C.
Fred Mitchell, p.	19	.384	.945	.180
Ed S. Plank, p...	36	.571	.939	.296
Ed Waddell, p...	33	.766	.927	.279
B. J. Hustings, p.	33	.714	.921	.169
O. F. Schreck, c.	71	....	.957	.317
M. B. Powers, c.	68	....	.947	.271
Harry Davis, 1b.	128	....	.983	.308
D. Murphy, 2b...	76	....	.968	.313
D. Fultz, 2b.....	18	....	.939	....
Louis Castro, 2b.	33	....	.920	.248
Lave Cross, 3b...	137	....	.947	.339
Monte Cross, ss..	137	....	.926	.207
R. A. Seybold, rf.	136	....	.963	.317
D. Fultz, cf.....	111	....	.960	.300
F. T. Hartsel, lf.	137	....	.936	.286

1903.

## THE BOSTON CLUB.

American League Champions U. S.  
 H. W. Killilea, President.  
 James Collins, Manager.  
 Games won, 91; lost, 47. Per cent., .656.

	No. Games	P.C. Won	Field. P.C.	Bat. P.C.
Wm. Dineen, p...	34	.656	.988	.190
T. Hughes, p....	32	.730	.966	.283
Denton Young, p.	40	.757	.946	.330
N. R. Gibson, p..	25	.571	.944	.262
Geo. Winters, p..	23	.556	.942	.121
Louis Criger, c...	96	....	.978	.197
C. Stahl, c.....	26	....	.973	.279
Chas. Farrell, c..	17	....	.958	.404
G. LaChance, 1b.	141	....	.986	.258
Hobe Ferris, 2b..	141	....	.944	.250
James Collins, 3b.	130	....	.943	.296
Fred Parent, ss..	139	....	.934	.304
Charles Stahl, cf.	74	....	.965	.279
John O'Brien, cf.	74	....	.959	.212
P. Dougherty, lf.	139	....	.957	.332
J. Freeman, rf..	141	....	.941	.285

1904.

**THE BOSTON CLUB.**

American League Champions U. S.

John I. Taylor, President.

James Collins, Manager.

Games won, 95; lost, 59. Per cent., .617.

	No. Games	P.C. Won	Field. P.C.	Bat. P.C.
J. Tannehill, p...	33	.656	.982	.205
W. Dineen, p....	37	.622	.977	.212
N. R. Gibson, p..	33	.548	.927	.065
Denton Young, p.	43	.619	.924	.211
Geo. Winters, p..	20	.667	.883	.114
Louis Criger, c...	95	....	.987	.217
Chas. Farrell, c..	56	....	.967	.219
G. LaChance, 1b.	157	....	.991	.231
Hobe Ferris, 2b..	156	....	.964	.221
James Collins, 3b.	156	....	.945	.265
Fred Parent, ss..	155	....	.924	.296
Charles Stahl, cf.	157	....	.967	.297
A. Selbach, lf....	146	....	.954	.263
J. Freeman, rf... 157	....	....	.925	.278

1905.

**THE ATHLETIC CLUB**

Philadelphia.

American League Champions U. S.

Benjamin F. Shibe, President.

Connie Mack, Manager.

Games won 92; lost, 56. Per cent., .621.

	No. Games	P.C. Won	Field. P.C.	Bat. P.C.
Chas. Bender, p..	35	.621	.968	.217
E. S. Plank, p....	41	.667	.946	.231
W. Henley, p....	25	.267	.935	.169
A. J. Coakley, p..	34	.680	.907	.144
Ed. Waddell, p...	46	.730	.872	.172
O. F. Schreck, c..	114	....	.984	.274
M. R. Powers, c..	52	....	.958	.152
Harry Davis, 1b..	149	....	.936	.284
D. F. Murphy, 2b.	150	....	.956	.278
Lave Cross, 3b...	146	....	.928	.266
Monte Cross, ss..	76	....	.929	.270
John Knight, ss..	81	....	.895	.234
R. A. Seybold, rf.	132	....	.933	.271
B. Lord, cf.....	60	....	.962	.239
Dan Hoffman, cf.	117	....	.942	.262
F. T. Hartsel, lf..	148	....	.937	.276

1906.

**THE CHICAGO CLUB.**

American League Champions U. S.

Charles A. Comiskey, President.

Fielder Jones, Manager.

Games won, 80; lost, 56. Per cent., .614.

	No. Games	P.C. Won	Field. P.C.	Bat. P.C.
Frank Owen, p..	42	.629	.978	.136
N. Altrock, p....	38	.606	.970	.160
Roy Patterson, p	22	.588	.965	.061
Frank Smith, p..	20	.500	.960	.293
E. A. Walsh, p..	41	.567	.958	.141
G. H. White, p...	28	.750	.922	.185
F. Roth, c.....	15	....	.990	.195
W. D. Sullivan, c	118	....	.974	.214
Jas. Hart, c.....	15	....	.935	.162
J. Donohue, 1b...	154	....	.988	.257
F. Isbell, 2b.....	132	....	.949	.279
Gus Dundon, 2b.	18	....	.921	.135
Lee Tannehill, 3b.	92	....	.950	.175
Lee Tannehill, ss.	20	....	.938	....
Geo. A. Rohe, 3b.	57	....	.926	.258
George Davis, ss.	129	....	.946	.277
P. Dougherty, lf.	86	....	.987	.226
W. J. O'Neil, lf..	93	....	.949	.248
F. Jones, cf.....	144	....	.988	.230
E. Hahn, rf.....	137	....	.952	.221

1907.

**THE DETROIT CLUB.**

American League Champions U. S.

William H. Yawkey, President.

Hugh A. Jennings, Manager.

Games won, 92; lost, 58. Per cent., .613.

	No. Games	P.C. Won	Field. P.C.	Bat. P.C.
Wm. Donovan, p.	29	.862	.945	.266
Ed. Killian, p....	38	.658	.963	.320
Ed. Siever, p.....	29	.655	.964	.154
Geo. Mullin, p....	40	.500	.961	.217
E. Eubanks, p...	5	.400	.944	.129
Chas. Schmidt, c.	104	....	.944	.244
Fred Payne, c....	53	....	.981	.166
James Archer, c.	18	....	.975	.119
C. Rossman, 1b..	153	....	.981	.277
H. Schaefer, 2b..	74	....	.961	.258
H. Schaefer, ss..	18	....	.951	....
J. W. Downs, 2b.	80	....	.930	.219
J. W. Downs, o.f.	20	....	.933	....
Wm. Coughlin, 3b	134	....	.930	.243
C. O'Leary, ss....	138	....	.948	.241
T. R. Cobb, rf....	150	....	.961	.350
Sam Crawford, cf	144	....	.965	.323
D. Jones, lf.....	126	....	.971	.273
M. McIntyre, lf..	20	....	1.000	.284
R. L. Lowe.....	17	....	....	.243

## 1908. THE DETROIT CLUB.

American League Champions United States.

Frank J. Navin, President.

Hugh A. Jennings, Manager.

Games won, 90; lost, 63. Per cent., .588.

	No.	P.C.	Field.	Bat.		No.	P.C.	Field.	Bat.
	Games	Won	P.C.	P.C.		Games	Won	P.C.	P.C.
Wm. Donovan, p.	30	.720	.917	.159	H. Schaefer, 2b..	58	....	.949	.259
E. Summers, p...	40	.667	.940	.124	E. Killifer, 2b....	16	....	.956	.213
Ed. Killian, p....	28	.524	.966	.137	J. W. Downs, 2b.	82	....	.925	.221
Geo. Winter, p...	29	.208	.892	.164	H. Schaefer, 3b..	29	....	.952	.259
E. Willett, p.....	30	.652	.960	.164	Wm. Coughlin, 3b	119	....	.942	.215
E. Siever, p.....	11	.250	.913	.167	Chas. O'Leary, ss	64	....	.920	.251
Geo. Mullin, p...	55	.567	.961	.256	Owen Bush, ss...	20	....	.938	.294
Chas. Schmidt, c.	122	....	.951	.265	H. Schaefer, ss..	68	....	.918	.259
Fred Payne, c....	20	....	.954	.067	M. McIntyre, lf..	151	....	.977	.295
E. Thomas, c.....	40	....	.972	.307	D. Jones, lf.....	32	....	.960	.207
C. Rossman, 1b..	138	....	.981	.294	Sam Crawford, cf	134	....	.967	.311
Sam Crawford, 1b	17	....	.969	.311	Tyrus R. Cobb, rf.	150	....	.944	.324

## 1909. THE DETROIT CLUB.

American League Champions United States

Frank J. Navin, President.

Hugh A. Jennings, Manager.

Games won, 98; lost, 54. Per cent., .645.

	No.	P.C.	Field.	Bat.		No.	P.C.	Field.	Bat.
	Games	Won	P.C.	P.C.		Games	Won	P.C.	P.C.
Wm. Donovan, p.	22	.533	.975	.200	Sam Crawford, 1b	17	....	.971	.314
E. Summers, p...	35	.679	.971	.106	Jas. Delehanty, 2b	136	....	.951	.232
Ed. Killian, p....	25	.550	.984	.161	G. Moriarty, 3b..	106	....	.939	.273
E. Willett, p.....	41	.710	.937	.202	Chas. O'Leary, 3b	54	....	.922	.203
Works, p.....	16	....	.900	.059	Owen Bush, ss...	157	....	.925	.273
Geo. Mullin, p...	52	.784	.973	.203	M. McIntyre, lf..	122	....	.975	.244
Chas. Schmidt, c.	84	....	.955	.209	D. Jones, lf.....	57	....	.982	.279
Beckendorf, c....	15	....	.957	.259	Sam Crawford, cf	139	....	.965	.314
Stanage, c.....	77	....	.964	.262	Tyrus R. Cobb, rf.	156	....	.946	.377
T. Jones, 1b.....	141	....	.988	.259					

## 1910. THE ATHLETIC CLUB.

Philadelphia.

American League Champions United States.

Benjamin F. Shibe, President.

Connie Mack, Manager.

Games won, 102; lost, 48. Per cent., .680.

	No.	P.C.	Field.	Bat.		No.	P.C.	Field.	Bat.
	Games	Won	P.C.	P.C.		Games	Won	P.C.	P.C.
C. A. Bender, p..	30	.821	.970	.269	H. Davis, 1b....	139	....	.986	.248
J. M. Coombs, p.	45	.775	.990	.220	E. Collins, 2b....	153	....	.970	.322
E. S. Plank, p...	38	.615	.986	.128	F. Baker, 3b.....	146	....	.920	.283
H. Morgan, p....	36	.600	.965	.141	J. McInnes, ss...	17	....	.927	.301
H. Krause, p.....	16	.500	.886	.211	J. Barry, ss.....	145	....	.916	.259
J. Dygert, p.....	18	.500	.955	.083	W. Heitmuller, f.	28	....	.981	.242
F. Atkins, p.....	15	....	1.000	.118	R. Oldring, cf....	134	....	.978	.308
J. Lapp, c.....	63	....	.980	.234	D. Murphy, rf...	151	....	.974	.300
P. Livingston, c.	37	....	.968	.208	B. Lord, f.....	126	....	.972	.254
Ira Thomas, c....	60	....	.967	.277	F. Hartsel, lf....	83	....	.945	.221
P. Donahue, c....	18	....	1.000	.133	A. Strunk, f.....	16	....	....	.333
B. Houser, 1b....	29	....	1.000	.189					

1911  
THE ATHLETIC CLUB.

Philadelphia.

American League Champions United States.

Benjamin F. Shibe, President. Connie Mack, Manager.

Games won, 101; lost 50. Per cent., .669.

	No.	P.C.	Field.	Bat.		No.	P.C.	Field.	Bat.
	Games	Won	P.C.	P.C.		Games	Won	P.C.	P.C.
C. A. Bender, p..	31	.773	1.000	.165	E. Collins, 2b.....	132	....	.966	.365
E. S. Plank, p....	40	.733	.975	.191	E. Derrick, 2b....	21	....	.960	.230
J. M. Coombs, p..	47	.700	.913	.319	J. Baker, 3b.....	148	....	.942	.334
H. Morgan, p....	38	.682	.950	.159	J. Barry, ss.....	127	....	.943	.265
H. Krause, p.....	28	.611	.947	.254	J. McInnes, ss... 24	....	.851	.321	
J. Lapp, c.....	57	....	.972	.353	R. Oldring, cf....	119	....	.979	.297
P. Livingston, c..	26	....	.977	.239	B. Lord, lf.....	132	....	.963	.310
Ira Thomas, c....	103	....	.974	.273	D. Murphy, rf....	136	....	.961	.329
H. Davis, 1b.....	53	....	.977	.197	A. Strunk, f.....	69	....	.958	.256
J. McInnes, 1b... 97	....	.985	.321	F. Hartsel.....	25	....	....	.237	

1912.

THE BOSTON CLUB.

American League Champions United States.

Jas. R. McAleer, President. J. G. Stahl, Manager.

Games won, 105; lost, 47. Per cent., .691.

	No.	P.C.	Field.	Bat.		No.	P.C.	Field.	Bat.
	Games	Won	P.C.	P.C.		Games	Won	P.C.	P.C.
Joe Wood, p.....	43	.872	.974	.290	W. Bradley, 1b....	40	....	.989	.190
H. Bedient, p....	41	.667	.973	.192	C. Engle, 1b.....	25	....	.912	.234
C. Hall, p.....	34	.652	.958	.267	S. Yerkes, 2b....	131	....	.943	.252
R. Collins, p.....	27	.636	.960	.167	C. Engle, 2b.....	15	....	.912	.234
T. O'Brien, p....	37	.581	.949	.138	C. Wagner, ss....	144	....	.922	.274
*E. Cicotte, p....	29	.500	.940	.227	L. Gardner, 3b....	143	....	.930	.315
L. Pape, p.....	13	.500	....	....	H. Hooper, rf....	147	....	.964	.242
F. Cady, c.....	43	....	.990	.259	T. Speaker, cf....	153	....	.958	.383
W. Carrigan, c....	87	....	.970	.263	D. Lewis, lf.....	154	....	.947	.284
W. Nunamaker, c 35	....	.971	.252	H. Henriksen....	37	....	.909	.321	
J. G. Stahl, 1b....	95	....	.980	.301	O. Krug.....	15	....	....	.308
* Including Chicago record					N. Ball.....	55	....	....	.220

1913.

THE ATHLETIC CLUB.

Philadelphia.

American League Champions United States.

Benjamin F. Shibe, President. Connie Mack, Manager.

Games won, 96; lost, 57. Per cent., .627.

	No.	P.C.	Field.	Bat.		No.	P.C.	Field.	Bat.
	Games	Won	P.C.	P.C.		Games	Won	P.C.	P.C.
C. A. Bender, p..	36	*.679	.970	.154	F. Baker, 3b.....	149	....	.919	.336
E. S. Plank, p...	35	*.630	.956	.080	J. Barry, ss.....	135	....	.955	.275
J. Bush, p.....	33	*.650	.978	.157	*P. Lavan, ss....	49	....	....	.135
J. R. Shawkey, p.	17	*.583	.915	.134	R. Oldring, lf....	131	....	.967	.283
C. W. Brown, p..	38	*.621	.922	.167	A. Strunk, cf....	82	....	.962	.305
B. Houck, p.....	35	....	.981	.082	J. Walsh, cf.....	86	....	.960	.255
J. Lapp, c.....	82	....	.970	.228	P. Daley.....	48	....	.963	.260
W. Schang, c....	63	....	.967	.266	J. E. Murphy, rf.	136	....	.942	.295
Ira Thomas, c... 21	....	.983	.283	†D. Murphy, ....	40	....	....	.322	
J. McInnes, 1b... 148	....	.992	.326	‡W. Orr, 1b.-2b..	27	....	....	.200	
E. Collins, 2b.... 148	....	.949	.345						

\* Not official. American League pitchers' records now computed by earned runs per game. † St. Louis record included. ‡ No fielding record given.

**"ALL AMERICA" TEAM—AMERICAN LEAGUE.**

For the first six-year period, 1900 to 1905, inclusive.

Players on American League Championship teams who have played in one position in 50 games (pitchers 25 games) or over and whose combined records of Fielding and Batting (pitchers' record includes Percentage of Victories, Fielding and Batting) rank the highest in each position covering the different five-year periods are entitled to a place on the American "All America" teams for that period.

Position.	Name and Club.	Year.	No. Games.	P. C. Won	Fielding P. C.	Batting P. C.	Total.
Pitcher.....	Denton Young, Boston.....	1903	40	.757	.946	.330	2.033
Catcher.....	O. F. Schreckengost, Phila.....	1902	71	....	.957	.517	1.274
First base...	Harry Davis, Philadelphia.....	1902	128	....	.983	.308	1.291
Second base..	D. F. Murphy, Philadelphia.....	1902	76	....	.968	.313	1.281
Third base...	Lave Cross, Philadelphia.....	1902	137	....	.947	.339	1.286
Shortstop....	Fred Parent, Boston.....	1903	139	....	.934	.304	1.238
Left field....	P. A. Dougherty, Boston.....	1903	139	....	.957	.332	1.289
Center field..	Charles Stahl, Boston.....	1904	157	....	.967	.297	1.264
Right field...	R. A. Seybold, Philadelphia.....	1902	136	....	.963	.317	1.280

NOTE.—In order to have the five-year periods in the American League correspond with the same periods in the National League, in this first "All-America" team of the American League a period of six years was covered, but in future "All America" teams will be made up on the five-year basis.

**"ALL AMERICA" TEAM—AMERICAN LEAGUE.**

For the second five-year period, 1906-1910, inclusive.

Position.	Name and Club.	Year.	No. Games.	P. C. Won	Fielding P. C.	Batting P. C.	Total.
Pitcher.....	W. Donovan, Detroit.....	1907	29	.862	.945	.266	2.073
Catcher.....	Ira Thomas, Athletics.....	1910	60	....	.967	.277	1.244
First base...	C. Rossman, Detroit.....	1908	137	....	.981	.294	1.275
Second base..	E. Collins, Athletics.....	1910	153	....	.970	.322	1.292
Third base...	G. Moriarty, Detroit.....	1909	106	....	.939	.273	1.212
Shortstop....	Geo. Davis, Chicago.....	1906	129	....	.964	.277	1.241
Left field....	M. McIntyre, Detroit.....	1908	151	....	.977	.295	1.272
Center field..	Sam Crawford, Detroit.....	1907	144	....	.965	.323	1.288
Right field...	T. R. Cobb, Detroit.....	1909	156	....	.946	.377	1.323

AMERICAN LEAGUE FIELDING RECORDS.

Record of players who led the fielding in their respective positions for each year, and who played in at least fifty games and over each season (pitchers twenty-five games and over), from 1900 to 1913, inclusive.

PITCHERS' FIELDING RECORDS.

Year.	Name.	Club.	Games.	Field. P.C.	Year.	Name.	Club.	Games.	Field. P.C.
1900	Barnes.....	Indianapolis	25	.975	1907	G. H. White..	Chicago.....	47	.986
1901	Case Patten..	Washington	31	.976	1908	G. H. White..	Chicago.....	41	.986
1902	Clark Griffith.	Chicago.....	28	.986	1909	E. Walsh.....	Chicago.....	31	.991
1903	Harry Howell	New York..	26	1.000	1910	D. T. Young..	Cleveland...	27	1.000
1904	Adrian Joss..	Cleveland...	25	.985	1911	C. A. Bender.	Philadelphia	31	1.000
1905	N. Altrock...	Chicago.....	40	.988	1912	John Coombs.	Philadelphia	54	1.000
1906	Ed. Siever....	Detroit.....	29	.985	1913	W. Johnson..	Washington	51	1.000

CATCHERS' FIELDING RECORDS.

Year.	Name.	Club.	Games.	Field. P.C.	Year.	Name.	Club.	Games.	Field. P.C.
1900	Joe Sugden ..	Chicago.....	74	.974	1907	Schreck'ng'st	Philadelphia	99	.985
1901	Louis Criger.	Boston.....	69	.969	1908	W.D. Sullivan	Chicago.....	137	.985
1902	J. Warner....	Boston.....	63	.979	1909	L. Criger.....	St. Louis....	73	.986
1903	J. O'Connor..	New York..	64	.988	1910	J. Lapp.....	Philadelphia	63	.980
1904	Joe Sugden ..	St. Louis....	79	.990	1911	W.D. Sullivan	Chicago.....	89	.986
1905	Schreck'ng'st	Philadelphia	114	.984	1912	A. Williams..	Washington	56	.978
1906	J. O'Connor..	St. Louis....	54	.990	1913	R. Schalk....	Chicago.....	125	.981

FIRST BASEMEN'S FIELDING RECORDS.

Year.	Name.	Club.	Games.	Field. P.C.	Year.	Name.	Club.	Games.	Field. P.C.
1900	J. Anderson..	Milwaukee..	90	.989	1907	J. Donohue...	Chicago.....	157	.994
1901	J. Anderson..	Milwaukee..	125	.981	1908	J. Donohue...	Chicago.....	83	.994
1902	Geo. Carey ...	Washington	120	.991	1909	F. Isbell.....	Chicago.....	101	.994
1903	J. Anderson..	St. Louis....	139	.987	1910	Gandil.....	Chicago.....	74	.989
1904	G. LaChance.	Boston.....	157	.991	1911	Geo. Stovall..	Cleveland...	118	.986
1905	Charles Carr.	Cleveland...	87	.991	1912	E. Gandil....	Washington	117	.990
1906	J. Donohue...	Chicago.....	154	.988	1913	J. McInnes..	Philadelphia	148	.992

SECOND BASEMEN'S FIELDING RECORDS.

Year.	Name.	Club.	Games.	Field. P.C.	Year.	Name.	Club.	Games.	Field. P.C.
1900	L. Bierbauer..	Buffalo.....	110	.954	1907	N. Lajoie.....	Cleveland...	128	.969
1901	N. Lajoie.....	Philadelphia	130	.963	1908	D. F. Murphy	Philadelphia	56	.965
1902	N. Lajoie.....	Cleveland...	87	.974	1909	E. Collins....	Philadelphia	152	.967
1903	B. McCormick	Washington	83	.964	1910	E. Collins....	Philadelphia	153	.970
1904	Hobe Ferris..	Boston.....	156	.964	1911	A. McConnell	Chicago.....	102	.973
1905	N. Lajoie.....	Cleveland...	59	.991	1912	Ed. Rath.....	Chicago.....	157	.963
1906	N. Lajoie.....	Cleveland...	130	.973	1913	J. Berger....	Chicago.....	70	.988

## THIRD BASEMEN'S FIELDING RECORDS.

Year.	Name.	Club.	Games.	Field. P.C.	Year.	Name.	Club.	Games.	Field. P.C.
1900	W. Coughlin..	Kansas City	130	.920	1907	Wm. Shipke..	Washington	63	.949
1901	W. Bradley...	Cleveland...	133	.936	1908	Hobe Ferris..	St. Louis....	148	.952
1902	J. Collins.....	Boston.....	105	.951	1909	W. Bradley ..	Cleveland...	87	.957
1903	Lave Cross...	Philadelphia	136	.954	1910	W. Bradley ..	Cleveland ..	61	.956
1904	Lee Tannehill	Chicago.....	153	.948	1911	J. Turner....	Cleveland...	92	.970
1905	W. Bradley...	Cleveland...	145	.944	1912	J. Turner....	Cleveland...	103	.951
1906	W. Bradley...	Cleveland...	82	.966	1913	E. Midkiff...	New York..	76	.957

## SHORTSTOPS' FIELDING RECORDS.

Year.	Name.	Club.	Games.	Field. P.C.	Year.	Name.	Club.	Games.	Field. P.C.
1900	L. Smith.....	Minneapolis	129	.918	1907	M. Cross.....	Philadelphia	74	.954
1901	W. Clingman.	Washington	137	.938	1908	W. Wallace...	St. Louis....	137	.951
1902	W. Wallace...	St. Louis....	133	.951	1909	McBride .....	Washington	155	.947
1903	Moran.....	Washington	96	.946	1910	J. Turner...	Cleveland ..	94	.973
1904	W. Wallace...	St. Louis....	139	.955	1911	Lee Tannehill	Chicago.....	102	.951
1905	George Davis.	Chicago.....	151	.948	1912	R. Wallace...	St. Louis....	87	.942
1906	J. Turner....	Cleveland...	147	.960	1913	C. Wagner...	Boston.....	105	.965

## RIGHT FIELDERS' FIELDING RECORDS.

Year.	Name.	Club.	Games.	Field. P.C.	Year.	Name.	Club.	Games.	Field. P.C.
1900	T. Dowd.....	Milwaukee..	68	.965	1907	E. Hahn.....	Chicago.....	156	.990
1901	R. A. Seybold	Philadelphia	99	.966	1908	E. Hahn.....	Chicago.....	119	.963
1902	J. B. Seymour	Baltimore...	72	.975	1909	E. Hahn .....	Chicago.....	76	.990
1903	Sam Crawford	Detroit.....	137	.964	1910	D. Murphy...	Philadelphia	151	.974
1904	R. A. Seybold	Philadelphia	129	.985	1911	S. Crawford.	Detroit .....	146	.977
1905	Sam Crawford	Detroit.....	103	.988	1912	S. Crawford..	Detroit .....	149	.988
1906	W. Keeler....	New York...	152	.987	1913	H. B. Hooper	Boston.....	148	.966

## LEFT FIELDERS' FIELDING RECORDS.

Year.	Name.	Club.	Games.	Field. P.C.	Year.	Name.	Club.	Games.	Field. P.C.
1900	Ketchum.....	Milwaukee..	73	.958	1907	D. Jones.....	Detroit.....	125	.977
1901	Hugh Duffy..	Milwaukee..	78	.973	1908	M. McIntyre..	Detroit.....	151	.977
1902	Delehanty....	Washington	110	.967	1909	B. Lord .....	Cleveland...	67	.990
1903	F. T. Hartsel.	Philadelphia	97	.968	1910	Geo. Stone...	St. Louis...	145	.977
1904	Jas. Barrett..	Detroit.....	162	.979	1911	Cree .....	New York ..	132	.966
1905	M. McIntyre..	Detroit.....	131	.968	1912	D. Jones.....	Detroit .....	97	.966
1906	P. Dougherty.	Chicago.....	86	.987	1913	W. Cree .....	New York ..	147	.988



**CENTER FIELDERS' FIELDING RECORDS.**

Year.	Name.	Club.	Games.	Field. P.C.	Year.	Name.	Club.	Games.	Field. P.C.
1900	W. E. Hoy....	Chicago.....	137	.976	1907	D. Sullivan...	Boston.....	143	.975
1901	J. Jackson...	Baltimore...	97	.967	1908	D. Sullivan...	Bost., Clev..	99	.982
1902	Fielder Jones.	Chicago.....	135	.980	1909	Ganley.....	Wash-Phila.	94	.982
1903	Fielder Jones.	Chicago.....	137	.988	1910	R. Oldring...	Philadelphia	134	.978
1904	H. Bay.....	Cleveland...	132	.990	1911	R. Oldring...	Philadelphia	114	.979
1905	Charles Stahl.	Boston.....	134	.977	1912	A. Strunk....	Philadelphia	120	.990
1906	Fielder Jones.	Chicago.....	144	.988	1913	Hugh High..	Detroit.....	52	.982

**PITCHERS' RECORD OF VICTORIES.**

Pitchers (who have pitched in 25 games or over) having the highest percentage of victories for each year in Championship Games from 1900 to 1913, inclusive.

Year.	Name.	Club.	Games.	P. C.	Year.	Name.	Club.	Games.	P. C.
1900	Miller.....	Detroit.....	26	.731	1907	W. Donovan..	Detroit.....	29	.862
1901	Clark Griffith.	Chicago.....	31	.774	1908	E. Walsh.....	Chicago.....	66	.727
1902	Ed Waddell..	Philadelphia	30	.756	1909	Geo. Mullin..	Detroit.....	37	.784
1903	Earl Moore...	Cleveland...	29	.759	1910	C. A. Bender.	Philadelphia	30	.821
1904	John Chesbro	New York...	53	.774	1911	C. A. Bender.	Philadelphia	31	.773
1905	Ed Waddell..	Philadelphia	38	.730	1912	Jos. Wood....	Boston.....	43	.872
1906	Ed S. Plank..	Philadelphia	25	.760	1913	W. Johnson..	Washington	43	.837

**AMERICAN LEAGUE BATTING RECORDS**

Showing the batting rank of the three leading batsmen for each year, from the beginning of the American League, in 1900, to 1913, inclusive, covering a period of fourteen years.

Year	Name and Club	No. of Games	Batting P. C.	Year	Name and Club	No. of Games	Batting P. C.
1900	Sam Dungan, Kan. City...	117	.337	1907	Tyrus R. Cobb, Detroit....	150	.355
	R. Harley, Detroit.....	123	.325		D. Kay, Wash.....	25	.333
	O. Pickering, Cleveland...	140	.324		Al Orth, New York.....	43	.324
1901	N. Lajoie, Phila.....	131	.422	1908	L. Criss, St. Louis.....	64	.341
	J. J. McGraw, Balt.....	73	.352		T. R. Cobb, Detroit.....	150	.324
	J. Freeman, Boston.....	129	.346		J. Delehanty, Wash.....	83	.317
1902	E. Delehanty, Wash'n....	123	.376	1909	T. R. Cobb, Detroit.....	156	.377
	N. Lajoie, Cleveland.....	87	.369		E. Collins, Philadelphia...	153	.346
	C. Hickman, Cleveland...	130	.363		N. Lajoie, Cleveland.....	128	.324
1903	N. Lajoie, Cleveland.....	126	.355	1910	T. R. Cobb, Detroit.....	140	.385
	Sam Crawford, Detroit...	137	.332		N. Lajoie, Cleveland.....	159	.384
	P. A. Dougherty, Bost....	130	.332		Tris. Speaker, Boston....	141	.340
1904	N. Lajoie, Cleveland.....	140	.381	1911	T. R. Cobb, Detroit.....	146	.420
	Wm. Keeler, New York...	143	.343		J. Jackson, Cleveland....	147	.408
	Harry Davis, Phila.....	102	.308		S. Crawford, Detroit.....	146	.378
1905	N. Lajoie, Cleveland.....	65	.328	1912	T. R. Cobb, Detroit.....	140	.410
	Elmer Flick, Cleveland...	131	.306		J. Jackson, Cleveland....	152	.395
	Wm. Keeler, New York...	149	.302		Tris. Speaker, Boston...	153	.383
1906	Geo. Stone, St. Louis....	154	.358	1913	T. R. Cobb, Detroit.....	122	.390
	J. J. Clarke, Cleveland...	57	.358		Oluf Henriksen, Boston..	30	.375
	N. Lajoie, Cleveland.....	152	.355		J. Jackson, Cleveland	148	.373

## AMERICAN LEAGUE FIELDING AND BATTING RECORDS

Of players who hold the three highest percentages in their respective fielding positions, playing in 50 games and over (pitchers 25 games), covering the fourteen-year period from the beginning of the American League, in 1900, to 1913, inclusive.

Name and Club.	Year	Games	PC	Name and Club.	Year	Games	PC
<i>Pitchers' Fielding Record.</i>				<i>Pitchers' Batting Record.</i>			
Harry Howell, N. Y...	1903	26	1.000	Callahan, Chicago.....	1901	27	.344
D. T. Young, Cleveland	1910	27	1.000	Young, Boston .....	1903	40	.330
C. A. Bender, Phila....	1911	31	1.000	Mullin, Detroit.....	1902	33	.328
John Coombs, Phila....	1912	54	1.000				
Ed. Plank, Phila.....	1912	34	1.000	<i>Catchers' Batting Record.</i>			
E. White, Chicago.....	1912	28	1.000	Clarke, Cleveland.....	1906	54	.358
W. Johnson, Wash'ton.	1913	51	1.000	J. Lapp, Athletics.....	1911	68	.353
<i>Catchers' Fielding Record.</i>				Schreckengost, Phila..	1901	75	.320
Joe Sugden, St. Louis.	1904	79	.990	<i>First Basemen's Batting Record.</i>			
J. O'Connor, St. Louis.	1906	54	.990	Hickman, Cleveland...	1902	98	.363
J. O'Connor, New York	1903	64	.988	Freeman, Boston.....	1907	129	.346
<i>First Basemen's Fielding Record.</i>				Anderson, Milwaukee.	1901	125	.339
J. Donohue, Chicago...	1907	157	.994	<i>Second Basemen's Batting Record.</i>			
J. Donohue, Chicago..	1908	83	.994	N. Lajoie, Philadelphia	1901	130	.422
F. Isbell, Chicago.....	1909	101	.994	N. Lajoie, Cleveland...	1910	159	.384
<i>Second Basemen's Fielding Record.</i>				N. Lajoie, Cleveland...	1904	99	.381
N. Lajoie, Cleveland..	1905	59	.991	<i>Third Basemen's Batting Record.</i>			
J. Berger, Chicago.....	1913	70	.988	J. F. Baker, Phila.....	1912	149	.347
N. Lajoie, Cleveland..	1906	130	.983	Bradley, Cleveland....	1902	136	.341
<i>Third Basemen's Fielding Record.</i>				L. Cross, Phila.....	1902	137	.339
J. Turner, Cleveland..	1911	92	.970	<i>Shortstops' Batting Record.</i>			
W. Bradley, Cleveland.	1906	82	.966	Keister, Baltimore.....	1901	114	.328
W. Bradley, Cleveland..	1909	87	.957	Elberfeld, New York..	1906	98	.306
<i>Shortstops' Fielding Record.</i>				Parent, Boston .....	1903	139	.304
J. Turner, Cleveland..	1910	74	.973	<i>Left Fielders' Batting Record.</i>			
Chas. Wagner, Boston.	1913	105	.965	Delehanty, Washington	1902	110	.376
J. Turner, Cleveland..	1906	147	.960	Stone, St. Louis .....	1906	154	.358
<i>Left Fielders' Fielding Record.</i>				Cree, New York.....	1911	137	.348
B. Lord, Cleveland.....	1909	67	.992	<i>Center Fielders' Batting Record.</i>			
P. Dougherty, Chicago	1906	86	.987	T. R. Cobb, Detroit....	1911	146	.420
W. Cree, New York...	1913	147	.986	T. R. Cobb, Detroit....	1912	140	.410
<i>Center Fielders' Fielding Record.</i>				T. R. Cobb, Detroit....	1913	122	.390
H. Bay, Cleveland.....	1904	132	.990	<i>Right Fielders' Batting Record.</i>			
Amos Strunk, Phila...	1912	120	.990	Jos. Jackson, Cleveland	1912	152	.395
Fielder Jones, Chicago	1906	144	.988	T. R. Cobb, Detroit....	1910	140	.385
<i>Right Fielders' Fielding Record.</i>				S. Crawford, Detroit...	1911	146	.378
E. Hahn, Chicago.....	1907	156	.990				
Sam Crawford, Detroit.	1905	103	.988				
Wm. Keeler, New York	1906	152	.987				

## AMERICAN LEAGUE PITCHING RECORDS

Showing the rank in percentage of games won of the three leading pitchers in the American League, who have pitched in 25 games and over, covering the fourteen-year period from the beginning of the American League, in 1900, to 1913, inclusive.

Name	Club	Year	No. of Games Pitched	P. C. Victories
W. Donovan.....	Detroit .....	1907	29	.862
Joe Wood.....	Boston .....	1912	43	.872
Walter Johnson.....	Washington ...	1913	43	.837

**BATSMEN WHO HAVE MADE A RECORD OF .300 OR BETTER FOR FOUR YEARS, FROM 1876 TO 1913, INCLUSIVE, IN ALL MAJOR LEAGUES**

\* American Association.  
‡ Players' League.

† American League.  
|| Union Association.

	Year.	PC.	Year.	PC.	Year	PC.	Year.	PC.
Anderson, J., Bklyn.-Mil.	1896	.314	1897	.332	1900	.309†	1901	.339†
Baker, J. F., Athletics...	1909	.305†	1911	.334†	1912	.347†	1913	.336†
Bennett, C. W., Detroit...	1881	.301	1882	.304	1883	.301	1887	.263
Bierbauer, L., Athletics...	1887	.302*	1889	.313*	1890	.324‡	1894	.301
Cooley, R., St. Louis....	1895	.340	1896	.301	1897	.327	1898	.317
Davis, H., Pitts.-Ath....	1897	.309	1901	.307†	1902	.308†	1904	.308†
DeMontreville, E., Wash...	1896	.349	1897	.349	1898	.325	1901	.305
Doyle, L., New York....	1908	.308	1909	.300†	1911	.310	1912	.330
Dunlap, F., Cl.-Det.-St. L.	1881	.324	1883	.328	1884	.420	1887	.326
Freeman, J., Wash.....	1899	.318	1900	.300	1901	.346	1902	.311†
Grady, M., Philadelphia...	1894	.363	1896	.333	1899	.336	1904	.313
Hallman, W., Phila.....	1893	.328	1894	.327	1895	.315	1896	.318
Jackson, J., Cleveland....	1910	.387†	1911	.408†	1912	.395†	1913	.373†
Jones, C. W., Bo.-Ci.-Met.	1879	.315	1884	.322*	1885	.327	1887	.335*
Keister, W., Baltimore..	1899	.331	1901	.328†	1902	.303†	1903	.320
Lobert, J., Cin.-Phila....	1906	.310	1910	.309	1912	.327	1913	.300
Long, H. C., Boston.....	1894	.324	1895	.319	1896	.334	1897	.327
Magee, S. R., Phila.....	1907	.328	1910	.331	1912	.306	1913	.306
McCarthy, T., St.L.-Bos.	1890	.332*	1891	.309*	1893	.360	1894	.349
McCréary, T., St. Louis..	1896	.351	1899	.325	1901	.302	1903	.324
McInnes, J., Athletics....	1910	.301†	1911	.323†	1912	.327†	1913	.326†
McPhee, J., Cincinnati....	1887	.354*	1893	.307	1894	.320	1897	.307
Milligan, J., St. L.-Ath..	1887	.344*	1889	.370*	1890	.315‡	1891	.300*
O'Connor, J., Col.-Cleve...	1890	.341*	1893	.309	1894	.320	1896	.300
Orth, A., Philadelphia....	1897	.347	1900	.307	1903	.318†	1907	.324†
Seybold, R., Ind.-Phila...	1900	.304†	1901	.332†	1902	.317†	1906	.316†
Sutton, E. B., Boston....	1883	.323	1884	.349	1885	.312	1887	.327
Vaughn, H., Cincinnati...	1894	.309	1895	.305	1897	.305	1898	.303
Zimmer, C. L., Cleveland.	1893	.309	1895	.336	1897	.314	1899	.308

**THREE YEARS**

	Year.	PC.	Year.	PC.	Year.	PC.
Barrett, Jas., Cincinnati-Detroit.....	1900	.316	1902	.304†	1903	.315†
Barry, John, Wash.-Phila.-Chi.-Cin....	1899	.303	1902	.302	1905	.304
Bradley, W., Cleveland .....	1902	.341†	1903	.315†	1904	.300†
Bresnahan, R., New York-St. Louis....	1903	.350	1905	.339	1912	.333
Clark, W., New York.....	1896	.303	1898	.310	1900	.320
Crandall, Otis, New York-St. Louis....	1910	.342	1912	.313	1913	.306
Dahlen, W., Chicago .....	1893	.311	1894	.362	1896	.361
Daubert, J., Brooklyn.....	1911	.307	1912	.308	1913	.350
Dungan, S. W., Chicago-Indianapolis...	1893	.310	1900	.337†	1901	.324†
Easterly, T. H., Cleveland-Chicago...	1910	.306†	1911	.324†	1912	.311†
Farrell, Chas., Washington-Boston.....	1891	.305*	1897	.327	1898	.316
Foutz, D. L., St. Louis-Brooklyn.....	1887	.393*	1890	.302	1894	.310
Green, D., Chicago.....	1901	.317	1902	.318†	1903	.313†
Gumbert, A., Chicago-Pitts.-Brooklyn...	1891	.326	1894	.303	1895	.344
Hartzell, T., Indianapolis-Philadelphia.	1900	.300†	1901	.339	1903	.311†
Heidrick, J. E., St. Louis.....	1899	.329	1900	.301	1901	.339
Henricksen, O., Boston.....	1911	.306†	1912	.321†	1913	.375†
Hickman, C., New York-Cleveland....	1900	.313	1902	.363†	1903	.330†
Hoy, W. E., Cincinnati.....	1894	.312	1898	.318	1899	.306
Kennedy, W., Brooklyn.....	1894	.300	1895	.321	1900	.301
Lewis, Fred, St. Louis-Cincinnati.....	1883	.306*	1884	.322*	1886	.325*
Lelivelt, J. F., Wash.-N.Y.-Cleve.....	1911	.320†	1912	.362†	1913	.314†
Miller, C. B., Cincinnati.....	1895	.329	1896	.318	1897	.317
McCarthy, J. A., Pitts.-Cleve.-Brook..	1899	.307	1901	.314†	1906	.304
Meyers, J. T., New York.....	1911	.332	1912	.358	1913	.312
Robinson, W., Baltimore.....	1893	.338	1894	.348	1896	.354



TWO YEARS—Continued

	Year.	PC.	Year.	PC.
McGarr, Jas., Athletics .....	1887	.331*	1893	.309
McFarland, Philadelphia .....	1899	.333	1900	.307
McVey, C., Chicago.....	1876	.345	1877	.322
Mertes, S., Chicago .....	1898	.304	1899	.305
Milan, C., Washington.....	1911	.315†	1912	.306†
Miller, Roy, Boston-Philadelphia.....	1911	.333	1913	.345
Morrill, J. F., Boston.....	1883	.319	1887	.331
Mullin, Geo., Detroit .....	1902	.328†	1904	.305†
Nash, W., Boston .....	1887	.368	1893	.304
Nelson, J., Metropolitans.....	1883	.300*	1887	.361*
O'Brien, J., Athletics .....	1882	.304*	1884	.300*
O'Brien, W., Brooklyn .....	1889	.312*	1890	.314*
Oldring, R., Athletics.....	1910	.308†	1912	.301†
Parent, F., Boston .....	1901	.318†	1903	.304†
Parrott, T. W., Cincinnati .....	1894	.329	1895	.340
Paskert,, G. H., Cincinnati-Philadelphia.....	1910	.300	1912	.315
Peitz, C. H., Cincinnati .....	1901	.311	1902	.313
Peters, J., Chicago .....	1896	.348	1878	.311
Pickering, O., Cleveland .....	1900	.324†	1901	.308†
Pinckney, G. B., Brooklyn .....	1887	.326*	1890	.309
Powell, M. J., Detroit-Cincinnati.....	1881	.338	1884	.333
Purcell, W. A., Baltimore-Athletics.....	1887	.305*	1889	.306*
Ray, J. B., Baltimore .....	1889	.330*	1890	.347*
Reitz, H., Baltimore .....	1894	.306	1898	.302
Schaefer, H., Washington.....	1911	.334†	1913	.320‡
Schulte, J. F., Chicago.....	1910	.301	1911	.300
Shock, Geo., Brooklyn .....	1891	.314*	1894	.320
Smith, A., Brooklyn-Baltimore .....	1897	.309	1899	.309
Smoot, H., St. Louis .....	1902	.313	1904	.311
Snodgrass, F. C., New York.....	1909	.300	1910	.321
Steinfeldt, H., Cincinnati-Chicago.....	1903	.312	1906	.327
Stone, Geo., St. Louis.....	1906	.358†	1907	.320†
Strunk, A., Athletics.....	1910	.333†	1913	.305†
Sullivan, Jos, Washington-Philadelphia.....	1894	.337	1895	.340
Sutcliffe, Cleveland-Washington .....	1890	.329‡	1891	.347*
Sweeney, W. J., Boston.....	1911	.314	1912	.344
Titus, John, Philadelphia-Boston.....	1905	.308	1912	.309
Whitney, J. E., Boston-Washington.....	1882	.325*	1887	.324
Wilson, J., Pittsburg.....	1911	.300	1912	.300
Wise, S., Boston-Washington .....	1887	.380	1893	.317
Wood, G., Philadelphia-Athletics .....	1890	.304‡	1891	.304*
Young, D. T., Cleveland-Boston .....	1896	.304	1903	.330†

ONE YEAR

Year.	PC.	Year.	PC.
Abbey, C. A., Washington..	1894 .318	Brockett, New York.....	1911 .308†
Allen, M., Cleveland.....	1887 .330*	Brown, Drummond, Boston..	1913 .324
Almeida, Cincinnati .....	1911 .313	Brown, L. T., Providence...	1878 .310
Andrews, G. E., Phila.....	1887 .354	Brown, Thos., Boston.....	1891 .323*
Baker, P., Baltimore.....	1883 .321*	Brown, W., Louisville.....	1893 .305
Barclay, G. D., St. Louis...	1902 .301	Brown, Pittsburg .....	1885 .304
Barkley, S., Toledo.....	1884 .300*	Browne, Geo., New York...	1903 .313
Barnes, Ross, Chicago.....	1876 .403	Burch, E. A., Brooklyn....	1887 .400*
Bates, J. W., Philadelphia.	1910 .305	Burke, E. D., Cincinnati...	1896 .342
Bay, Harry, Cleveland.....	1903 .310†	Burns, Cincinnati .....	1884 .315
Becker, B., Cin.-Phila.....	1913 .316	Burns, Kansas City.....	1889 .303*
Beecher, Buffalo .....	1890 .357‡	Burrell, F., Brooklyn.....	1896 .307
Bemis, Harry, Cleveland...	1902 .311†	Carey, A., Pittsburg.....	1912 .302
Birmingham, J., Cleveland..	1911 .304†	Carey, Buffalo .....	1890 .300‡
Block, J., Chicago.....	1911 .304†	Carey, Geo., Washington...	1902 .316†
Borton, Chicago .....	1912 .371	Carey, Thos., Hartford....	1876 .301
Boyle, J., Philadelphia.....	1893 .305	Cashion, G., Washington...	1911 .324†
Brief, St. Louis.....	1912 .310†	Cassidy, F., Hartford.....	1877 .362
Briody, Chas., Cincinnati..	1884 .354	Cartwright, E., Washington.	1895 .327

## ONE YEAR—Continued

	Year.	PC.		Year.	PC.
Chapman, Cleveland	1912	.312†	Hartley, Grover, New York	1913	.316
Childs, P., Philadelphia	1899	.329	Hassamaer, W. L., Wash.	1894	.326
Clarke, J. J., Cleveland	1906	.358†	Hawley, E. P., Pittsburg	1895	.324
Cline, J., Louisville	1891	.304*	Hendrix, W., Pittsburg	1912	.322
Clinton, J. L., Baltimore	1883	.305	Herzog, C., New York	1908	.300
Clymer, O., Washington	1907	.316†	Hess, Otto, Boston	1913	.313
Cogswell, E., Boston	1879	.322	Hoblitzel, R., Cincinnati	1909	.308
Collins, Wilson, Boston	1913	.333	Hoffer, W., Baltimore	1896	.301
Comiskey, C., St. Louis	1887	.368*	Hofman, A. F., Chicago	1910	.325
Coombes, J. M., Athletics	1911	.319†	Hoffman, D., Phila.	1904	.305†
Cooper, Claude, New York	1913	.300	Hogan, Met.	1887	.377*
Congalton, W., Cleveland	1906	.320†	Hohnhorst, E. H., Cleve.	1910	.323†
Corcoran, T., Brooklyn	1894	.302	Holden, W. P., New York	1913	.302
Corkhill, Cincinnati	1887	.330*	Hooper, H., Boston	1911	.311†
Crane, S., New York	1890	.314‡	Hornung, Jos., Boston	1882	.301
Cravath, C. C., Phila.	1913	.341	Houck, S., Athletics	1884	.302*
Criss, L., St. Louis	1908	.341†	Hower, Keystone	1884	.314
Cunningham, E., Louisville	1895	.310	Huggins, M., St. Louis	1912	.304
Cushman, E. L., Mets	1887	.314*	Hutchinson, W. F., Chicago	1894	.323
Davis, J. J., Baltimore	1887	.345*	Hyatt, R. H., Pittsburgh	1913	.333
Denny, J., Indianapolis	1887	.340	Irwin, A., Philadelphia	1887	.339
Devore, J., New York	1910	.304	Irwin, C. E., Chicago	1894	.302
Dexter, C., Louisville	1898	.311	Jackson, G. C., Boston	1911	.347
Drew, Nationals	1884	.315	Johnson, Ralph, Columbus	1890	.354*
Dolan, A., New York	1911	.304†	Johnson, W., Baltimore	1890	.301*
Donnelly, J. B., Baltimore	1896	.330	Jones, D., Chicago	1902	.310
Dooin, C., Philadelphia	1911	.328	Kay, Wm., Washington	1907	.333†
Donohue, Mets.	1887	.345*	Kelly, W. J., Pittsburg	1912	.318
Dorgan, M., New York	1885	.325	Keenan, J., Indianapolis	1884	.305*
Dowd, T. F., St. Louis	1895	.325	Kerins, J. A., Louisville	1887	.360*
Douglass, W. B., St. Louis	1897	.327	Killian, E., Detroit	1907	.320†
Duffie, Columbus	1891	.306*	Kilroy, M., Baltimore	1887	.323*
Dunn, John, New York	1904	.309	Kinslow, T. P., Brooklyn	1892	.309
Eden, Allegheny	1884	.305*	Kittridge, M. J., Chicago	1894	.317
Edington, A., Pittsburg	1912	.302	Klobedanz, F. A., Boston	1897	.316
Ely, F. W., St. Louis	1894	.305	Knight, J. W., Cincinnati	1890	.312
Esterbrook, J., Mets	1883	.408*	Knight, J., New York	1910	.312†
Farrar, S., Philadelphia	1887	.344	Knisely, P. J., Cincinnati	1912	.328
Farrell, John, Providence	1883	.304	Koestner, E., Cleveland	1910	.313†
Ferguson, Robt., Chicago	1878	.334	Krug, Boston	1912	.308†
Ferry, J., Pittsburg	1911	.310	Kuhne, W. J., Pittsburg	1887	.322
Fletcher, A., New York	1911	.319	Leach, Thos., Pittsburg	1907	.303
Flint, F., Chicago	1881	.310	Leary, J.	1882	.300*
Fogarty, Jas., Philadelphia	1887	.365	Lee, Baltimore	1884	.320
Foley, C., Buffalo	1882	.305	Lewis, G., Boston	1911	.307†
Foster, C. F., New York	1899	.305	Lord, B., Athletics	1911	.310†
Fulmer, Baltimore	1887	.368*	Luderus, F., Philadelphia	1911	.301
Gardner, E., New York	1909	.329†	Lumley, H., Brooklyn	1906	.324
Gardner, L., Boston	1912	.315†	Mack, D., Louisville	1887	.410*
Gainor, D. C., Detroit	1911	.302†	Magoon, G., Indianapolis	1900	.309†
Geier, P., Indianapolis	1900	.322†	Mann, F. J., Clev.-Ath.	1887	.346*
Gerhardt, J., Cincinnati	1878	.303	Mansell, Thos., St. Louis	1883	.383*
Gessler, Boston	1908	.308†	Marr, Chas., Col.	1889	.303*
Gilhooley, Frank, N. York	1913	.341†	Marsans, A., Cincinnati	1912	.317
Gilks, R. J., Cleveland	1887	.333*	McClellan, Washington	1887	.350*
Gillespie, J., New York	1883	.314	McCormack, J., Cincinnati	1883	.309
Goode, W., Boston	1910	.337†	McCormick, H., New York	1912	.333
Goodman, Allegheny	1882	.316	McDonald, Chas, Cin.-Bost.	1913	.353
Greenwood, N. F., Balti.	1887	.326*	McFarland, H., Baltimore	1902	.307
Griffin, T. C., Rochester	1890	.305*	McGlone, J., Cleveland	1887	.329*
Griffith, Clark, Chicago	1895	.319	McIntyre, M., Chicago	1911	.323†
Griggs, Cleveland	1912	.304†	McKinnon, A., St. Louis	1886	.301
Hankinson, F., Met.	1887	.315*	McTammany, J., Brooklyn	1887	.354*
Harley, R., Detroit	1900	.325†	Merkle, Fred, New York	1912	.309
Hart, J., Baltimore	1901	.312†	Merritt, W. H., Bos.-Cin.	1894	.300

ONE YEAR—Continued

	Year	PC.		Year	PC.
Meyerle, L., Philadelphia...	1876	.336	Sockalexis, L. F., Cleve....	1897	.331
Meyers, H., Boston-St. L..	1911	.333†	Sommer, J. J., Baltimore..	1887	.355*
Miller, G. F., Pittsburg....	1887	.313	Spalding, A. G., Chicago..	1876	.305
Miller, Geo. E., St. Louis...	1894	.341	Stafford, J., New York.....	1893	.301
Miller, W., Chicago.....	1912	.307	Stahl, J. G., Boston.....	1912	.301†
Mitchell, M., Cincinnati...	1909	.310	Stearns, D., Cincinnati.....	1882	.302
Moore, National .....	1884	.337	Stengel, O., Brooklyn.....	1912	.316
Moore, Altoona .....	1884	.302	Strattan, Louisville .....	1890	.325*
Moynahan, Athletics .....	1883	.308	Stricker, J., Cleveland.....	1887	.333*
Mullane, A., Cincinnati.....	1889	.307*	Sullivan, M. C., Chicago....	1887	.334
Mulvey, J., Philadelphia....	1887	.317	Sunday, W., Chicago.....	1887	.359
Murphy, E., Athletics.....	1912	.317†	Sweeney, Chas., Providence.	1884	.302
Myers, Al., Washington.....	1887	.308	Sweeney, C., Baltimore.....	1887	.329*
Nichols, Philadelphia.....	1907	.302†	Sweeney, St. Louis.....	1884	.300
Nicklin (Strang), S., N. Y.	1906	.319	Tannehill, J., Pittsburg....	1900	.342
Nicol, H., Cincinnati.....	1887	.334*	Taylor, H., Louisville.....	1891	.304*
Northen, H., Cin.-Brook....	1911	.316	Taylor, J. B., Philadelphia.	1894	.331
O'Brien, W., Washington...	1887	.310	Taylor, St. Louis.....	1884	.355
O'Brien, D., Athletics.....	1887	.353*	Tebeau, Geo., Cleveland....	1895	.323
O'Brien, J., New York.....	1899	.305	Terry, W. H., Brooklyn....	1887	.335*
Oldfield, Brooklyn .....	1885	.308	Thomas, E., Detroit.....	1908	.307†
Olin, Washington .....	1884	.305*	Thornton, W. M., Chicago..	1897	.329
O'Neill, M., St. Louis.....	1902	.318	Tinker, Jos., Cincinnati....	1913	.317
O'Rourke, John, Boston....	1879	.341	Tredway, G., Brooklyn.....	1894	.336
O'Rourke, Thos., Louisville.	1893	.315	Trott, S., Baltimore.....	1887	.306*
Pfeffer, F., Chicago.....	1887	.325	Turner, G. A., Philadelphia.	1894	.423
Phillips, W. B., Brooklyn..	1887	.322*	Turner, J., Cleveland.....	1912	.308†
Phillips, W. C., Cincinnati.	1902	.333	Twitchell, L., Detroit.....	1887	.352
Pike, L., St. Louis.....	1876	.314	Veach, R., Detroit.....	1912	.342†
Poorman, Athletics .....	1887	.316*	Viox, James, Pittsburgh....	1913	.317
Pratt, D., St. Louis.....	1912	.302†	Virtue, J. K., Cleveland....	1890	.305
Quinn, Jas., St. Louis.....	1895	.309	Waldron, T., Washington..	1901	.306†
Radford, Paul, Met.....	1887	.404*	Walker, E., Washington...	1911	.303†
Reccius, Athletics .....	1887	.302*	Walsh, W. R., Philadelphia.	1913	.333
Robinson, W. H., St. Louis.	1887	.426*	Ward, F., Washington.....	1894	.303
Richardson, D., New York.	1887	.332	Weaver, W. B., Louisville..	1893	.309
Ritchey, C., Louisville.....	1899	.309	Welch, St. Louis.....	1887	.307*
Roseman, J., Met.....	1890	.320*	Werrick, J., Louisville.....	1887	.333*
Rossmann, Claude, Detroit..	1906	.308†	Whitney, A., Pittsburg....	1887	.343
Rowan, J., St. Louis.....	1911	.384†	White, W., Louisville.....	1887	.308*
Schoenick, Chic.-Balt.....	1884	.303	Wilhelm, Brooklyn .....	1910	.316
Schriver, W., Cincinnati....	1897	.310	Williams, A., Washington..	1912	.318†
Schmidt, Chas., Boston.....	1913	.308	Williamson, E. N., Chicago.	1887	.371
Severoid, H., Cincinnati....	1911	.304	Wilson, A., New York....	1911	.303
Shomberg, W., Ind.....	1887	.389	Wiltse, Geo., New York....	1912	.326
Simon, A., Pittsburg.....	1912	.301	Wood, P. B., Philadelphia..	1887	.342
Slagle, J., Chicago.....	1902	.313	Wood, R., Cincinnati.....	1899	.317
Smith, Altoona .....	1884	.323	Wolter, H., New York....	1911	.304†
Smith, J. F., Baltimore....	1887	.327*	Yeager, J., New York.....	1906	.301†
Smith, Geo., Brooklyn.....	1887	.307*	Yingling, Earl, Brooklyn...	1913	.383
Smith, G., Washington.....	1898	.302			

Players Who Have Batted .300 or Better for Five Years or More, from 1876 to 1913, Inclusive, in All Major Leagues

	1876	1877	1878	1879	1880	1881	1882	1883	1884	1885	1886	1887	1888	1889	1890	1891	1892	1893	1894	1895	1896	1897	1898	1899	1900	1901	1902	1903	1904				
ANSON, A. C., Chicago	.342	.335	.336	.407	.338	.399	.362	.307	.337	.310	.371	.421	.343	.341	.311	.322	.394	.338	.335														
WHITE, JAS., Chicago, Boston, Cincin., Buffalo	.335	.385	.308	.330	.310	.310	.308	.325	.341	.370	.341	.370	.304	.320	.366	.301	.317	.305	.338	.335													
HINES, PAUL, Chicago, Prov., Wash., Indpls.	.330	.350	.351	.357	.306	.301	.327	.328	.300	.309	.344	.300	.300	.304	.320	.366	.301	.317	.305	.338	.335												
O'ROURKE, JAS., Bos., Prov., Buff., N. Y., Wash	.312	.350	.345	.318	.327	.327	.328	.310	.310	.310	.309	.344	.300	.304	.320	.366	.301	.317	.305	.338	.335												
START, JOS., Harford, Chicago, Providence.	.321	.321	.356	.300	.332	.323	.305	.341	.341	.388	.394	.318	.318	.305	.324	.324	.324	.324	.326	.326	.330												
DALRYMPLE, A., Milwaukee, Chicago, Pitts.	.348	.348	.348	.348	.365	.323	.305	.341	.341	.388	.394	.318	.318	.305	.324	.324	.324	.324	.326	.326	.330												
KELLY, M. J., Chicago, Boston, Cincinnati.	.348	.348	.348	.348	.365	.323	.305	.341	.341	.388	.394	.318	.318	.305	.324	.324	.324	.324	.326	.326	.330												
GORE, GEORGE, Chicago, New York	.348	.348	.348	.348	.365	.323	.305	.341	.341	.388	.394	.318	.318	.305	.324	.324	.324	.324	.326	.326	.330												
CONNOR, ROGER, Troy, New York, St. Louis	.348	.348	.348	.348	.365	.323	.305	.341	.341	.388	.394	.318	.318	.305	.324	.324	.324	.324	.326	.326	.330												
BROUTHERS, D., Buff. Det. Bost. Blyn, Balt. Phila	.348	.348	.348	.348	.365	.323	.305	.341	.341	.388	.394	.318	.318	.305	.324	.324	.324	.324	.326	.326	.330												
ROWE, J., Buffalo, Detroit	.348	.348	.348	.348	.365	.323	.305	.341	.341	.388	.394	.318	.318	.305	.324	.324	.324	.324	.326	.326	.330												
BROWNING, P., Pittsburgh, Cincinnati, L'ville	.348	.348	.348	.348	.365	.323	.305	.341	.341	.388	.394	.318	.318	.305	.324	.324	.324	.324	.326	.326	.330												
SWARTWOOD, E., Alleghany, Bklyn, Toledo.	.348	.348	.348	.348	.365	.323	.305	.341	.341	.388	.394	.318	.318	.305	.324	.324	.324	.324	.326	.326	.330												
LATHAM, W. A., St. Louis, Cincinnati.	.348	.348	.348	.348	.365	.323	.305	.341	.341	.388	.394	.318	.318	.305	.324	.324	.324	.324	.326	.326	.330												
RICHARDSON, H., Buffalo, Detroit, Boston.	.348	.348	.348	.348	.365	.323	.305	.341	.341	.388	.394	.318	.318	.305	.324	.324	.324	.324	.326	.326	.330												
EWING, W., New York, Cleveland, Cincinnati	.348	.348	.348	.348	.365	.323	.305	.341	.341	.388	.394	.318	.318	.305	.324	.324	.324	.324	.326	.326	.330												
ORR, DAVID, Metropolitan, Columbus	.348	.348	.348	.348	.365	.323	.305	.341	.341	.388	.394	.318	.318	.305	.324	.324	.324	.324	.326	.326	.330												
STOVEY, HARRY, Athletic	.348	.348	.348	.348	.365	.323	.305	.341	.341	.388	.394	.318	.318	.305	.324	.324	.324	.324	.326	.326	.330												
REILLY, J. G., Cincinnati	.348	.348	.348	.348	.365	.323	.305	.341	.341	.388	.394	.318	.318	.305	.324	.324	.324	.324	.326	.326	.330												
BURNS, T. P., Brooklyn, Baltimore.	.348	.348	.348	.348	.365	.323	.305	.341	.341	.388	.394	.318	.318	.305	.324	.324	.324	.324	.326	.326	.330												
GLASSOCK, J., Cin., St. L., Indpls, N. Y., Pitts.	.348	.348	.348	.348	.365	.323	.305	.341	.341	.388	.394	.318	.318	.305	.324	.324	.324	.324	.326	.326	.330												
THOMPSON, S., Detroit, Philadelphia	.348	.348	.348	.348	.365	.323	.305	.341	.341	.388	.394	.318	.318	.305	.324	.324	.324	.324	.326	.326	.330												
O'NEILL, J. E., St. Louis, Chicago	.348	.348	.348	.348	.365	.323	.305	.341	.341	.388	.394	.318	.318	.305	.324	.324	.324	.324	.326	.326	.330												
LARKIN, H., Athletic, Cleveland	.348	.348	.348	.348	.365	.323	.305	.341	.341	.388	.394	.318	.318	.305	.324	.324	.324	.324	.326	.326	.330												
RYAN, JAMES, Chicago, Washington	.348	.348	.348	.348	.365	.323	.305	.341	.341	.388	.394	.318	.318	.305	.324	.324	.324	.324	.326	.326	.330												
TIERNAN, M. J., New York	.348	.348	.348	.348	.365	.323	.305	.341	.341	.388	.394	.318	.318	.305	.324	.324	.324	.324	.326	.326	.330												
McKEAN, E. J., Cleveland	.348	.348	.348	.348	.365	.323	.305	.341	.341	.388	.394	.318	.318	.305	.324	.324	.324	.324	.326	.326	.330												
GRIFFIN, M. J., Baltimore	.348	.348	.348	.348	.365	.323	.305	.341	.341	.388	.394	.318	.318	.305	.324	.324	.324	.324	.326	.326	.330												
CROSS, LAVE, Louisville	.348	.348	.348	.348	.365	.323	.305	.341	.341	.388	.394	.318	.318	.305	.324	.324	.324	.324	.326	.326	.330												
TUCKER, THOS., Boston, Wash., Baltimore.	.348	.348	.348	.348	.365	.323	.305	.341	.341	.388	.394	.318	.318	.305	.324	.324	.324	.324	.326	.326	.330												
LYONS, D., Pittsburgh, Athletic, St. Louis.	.348	.348	.348	.348	.365	.323	.305	.341	.341	.388	.394	.318	.318	.305	.324	.324	.324	.324	.326	.326	.330												
CLEMENTS, J. T., Philadelphia	.348	.348	.348	.348	.365	.323	.305	.341	.341	.388	.394	.318	.318	.305	.324	.324	.324	.324	.326	.326	.330												
BUCKLEY, J., Pittsburg, New York, Cincinnati	.348	.348	.348	.348	.365	.323	.305	.341	.341	.388	.394	.318	.318	.305	.324	.324	.324	.324	.326	.326	.330												
VAN HALTREN, GEO., Chic., Pitts., N. Y., Balt.	.348	.348	.348	.348	.365	.323	.305	.341	.341	.388	.394	.318	.318	.305	.324	.324	.324	.324	.326	.326	.330												
DUFFY, HUGH, Chicago, Boston	.348	.348	.348	.348	.365	.323	.305	.341	.341	.388	.394	.318	.318	.305	.324	.324	.324	.324	.326	.326	.330												
HAMILTON, W. R., Kansas City, Phila., Boston	.348	.348	.348	.348	.365	.323	.305	.341	.341	.388	.394	.318	.318	.305	.324	.324	.324	.324	.326	.326	.330												
HOLLIDAY, J. W., Cincinnati	.348	.348	.348	.348	.365	.323	.305	.341	.341	.388	.394	.318	.318	.305	.324	.324	.324	.324	.326	.326	.330												

Continued on following page.





# World's Championship Records

## National League 1913 American League

Date	Clubs Where Played	Sc.	Atten- dance	Total Receipts	Players' Shares	Clubs' Shares	National Com.
Oct. 7	Ath.-N.Y., N.Y....	6-4	36,291	\$75,255.50	\$40,637.97	\$27,091.98	\$7,525.55
Oct. 8	N.Y.-Ath., Phila....	3-0	20,563	49,640.00	26,805.60	17,870.40	4,964.00
Oct. 9	Ath.-N.Y., N.Y....	8-2	36,888	75,763.50	40,912.29	27,274.86	7,576.35
Oct. 10	Ath.-N.Y., Phila....	6-5	20,568	49,645.00	26,808.30	17,872.20	4,964.50
Oct. 11	Ath.-N.Y., N.Y....	3-1	36,682	75,676.50		68,108.85	7,567.65
			150,992	325,980.50	135,164.16	158,218.29	\$32,598.05

## National League 1912 American League

Oct. 8	N.Y.-Bos., N.Y....	4-3	35,722	\$75,127.00	\$40,568.58	\$27,045.72	\$7,512.70
Oct. 9	Bos.-N.Y., Boston..	*6-6	30,148	58,369.00	31,519.26	21,012.84	5,836.90
Oct. 10	N.Y.-Bos., Boston..	2-1	34,624	63,142.00	34,096.68	22,731.12	6,314.20
Oct. 11	Bos.-N.Y., N.Y....	3-1	36,502	76,644.00	41,387.76	27,591.84	7,664.40
Oct. 12	Bos.-N.Y., Boston..	2-1	34,683	63,201.00		56,880.90	6,320.10
Oct. 14	N.Y.-Bos., N.Y....	5-2	30,622	66,654.00		59,988.60	6,665.40
Oct. 15	N.Y.-Bos., Boston..	11-4	32,630	57,004.00		51,303.60	5,700.40
Oct. 16	Bos.-N.Y., Boston..	†3-2	16,970	30,308.00		27,277.20	3,030.80
	*Tie game, 11 inns. †10 innings.		251,901	490,449.00	147,572.28	293,831.82	\$49,044.90

## National League 1911 American League

Oct. 14	N.Y.-Ath., N.Y....	2-1	38,281	\$77,359.00	\$41,773.86	\$27,849.24	\$7,735.90
Oct. 16	Ath.-N.Y., Phila....	3-1	26,286	42,962.50	23,199.75	15,466.50	4,296.25
Oct. 17	Ath.-N.Y., N.Y....	*3-2	37,216	75,393.00	40,820.22	27,213.48	7,359.30
Oct. 24	Ath.-N.Y., Phila....	4-2	24,355	40,957.00	22,116.78	14,744.52	4,095.70
Oct. 25	N.Y.-Ath., N.Y....	†4-3	33,228	69,384.00		62,445.60	6,938.40
Oct. 26	Ath.-N.Y., Phila....	13-2	20,485	36,109.00		32,498.10	3,510.90
	*11 innings. †10 innings		179,851	342,164.50	127,910.61	180,217.44	\$34,036.45

## National League 1910 American League

Oct. 17	Ath.-Chic., Phila...	4-1	26,891	\$37,424.50	\$20,209.23	\$13,472.82	\$3,742.45
Oct. 18	Ath.-Chic., Phila...	9-3	24,597	35,137.00	18,973.98	12,649.32	3,513.70
Oct. 20	Ath.-Chic., Chicago	12-5	26,210	36,751.50	19,845.81	13,230.54	3,675.15
Oct. 22	Chic.-Ath., Chicago	4-3	19,150	27,550.50		24,795.45	2,755.05
Oct. 23	Ath.-Chic., Chicago	7-2	27,374	37,116.50	20,042.91	13,361.94	3,711.65
			124,222	173,980.00	\$79,071.93	\$77,510.07	\$17,398.00

## National League 1909 American League

Oct. 8	Pitts.-Det., Pitts...	4-1	29,264	\$40,271.50	\$21,746.61	\$14,497.74	\$4,027.15
Oct. 9	Det.-Pitts., Pitts...	7-2	30,915	41,884.50	22,617.63	15,078.42	4,188.45
Oct. 11	Pitts.-Det., Detroit.	8-6	18,277	20,676.00	11,165.04	7,443.36	2,067.60
Oct. 12	Det.-Pitts., Detroit.	5-0	17,036	21,103.00	11,395.62	7,597.08	2,110.30
Oct. 13	Pitts.-Det., Pitts...	8-4	21,706	32,173.00		28,955.70	3,217.30
Oct. 14	Det.-Pitts., Detroit.	5-4	10,535	12,517.50	\$40,154.94	11,265.75	1,251.75
Oct. 16	Pitts.-Det., Detroit.	8-0	17,562	19,677.00	\$26,769.96	17,709.30	1,967.70
			145,295	188,302.50	\$66,924.90	102,547.35	\$18,830.25

National League 1908 American League

Date	Clubs Where Played	Sc.	Attendance	Total Receipts	Players' Shares	Clubs' Shares	National Com.
Oct.10	Chicago-Det., Det..	10-6	10,812	\$16,473.00	\$8,895.42	\$5,930.28	\$1,647.30
Oct.11	Chicago-Det., Chic.	6-1	17,760	26,927.00	14,540.58	9,693.72	2,692.70
Oct.12	Det.-Chicago, Chic.	8-3	14,543	22,767.00	12,294.18	8,196.12	2,276.70
Oct.13	Chicago-Det., Det..	3-0	12,907	19,231.00	10,384.74	6,923.16	1,923.10
Oct.14	Chicago-Det., Det..	2-0	6,210	9,577.50	Chicago \$27,668.95 Detroit \$18,455.97	8,619.75	957.75
			62,232	\$94,975.50	\$46,114.92	\$39,363.03	\$9,497.55

National League 1907 American League

Oct. 8	Chicago-Det., Chic.	*3-3	24,377	\$29,162.50			
Oct. 9	Chicago-Det., Chic.	3-1	21,901	26,430.50	National	National	
Oct.10	Chicago-Det., Chic.	5-1	13,114	16,212.50	\$32,960.03	\$18,311.13	
Oct.11	Chicago-Det., Det..	6-1	11,306	17,285.50	Amer.	Amer.	
Oct.12	Chicago-Det., Det..	2-0	7,370	12,638.50	\$21,973.36	\$18,311.13	
*Tie 13 innings.			78,068	101,728.50	\$54,933.39	\$36,622.26	\$10,172.85

National League 1906 American League

Oct. 9	Sox-Cubs, W.S. park	2-1	12,693	\$13,910.00			
Oct.10	Cubs-Sox, S.S. park	7-1	12,595	13,899.00			
Oct.11	Sox-Cubs, W.S. park	3-0	13,667	14,056.50	Chic. Sox		
Oct.12	Cubs-Sox, S.S. park	1-0	18,384	19,989.50	\$25,051.28	\$31,246.65	
Oct.13	Sox-Cubs, W.S. park	8-6	23,257	23,834.00	Chi.Cubs		
Oct.14	Sox-Cubs, S.S. park	8-3	19,249	20,861.00	\$8,350.42	31,246.65	
			99,845	106,550.00	\$33,401.70	\$62,493.30	\$10,655.00

National League 1905 American League

Oct. 9	N. Y.-Ath., Phila....	3-0	17,955	\$12,736.00			
Oct.10	Ath.-N. Y., N.Y....	3-0	24,992	18,988.00	N. Y.	N. Y.	
Oct.12	N. Y.-Ath., Phila....	9-0	10,991	8,348.00	\$20,545.86	\$17,085.02	
Oct.13	N. Y.-Ath., N.Y....	1-0	13,598	10,689.00	Phila.	Phila.	
Oct.14	N. Y.-Ath., N.Y....	2-0	24,187	17,674.00	\$6,848.34	\$17,085.01	
			91,723	\$68,435.00	\$27,394.20	\$34,170.03	\$6,840.77

1904—No Series.

National League 1903 American League

Date	Clubs Where Played	Sc.	Attendance	Total Receipts	Players' Shares
Oct. 1	Pittsburg-Boston, at Boston.....	7-3	16,242		
Oct. 2	Boston-Pittsburg, at Boston.....	3-0	9,415		
Oct. 3	Pittsburg-Boston, at Boston.....	4-2	18,801		Boston
Oct. 6	Pittsburg-Boston, at Pittsburg.....	5-4	7,600		Players
Oct. 7	Boston-Pittsburg, at Pittsburg.....	11-2	12,322		each
Oct. 8	Boston-Pittsburg, at Pittsburg.....	6-3	11,556		\$1,182.00
Oct.10	Boston-Pittsburg, at Pittsburg.....	7-3	17,038		Pitts.
Oct.13	Boston-Pittsburg, at Boston.....	3-0	7,455		Players
			100,429	Over \$50,000.00	each \$1,316.25

1898—1899—1900—1901—1902

No series for the World's Championship was played in these years.

National League | **1897** Temple Cup Series

Date.	Clubs.	Place.	Score.
Oct. 4—	Boston vs. Baltimore,	at Boston	13—11
Oct. 5—	Baltimore vs. Boston,	at Boston	13—12
Oct. 6—	Baltimore vs. Boston,	at Boston	8—3
Oct. 9—	Baltimore vs. Boston,	at Baltimore	9—3
Oct. 11—	Baltimore vs. Boston,	at Baltimore	12—11

Baltimore victories, 4; Boston, 1.

National League | **1896** Temple Cup Series

Date.	Clubs.	Place.	Score.
Oct. 2—	Baltimore vs. Cleveland,	at Baltimore	7—1
Oct. 3—	Baltimore vs. Cleveland,	at Baltimore	7—2
Oct. 5—	Baltimore vs. Cleveland,	at Baltimore	6—2
Oct. 8—	Baltimore vs. Cleveland,	at Cleveland	5—0

Baltimore victories, 4.

National League | **1895** Temple Cup Series

Oct. 2—	Cleveland vs. Baltimore,	at Cleveland	5—4
Oct. 3—	Cleveland vs. Baltimore,	at Cleveland	7—2
Oct. 5—	Cleveland vs. Baltimore,	at Cleveland	7—1
Oct. 7—	Baltimore vs. Cleveland,	at Baltimore	5—0
Oct. 8—	Cleveland vs. Baltimore,	at Cleveland	5—2

Cleveland victories, 4; Baltimore, 1. Receipts, \$14,750.

National League | **1894** Temple Cup Series

Oct. 4—	New York vs. Baltimore,	at Baltimore	4—1
Oct. 5—	New York vs. Baltimore,	at Baltimore	9—6
Oct. 6—	New York vs. Baltimore,	at New York	4—1
Oct. 8—	New York vs. Baltimore,	at New York	16—3

New York victories, 4. Receipts, \$18,000.

**1893**—No Series.

National League | **1892** Two Seasons

Oct. 17—	Boston vs. Cleveland,	at Cleveland (11 innings)	0—0
Oct. 18—	Boston vs. Cleveland,	at Cleveland	4—3
Oct. 19—	Boston vs. Cleveland,	at Cleveland	3—2
Oct. 21—	Boston vs. Cleveland,	at Boston	4—0
Oct. 22—	Boston vs. Cleveland,	at Boston	12—7
Oct. 23—	Boston vs. Cleveland,	at Boston	8—3

Boston victories, 5; drawn, 1.

**1891**—No Series.

National League | **1890** American Association

Oct. 17—	Brooklyn vs. Louisville,	at Louisville	9—0
Oct. 18—	Brooklyn vs. Louisville,	at Louisville	5—3
Oct. 20—	Brooklyn vs. Louisville,	at Louisville	7—7
Oct. 21—	Louisville vs. Brooklyn,	at Louisville	5—4
Oct. 25—	Brooklyn vs. Louisville,	at Brooklyn	7—2
Oct. 27—	Louisville vs. Brooklyn,	at Brooklyn	9—8
Oct. 28—	Louisville vs. Brooklyn,	at Brooklyn	6—2

Brooklyn victories, 3; Louisville, 3; drawn, 1.

National League | **1889** American Association

Oct. 18—	Brooklyn vs. New York,	New York (8 innings)	12—10	\$4,224.00
Oct. 19—	New York vs. Brooklyn,	Brooklyn	6—2	8,086.00
Oct. 22—	Brooklyn vs. New York,	New York (8 innings)	8—7	2,590.50
Oct. 23—	Brooklyn vs. New York,	Brooklyn (8 innings)	10—7	1,522.50
Oct. 24—	New York vs. Brooklyn,	Brooklyn	11—3	1,450.50
Oct. 25—	New York vs. Brooklyn,	New York (11 innings)	2—1	1,278.00
Oct. 26—	New York vs. Brooklyn,	New York	11—7	1,656.00
Oct. 28—	New York vs. Brooklyn,	Brooklyn	16—7	1,292.00
Oct. 29—	New York vs. Brooklyn,	New York	3—2	1,528.50

New York victories, 6; Brooklyn, 3.

\$23,628.00

National League | **888** American Association

Date.	Clubs.	Place.	Score.
Oct. 16—	New York vs. St. Louis,	at New York	2—1 \$2,876.50
Oct. 17—	St. Louis vs. New York,	at New York	3—0 3,375.50
Oct. 18—	New York vs. St. Louis,	at New York	4—2 3,530.00
Oct. 19—	New York vs. St. Louis,	at Brooklyn	6—3 1,562.00
Oct. 20—	New York vs. St. Louis,	at New York	6—4 5,624.50
Oct. 22—	New York vs. St. Louis,	at Phila. (8 inns.)	12—5 1,781.60
Oct. 24—	St. Louis vs. New York,	at St. L. (8 inns.)	7—5 2,624.00
Oct. 25—	New York vs. St. Louis,	at St. Louis	11—3 2,365.00
Oct. 26—	St. Louis vs. New York,	at St. L. (10 inns.)	14—11 411.00
Oct. 27—	St. Louis vs. New York,	at St. Louis	18—7 212.00

Receipts, \$24,362,10.

National League | **887** American Association

Oct. 10—	St. Louis vs. Detroit,	at St. Louis	6—1
Oct. 11—	Detroit vs. St. Louis,	at St. Louis	5—3
Oct. 12—	Detroit vs. St. Louis,	at Detroit (13 innings)	2—1
Oct. 13—	Detroit vs. St. Louis,	at Pittsburg	8—0
Oct. 14—	St. Louis vs. Detroit,	at Brooklyn	5—2
Oct. 15—	Detroit vs. St. Louis,	at New York	9—0
Oct. 17—	Detroit vs. St. Louis,	at Philadelphia	3—1
Oct. 18—	Detroit vs. St. Louis,	at Boston	9—2
Oct. 19—	Detroit vs. St. Louis,	at Philadelphia	4—2
Oct. 21—	St. Louis vs. Detroit,	at Washington (A.M.)	11—4
Oct. 21—	Detroit vs. St. Louis,	at Baltimore (P.M.)	13—3
Oct. 24—	Detroit vs. St. Louis,	at Detroit	6—3
Oct. 25—	Detroit vs. St. Louis,	at Chicago	4—3
Oct. 26—	St. Louis vs. Detroit,	at Detroit	9—2

Detroit victories, 10; St. Louis, 4. Receipts, \$42,000.

National League | **886** American Association

Oct. 18—	Chicago vs. St. Louis,	at Chicago	6—0
Oct. 19—	St. Louis vs. Chicago,	at Chicago (8 innings)	12—0
Oct. 20—	Chicago vs. St. Louis,	at Chicago (8 innings)	11—4
Oct. 21—	St. Louis vs. Chicago,	at St. Louis (7 innings)	8—5
Oct. 22—	St. Louis vs. Chicago,	at St. Louis (6 innings)	10—3
Oct. 23—	St. Louis vs. Chicago,	at St. Louis (10 innings)	4—3

St. Louis victories, 4; Chicago, 2.

National League | **885** American Association

Oct. 14—	St. Louis vs. Chicago,	at Chicago (8 innings)	5—5
Oct. 15—	Chicago vs. St. Louis,	at St. Louis (8 innings, forfeited)	9—0
Oct. 16—	St. Louis vs. Chicago,	at St. Louis	7—4
Oct. 17—	St. Louis vs. Chicago,	at St. Louis	3—2
Oct. 22—	Chicago vs. St. Louis,	at Pittsburg (7 innings)	9—2
Oct. 23—	Chicago vs. St. Louis,	at Cincinnati	9—2
Oct. 24—	St. Louis vs. Chicago,	at Chicago	13—4

Chicago victories, 3; St. Louis, 3; drawn, 1. Receipts, \$2,000.

National League | **884** American Association

Oct. 23—	Providence vs. Metropolitans,	at New York	6—0
Oct. 24—	Providence vs. Metropolitans,	at New York	3—1
Oct. 25—	Providence vs. Metropolitans,	at New York	11—2

Providence victories, 3.

# Roll of Honor

PLAYERS WHO HAVE PLAYED IN THE WORLD SERIES—1884-1913.  
No series 1898—1899—1900—1901—1902—1904.

1913		1912	
<i>Athletics, Amer.</i>	<i>N. Y. National</i>	<i>Boston, American</i>	<i>N. Y. National.</i>
McInnes, 1b.	Merkle, 1b.	Stahl, 1b.	Merkle, 1b.
Collins, 2b.	Wiltse, 1b.	Yerkes, 2b.	Doyle, 2b.
Baker, 3b.	Snodgrass, cf. & 1b.	Gardner, 3b.	Herzog, 3b.
Barry, ss.	Doyle, 2b.	Wagner, ss.	Fletcher, ss.
Oldring, lf.	Herzog, 3b.	Lewis, lf.	Shafer, ss.
Strunk, cf.	Shafer, cf. & 3b.	Speaker, cf.	Murray, lf. & rf.
E. Murphy, rf.	Fletcher, ss.	Hooper, rf.	Snodgrass, cf.
Schang, c.	Murray, lf. & rf.	Cady, c.	Devore, lf. & rf.
Lapp, c.	Burns, lf.	Carrigan, c.	Becker, cf.
Bender, p.	McLean, c.	Wood, p.	Meyers, c.
Plank, p.	Wilson, c.	Bedient, p.	Wilson, c.
Bush, p.	Meyers, c.	Hall, p.	Mathewson, p.
	Mathewson, p.	Collins, p.	Marquard, p.
	Marquard, p.	O'Brien, p.	Tesreau, p.
	Demaree, p.	Henrikseñ.	Ames, p.
	Tesreau, p.	Ball.	Crandall, p.
	Cooper	Engle.	McCormick.
	Crandall, p.		
	McCormick, f.		
	Grant, f.		
1911		1910	
<i>Athletics, Amer.</i>	<i>N. Y. National</i>	<i>Athletics, Amer.</i>	<i>Chicago National.</i>
Davis, 1b.	Merkle, 1b.	Davis, 1b.	Chance, 1b.
Collins, 2b.	Doyle, 2b.	Collins, 2b.	Zimmerman, 2b.
Baker, 3b.	Herzog, 3b.	Baker, 3b.	Steinfeldt, 3b.
Barry, ss.	Fletcher, ss.	Barry, ss.	Tinker, ss.
Lord, lf.	Devore, lf.	Lord, cf. & lf.	Sheckard, lf.
Oldring, cf.	Snodgrass, cf.	Hartsel, lf.	Hofman, cf.
Murphy, rf.	Murray, rf.	Strunk, cf.	Schulte, rf.
Thomas, c.	Becker, cf.	Murphy, rf.	Kling, c.
Lapp, c.	Meyers, c.	Thomas, c.	Archer, c. & 1b.
Bender, p.	Wilson, c.	Lapp, c.	Overall, p.
Coombs, p.	Mathewson, p.	Coombs, p.	McIntire, p.
Plank, p.	Marquard, p.	Bender, p.	Brown, p.
McInnes, 1b.	Crandall, p.		Richie, p.
Strunk, cf.	Wiltse, p.		Reulbach, p.
	Ames, p.		Pfiester, p.
			Cole, p.
			Beaumont.
			Needham.
1909		1908	
<i>Pitts. National.</i>	<i>Detroit Amer.</i>	<i>Chicago National.</i>	<i>Detroit Amer.</i>
Abstein, 1b.	Tom Jones, 1b.	Chance, 1b.	Rossman, 1b.
Miller, 2b.	Delehanty, 2b.	Howard, 1b.	Downs, 2b.
Byrne, 3b.	Moriarity, 3b.	Evers, 2b.	Schaefer, 2b. & 3b.
Leach, 3b. & f.	O'Leary, 3b.	Steinfeldt, 3b.	Coughlin, 3b.
Wagner, ss.	Bush, ss.	Tinker, ss.	O'Leary, ss.
Clarke, f.	McIntyre, f.	Sheckard, f.	McIntyre, f.
Hyatt, f.	D. Jones, f.	Hofman, f.	Crawford, f.
Wilson, f.	Crawford, f. & 1b.	Schulte, f.	Cobb, f.
Gibson, c.	Cobb, f.	Kling, c.	Jones, D., f.
Adams, p.	Schmidt, c.	Brown, p.	Schmidt, c.
Camnitz, p.	Stanage, c.	Reulbach, p.	Thomas, c.
Willis, p.	Mullin, p.	Pfiester, p.	Killian, p.
Maddox, p.	Donovan, p.	Overall, p.	Summers, p.
Leifield, p.	Summers, p.		Donovan, p.
Phillippe, p.	Works, p.		Mullin, p.
O'Connor.	Willett, p.		Winters, p.
Abbatichio.			

1907		1906	
<i>Chicago National.</i>	<i>Detroit Amer.</i>	<i>Chicago American</i>	<i>Chicago National.</i>
Chance, 1b.	Rossman, 1b.	Donohue, 1b.	Chance, 1b.
Howard, 1b.	Schaefer, 2b.	Isbell, 2b.	Evers, 2b.
Evers, 2b.	Coughlin, 2b.	Rohe, 3b.	Steinfeldt, 3b.
Steinfeldt, 3b.	O'Leary, ss.	Tannehill, ss.	Tinker, ss.
Tinker, ss.	Jones, D., f.	Davis, ss.	Sheckard, f.
Sheckard, f.	Crawford, f.	Dougherty, f.	Hofman, f.
Slagle, f.	Cobb, f.	Jones, f.	Schulte, f.
Schulte, f.	Schmidt, c.	Hahn, f.	Kling, c.
Hofman, f.	Payne, c.	Sullivan, c.	Brown, p.
Kling, c.	Archer, c.	White, p.	Reulbach, p.
Brown, p.	Killian, p.	Owen, p.	Pfeister, p.
Reulbach, p.	Mullin, p.	Walsh, p.	Overall, p.
Pfeister, p.	Donovan, p.	Altrock, p.	
Overall, p.	Siever, p.		

1905		1903	
<i>N. Y. National.</i>	<i>Athletics, Amer.</i>	<i>Boston Americans</i>	<i>Pitts. National.</i>
McGann, 1b.	Davis, 1b.	LaChance, 1b.	Bransfield, 1b.
Gilbert, 2b.	Murphy, 2b.	Ferris, 2b.	Ritchey, 2b.
Devlin, 3b.	Lave Cross, 3b.	Collins, 3b.	Leach, 3b.
Dahlen, ss.	Monte Cross, ss.	Parent, ss.	Wagner, ss.
Mertes, f.	Hartsel, f.	Dougherty, f.	Clarke, f.
Donlin, f.	Lord, f.	Stahl, f.	Beaumont, f.
Browne, f.	Seybold, f.	Freeman, f.	Sebring, f.
Bresnahan, c.	Schreckengost, c.	Criger, c.	Phelps, c.
Mathewson, p.	Powers, c.	Farrell, c.	Smith, c.
McGinnity, p.	Plank, p.	Young, p.	Phillippe, p.
Ames, p.	Bender, p.	Dineen, p.	Leever, p.
	Coakley, p.	Hughes, p.	Vail, p.
			Kennedy, p.
			Thompson, p.

1897		1896	
<i>Baltimore.</i>	<i>Boston.</i>	<i>Baltimore.</i>	<i>Cleveland.</i>
Doyle, 1b.	Tenney, 1b.	Doyle, 1b.	Tebeau, 1b.
Reitz, 2b.	Lowe, 2b.	Reitz, 2b.	Childs, 2b.
McGraw, 3b.	Collins, 3b.	McGraw, 3b.	McGarr, 3b.
Jennings, ss.	Long, ss.	Jennings, ss.	McKean, ss.
Kelley, f.	Duffy, f.	Kelley, f.	Burkett, f.
Stenzel, f.	Hamilton, f.	Brodie, f.	McAleer, f.
Keeler, f.	Stahl, f.	Keeler, f.	Blake, f.
Robinson, c.	Bergen, c.	Robinson, c.	Zimmer, c.
Bowerman, c.	Ganzel, c.	Clarke, c.	Chamberlain, p.
Nops, p.	Klobedanz, p.	Corbett, p.	Young, p.
Corbett, p.	Nichols, p.	Hoffer, p.	Cuppy, p.
Hoffer, p.	Hickman, p.		Wallace, p.
	Stivetts, p.		

1895		1894	
<i>Cleveland.</i>	<i>Baltimore.</i>	<i>New York.</i>	<i>Baltimore.</i>
Tebeau, 1b.	Carey, 1b.	Doyle, 1b.	Brouthers, 1b.
Childs, 2b.	Gleason, 2b.	Ward, 2b.	Reitz, 2b.
McGarr, 3b.	McGraw, 3b.	Davis, 3b.	McGraw, 3b.
McKean, ss.	Jennings, ss.	Fuller, ss.	Jennings, ss.
Burkett, f.	Kelley, f.	Burke, f.	Kelley, f.
McAleer, f.	Brodie, f.	Van Haltren, f.	Brodie, f.
Blake, f.	Keeler, f.	Tiernan, f.	Keeler, f.
Zimmer, c.	Robinson, c.	Farrell, c.	Bonner, f.
Young, p.	Clarke, c.	Rusie, p.	Robinson, c.
Cuppy, p.	Hoffer, p.	Meekin, p.	Gleason, p.
	McMahon, p.		Esper, p.
	Esper, p.		Hemming, p.
			Hawke, p.

1892		1890	
<i>Boston.</i>	<i>Cleveland.</i>	<i>Brooklyn.</i>	<i>Louisville.</i>
Tucker, 1b. Quinn, 2b. Nash, 3b. Long, ss. Lowe, f. Duffy, f. McCarthy, f. Kelly, c. Ganzel, c. Bennett, c. Nichols, p. Stivetts, p. Staley, p.	Virtue, 1b. Childs, 2b. Tebeau, 3b. McKean, ss. Burkett, f. McAlear, f. O'Connor, f. Zimmer, c. Young, p. Cuppy, p. Clarkson, p.	Foutz, 1b. Collins, 2b. Pinckney, 3b. Smith, ss. O'Brien, f. Corkhill, f. Burns, f. Donovan, f. Daly, c. Bushong, c. Clark, c. Lovett, p. Carruthers, p. Terry, p. Hughes, p.	Taylor, 1b. Shinnock, 2b. Raymond, 3b. Tomney, ss. Hamburg, f. Weaver, f. Wolf, f. Ryan, c. Weckbaker, c. Stratton, p. Ehret, p. Dailey, p. Meekin, p.
1889		1888	
<i>New York.</i>	<i>Brooklyn.</i>	<i>New York.</i>	<i>St. Louis.</i>
Connor, 1b. Richardson, 2b. Whitney, 3b. Ward, ss. O'Rourke, f. Gore, f. Tiernan, f. Ewing, c. Brown, c. Keefe, p. Welch, p. Crane, p. O'Day, p.	Foutz, 1b. Collins, 2b. Pinckney, 3b. Smith, ss. O'Brien, f. Corkhill, f. Brown, f. Bushong, c. Visner, c. Clark, c. Terry, p. Carruthers, p. Lovett, p. Hughes, p.	Connor, 1b. Richardson, 2b. Whitney, 3b. Ward, ss. O'Rourke, f. Slattery, f. Tiernan, f. Ewing, c. Brown, c. Murphy, c. Welch, p. Crane, p. Keefe, p. George, p.	Comiskey, 1b. Robinson, 2b. Latham, 3b. White, ss. O'Neill, f. Lyons, f. McCarthy, f. Milligan, c. King, p. Chamberlain, p.
1887		1886	
<i>Detroit.</i>	<i>St. Louis.</i>	<i>St. Louis.</i>	<i>Chicago.</i>
Ganzel, 1b. & c. Brouthers, 1b. Dunlap, 2b. White, 3b. Rowe, ss. Thompson, f. Hanlon, f. Richardson, f. Twitchell, f. Bennett, c. Getzein, p. Baldwin, p. Conway, p.	Comiskey, 1b. Robinson, 2b. Latham, 3b. Gleason, ss. O'Neill, f. Welch, f. Foutz, f. & p. Bushong, c. Boyle, c. Carruthers, p. King, p.	Comiskey, 1b. Robinson, 2b. Latham, 3b. Gleason, ss. Welch, f. Foutz, f. & p. O'Neill, f. Bushong, c. Carruthers, p. Hudson, p.	Anson, 1b. Pfeffer, 2b. Burns, 3b. Williamson, ss. Dalrymple, f. Gore, f. Ryan, f. Flint, c. Kelly, c. Clarkson, p. McCormick, p.
1885		1884	
<i>Chicago.</i>	<i>St. Louis.</i>	<i>Providence.</i>	<i>Metropolitans.</i>
Anson, 1b. Pfeffer, 2b. Williamson, 3b. Burns, ss. Dalrymple, f. Gore, f. Kelly, f. Sunday, f. Flint, c. Clarkson, p. McCormick, p.	Comiskey, 1b. Robinson, 2b. Latham, 3b. Gleason, ss. Welch, f. Nicol, f. O'Neill, f. Bushong, c. Carruthers, p. Foutz, p.	Start, 1b. Farrell, 2b. Denny, 3b. Irwin, ss. Carroll, f. Hines, f. Radford, f. Gilligan, c. Nava, c. Radbourne, p. Sweeney, p.	Orr, 1b. Troy, 2b. Esterbrook, 3b. Nelson, ss. Kennedy, f. Roseman, f. Brady, f. Holbert, c. Reipschlager, c. Keefe, p. Lynch, p.



# National Association of Professional Base Ball Leagues

Met at Chicago, September 6, 1901; organization perfected in New York City October 24, 1901.

## OFFICERS, 1901 TO 1913, INCLUSIVE.

First President (1901 to 1908, 7 years)—P. T. Powers, New York City.

Second President (1909)—M. H. Sexton, Rock Island, Ill. Re-elected November 16, 1910, for 5 years.

First Secretary (1901)—John H. Farrell, Auburn, N. Y. Re-elected November 16, 1910, for 10 years.

## BOARD OF ARBITRATION.

J. H. Farrell, Chairman and Secretary.

J. H. O'Rourke, 1902-13.

T. H. Murnane, 1902-13.

W. M. Kavanaugh, 1903-13.

Frank R. Carson, 1909-13.

Norris R. O'Neil, 1911-13.

M. E. Justice, 1911-13.

A. T. Baum, 1912.

Charles F. Moll, 1912.

E. G. Barrow, 1912.

T. M. Chivington, 1912.

## MEMBERS IN PREVIOUS YEARS.

M. H. Sexton, 1902-10.

W. H. Lucas, 1902-04.

J. B. Nicklin, 1902.

Eugene F. Bert, 1905-07.

George Tebeau, 1905.

H. C. Griffiths, 1905.

D. M. Shively, 1906-10.

Joseph D. O'Brien, 1907-08.

J. Cal Ewing, 1908-12.

C. R. Williams, 1911.

## ASSOCIATION MEMBERSHIP, 1913.

Giving Date of Admission and Duration of Membership in Organization.

	Date	Yrs.		Date	Yrs.
American Association.....	1903	11	New England League.....	1902	12
Appalachian League.....	1911	3	New York and New Jersey League.....	1913	1
Border League.....	1912	2	New York State League.....	1902	12
California State League.....	1913	1	North Carolina (Carolina Association, 1908-12).....	1908	6
Canadian League.....	1911	3	Northern League.....	1913	1
Central Association.....	1904	10	†Northwestern League.....	1902	12
Central League.....	1903	11	Ohio State League.....	1908	6
*Cotton States League.....	1902	11	Pacific Coast League.....	1906	8
Eastern Assoc'n (Connecticut League, 1902-12).....	1902	12	Southern Association.....	1902	12
Empire State League.....	1913	1	South Atlantic League.....	1904	10
Georgia-Alabama League.....	1913	1	†Southern California League.....	1913	1
Illinois-Iowa-Indiana League.....	1902	12	Southern Michigan Asso'n... ..	1906	8
Illinois-Missouri League.....	1908	6	Texas League.....	1907	7
International League (Eastern League, 1902-11).....	1902	12	Texas-Oklahoma League.....	1911	3
†Interstate League.....	1913	1	Tri-State League.....	1907	7
Kansas State League (Central Kansas League, 1909-12) ...	1909	5	Union Association.....	1911	3
Kentuc'y-Illinois-Tenn. League	1910	4	Virginia Association.....	1906	8
Michigan State League.....	1910	4	Western League.....	1902	12
Nebraska State League.....	1910	4	Western-Tri-State League... ..	1912	2
New Bruns'k-Maine League..	1913	1	Western Canada League.....	1907	7
			Wisconsin-Illinois League... ..	1905	9

\* Did not play in 1909. † Pacific Northwest League, 1902;

† Did not finish season. Pacific National League, 1903-4.

MEMBERS IN PREVIOUS YEARS

Organization	Years	Length of Membership	Organization	Years	Length of Membership
Arkansas and Texas League.....	1906	1 year	Northeast Arkansas League.....	1909-1910	2 years
Arkansas League.....	1908-1909	2 years	North Texas League.....	1904; 1906	2 years
Atlantic Association.....	1908	1 year	Northern Association.....	1910	1 year
Blue Grass League.....	1909-1912	4 years	Northern League.....	-1905; 1908	4 years
California State.....	1910	1 year	Northern Copper League.....	1906-1907	2 years
Central California.....	1910-1911	2 years	Northern State of Indiana.....	1909; 1912	2 years
Central International League.....	1912	1 year	Ohio-Pennsylvania League.....	1905-1912	8 years
Connecticut Association.....	1910	1 year	Old Dominion League.....	1908	1 year
Copper Country—Soo League.....	1905	1 year	Oklahoma-Arizona-Kansas League.....	1907	1 year
Delta League.....	1904-1905	2 years	Oklahoma-Kansas League.....	1908	1 year
Eastern Carolina League.....	1909-1910	3 years	Oklahoma State League.....	1912	1 year
Eastern Illinois League.....	1906; 1906;	2 years	Oregon State League.....	1904	1 year
Eastern Kansas League.....	1907-1908	2 years	Pennsylvania-Ohio-Maryland League.....	1906-1907	2 years
Gulf Coast League.....	1910-1911	2 years	Pennsylvania and West Virginia League..	1908-1909	2 years
Georgia State League.....	1907-1908	2 years	Pacific National League.....	1903-1904	2 years
Hudson River League.....	1906	1 year	Pacific Northwest League.....	1902	1 year
Indiana-Michigan.....	1903-1907	5 years	Rocky Mountain League.....	1912	1 year
Interstate Association.....	1910	1 year	San Joaquin Valley League.....	1910-1911	2 years
Interstate League.....	1906	1 year	South Carolina League.....	1907-1908	2 years
International League.....	1905-1907	3 years	South Central League.....	1906; 1912	2 years
Inland Empire League.....	1909	1 year	Southeastern League.....	1910-1912	3 years
Iowa State League (now Central Assn.)..	1908	1 year	Southern California Trolley League.....	1910	1 year
Iowa-South Dakota League.....	1904-1907	4 years	South Texas League.....	1903-1907	5 years
Kansas State League.....	1902-1903	2 years	Southwest Iowa League.....	1903	1 year
Kentucky-Indiana-Tennessee League....	1909; 1911	3 years	Southwest Texas League.....	1910-1912	3 years
Minnesota-Wisconsin League.....	1903-1907	5 years	Southwest Washington League.....	1905	1 year
Missouri-Iowa-Kansas League.....	1909-1912	4 years	Southwestern League.....	1904	1 year
Missouri-Kansas League.....	1910-1912	3 years	Virginia Valley.....	1910	1 year
Missouri Valley League (now West. Assn.)	1912	1 year	Virginia-North Carolina League.....	1905	1 year
Missouri State.....	1903-1905	3 years	West Virginia League.....	1910	1 year
Mountain States League.....	1911	1 year	Wisconsin (now Wisconsin-Illinois) League	1905-1907	3 years
New Hampshire League.....	1911-1912	2 years	Western Pennsylvania League.....	1907	1 year
North Carolina League.....	1907	1 year	Western Association.....	1906-1911	6 years

# Base Ball Records

## CATCHERS.

- Record chances accepted—Street, Washington, 1909; 924 chances.
- Record percentage—1904, Joseph Sugden, St. Louis, .990; 1906, J. O'Connor, St. Louis, .990; 1907, Frank Bowerman, New York, .990; 1912, Forrest Cady, Boston, .990; Gibson, Pittsburg, .990.
- Accurate throwing—George Gibson, Pittsburg Nationals, at Cincinnati, O., September 11, 1907.
- Consecutive championship games in major league—George Gibson, Pittsburg, Nationals, season 1909, caught 140 consecutive games.
- Bresnahan, New York National League club, on July 28, 1908, Pittsburg vs. New York, in ten innings did not have a put out or an assist.
- Unusual catching feat—1908, Catcher Charles E. Street, Washington club, succeeded in catching a Base Ball, pitched from window at top of "Washington Monument," distance 542 feet, estimated when ball reached his hands it was traveling at a velocity of 161 ft. a second. In August, 1910, William D. Sullivan, catcher for the Chicago American League club, caught three balls thrown from the Washington monument.

## PITCHERS.

- Successive pitching record—1883, Charles Radbourne, Providence, pitched 37 consecutive games, winning 28.
- Strike-out record in nine-inning game—National League: 1883, Charles Sweeney, Providence, against Boston, striking out 21 batsmen. American League; July 18, 1904, Glade, St. Louis, vs. Washington, struck out 16 batsmen; July 29, 1908, Waddell St. Louis vs. Athletics, struck out 16 batsmen. Minor League: August 21, 1909, Wm. Mitchell, San Antonio vs. Galveston, striking out 20 batsmen.
- Greatest number of games pitched in a season—Radbourne, Providence, 1884, 72 games; Clarkson, Boston, 1889, 72 games.
- Pitcher giving greatest number of "base on balls" in a season—1892, Rusie, New York, 261.
- Greatest number of strike-outs in a season by pitcher—343, by Waddell, Athletics, in 1904.
- Highest per cent games won since 1871 in National and American Leagues—1875, A. G. Spalding, Boston, .899.
- Consecutive victories—Major league: Keefe, New York Nationals, 1889, 19 games; Wood, Boston Americans, 1912, 17 games; Marquard, New York Nationals, 1912, 19 games.
- In 1908 Pitcher Durham of Indianapolis, American Association, pitched 5 double-headers, winning all 10 games.
- Pitcher Justus of Lancaster, Ohio State League, in 1908 pitched 4 no-hit games.
- Curve pitching first used by William Arthur Cummings in 1867.
- Overhand pitching authorized in 1884.
- Pitcher Charles Bomar of the Decatur club, I.-I.-I. League, in 1907 made a remarkable record. In the last twenty-two games that he pitched up to September 9, he won 20 and tied the other two. Not a defeat in 22 games.
- William Hart of the Southern Association pitched continuously for twenty-six seasons, starting at Chattanooga in 1885, and finishing in Chattanooga, 1910.
- September 4, 5 and 7. 1908. Johnson, Washington pitcher, shut out New York three days, pitching 27 innings without a run.
- September 26, 1908, Reulbach of Chicago Nationals pitched a double-header against Brooklyn and shut out the latter in both games.
- May 11, 1909, Fred Toney, of Winchester Blue Grass League, pitched seventeen innings against the Lexington team without a hit and striking out 19 men. Score 1—0.
- First four years of the Boston Nationals A. G. Spalding pitched all the games.

April 20, 1912, Scott, Chicago Nationals, and Baumgardner, St. Louis Americans, pitched 15 innings, no score; St. Louis 6 hits, Chicago 9 hits.

September 7, 1912, Wolfgang, Lowell, Mass., pitcher, in ten innings against Lynn, did not allow a player to reach first base.

### FIRST BASEMEN.

Record percentage, fielding—1910, F. L. Chance, Chicago, .996.

Record chances accepted—Donahue of Chicago Americans, 1907; 1,986 chances.

Record chances accepted in a single game—Donahue, of Chicago Americans, September 21, 1905, at New York, 23 chances.

Smallest number of chances by first basemen—At New York, May 23, 1906, in the New York-Chicago American League game of that date, a major league record was made. Jiggs Donahue of Chicago had but one chance at first base, an assist, which he accepted in the eighth inning.

### SECOND AND THIRD BASEMEN, SHORTSTOPS AND FIELDERS.

Record percentage, fielding—

Second basemen—1905, N. Lajoie, Cleveland, .991.

Third basemen—1912, Lobert, Philadelphia, .976.

Shortstop—Turner, Cleveland, .973 in 1910.

Left fielders—1906, P. Dougherty, Chicago, .987; 1907, Fred Clarke, Pittsburgh, .987.

Center fielders—1904, Harry Bay, Cleveland, .990; 1912, Strunk, Philadelphia Americans, .990; 1913, T. Leach, Chicago, .990.

Right fielders—1908, F. Schulte, Chicago, .992.

Record chances accepted—

By second basemen—Lajoie of Cleveland Americans, 1908; 988 chances.

By third basemen—Collins of Boston Nationals, 1899; 601 chances.

By shortstops—Allen of Philadelphia Nationals, 1892; 955 chances.

By fielders—Slagle of Washington, 1899; 424 chances.

F. Clarke, Pittsburgh, established a record of making 4 assists from the outfield in one game, August 23, 1910. Clarke made ten put-outs in left field April 25, 1911, at St. Louis.

George McBride, Washington, July 3, 1912, did not have a put-out or an assist at shortstop.

### BATTING RECORDS.

Greatest number of times at bat—Brown of Louisville, 1892, 658 times.

Greatest number of one-base hits—T. R. Cobb, Detroit, 1911, 248.

Fungo hitting—M. Mitchell, Cincinnati Nationals, September 11, 1907; distance, 413 feet 8 1-2 inches; Ed Walsh, Chicago Americans, Comiskey Field Day, September 30, 1911; distance, 419 feet 1-2 inch.

Bunt and run to first base—John Thoney, Toronto, Eastern League, September 11, 1907, time 3 1-5 seconds; Shaw of St. Louis National League, at Cincinnati, October 4, 1908, time 3 1-5 seconds; Austin of St. Louis American League, also 3 1-5 seconds.

Greatest number of hits in one game since 1876—36, Philadelphia National League club, off pitcher John Wadsworth of Louisville.

Greatest number of home runs in one season—Major league: 1889, John Freeman of Washington, 25 home runs.

Batting record for single game—Major league: July 22, 1899, Beaumont, Pittsburg, 6 hits in 6 times at bat off W. Piatt; Delehanty, Philadelphia, July 13, 1896, off Terry, Chicago, in 5 times at bat made 4 home runs and 1 single. Minor league: Bottenus, Buffalo, 1895, in 5 times at bat made 4 home runs and 1 two-base hit. Jackley, Ironton, September 9, 1913, in 5 times at bat made 5 hits, including 4 home runs, off Hart, Hamilton.

Club batting record—Minor league: Corsicana club, Texas League, claim this record, game of July 14, 1902, Corsicana vs. Texarkana, score 54 to 2. There was made 10 two-base hits, 12 three-base hits, 19 home runs.

Robert Lowe, William Bottenus, Daniel Brouters and Edward Delehanty are credited with each having a record of driving out 4 home runs in a single game.

Highest batting percentage in major league—J. E. O'Neill, St. Louis, American Association, 1887; .492.

Record batting percentage, National League, from 1876, 25 or more games—Hugh Duffy, 1894, percentage of .433.

In 1907, Chase, New York Americans, batted safely in 27 consecutive games.

Greatest "total bases" in one game—May 13, 1895, R. Lowe, off Chamberlain, 4 home runs and 1 single, total 17; July 13, 1896, E. Delehanty, off Terry, Chicago, 4 home runs, 1 single, total 17.

Greatest number of home runs in a game—Major league: 1886, June 12, Detroit-St. Louis, 7; minor league: 1902, July 14, Corsicana, Texas, 19.

In 1911, Clymer, Minneapolis, batted safely for 25 consecutive games.

May 13, 1911, Merkle, New York, made a home run and a two-bagger in one inning against Harmon and Laudermilk, St. Louis, scoring twice himself and driving home five runs, a total of seven in one inning.

April 11, 1912, New York Nationals made 13 two-base hits against Rucker, Barger and Dent of Brooklyn, in Brooklyn, ground rules prevailing.

## PITCHING RECORDS.

### NO-HIT GAMES—NO PLAYER REACHING FIRST BASE..

1876—First no-hit game in the history of Base Ball, August 17, James Galvin, St. Louis Reds, against Cass club of Detroit, not a man reaching first, at Iona, Mich.

1879—Richmond (Worcester) vs. Chicago, June 2.  
Richmond (Worcester) vs. Springfield, July 23.

1880—Richmond (Worcester) vs. Cleveland, June 12.  
John M. Ward (Providence) vs. Buffalo, June 17.

1904—Denton T. Young (Boston) vs. Athletics, May 5.

1906—Thomas Fisher (Shreveport, Southern Association) vs. Montgomery, September 1.

1908—Charles Evans (Hartford, Connecticut League) vs. Bridgeport, July 21.  
A. Joss (Cleveland) vs. Chicago, October 2.

### NO-HIT GAMES IN MAJOR LEAGUES.

1880—Richmond (Worcester) vs. Cleveland, June 12.

Ward (Providence) vs. Buffalo, June 17.

Corcoran (Chicago) vs. Boston, August 19.

Galvin (Buffalo) vs. Worcester, August 20.

1882—Mullane (Louisville) vs. Cincinnati, September 11.

Corcoran (Chicago) vs. Worcester, September 20.

Hecker (Louisville) vs. Pittsburg, September 19.

1883—Radbourne (Providence) vs. Cleveland, June 25.

Dailey (Cleveland) vs. Philadelphia, September 13.

1884—Corcoran (Chicago) vs. Providence, July 27.

Galvin (Buffalo) vs. Detroit, August 4.

McKeon (Indianapolis) vs. Cincinnati, May 6.

Atkissen (Athletics) vs. Pittsburg, May 24.

Morris (Columbus) vs. Pittsburg, May 29.

Mountain (Columbus) vs. Washington, June 13.

1885—Clarkson (Chicago) vs. Providence, July 27.

Ferguson (Philadelphia) vs. Providence, August 29.

1886—Terry (Brooklyn) vs. St. Louis, July 24.

Atkissen (Athletics) vs. Metropolitans, May 1.

Kilroy (Baltimore) vs. Pittsburg, October 6.

1888—Terry (Brooklyn) vs. Louisville, May 27.

Porter (Kansas City) vs. Baltimore, June 6.

Seward (Athletics) vs. Cincinnati, June 26.

Weyhing (Athletics) vs. Kansas City, July 31.

1890—King (Chicago) vs. Brooklyn, June 21.

Titcomb (Rochester) vs. Syracuse, September 15.

1891—Lovett (Brooklyn) vs. New York, June 22.

Rusie (New York) vs. Brooklyn, July 31.

Breitenstein (Louisville) vs. St. Louis, October 4.

1892—Stivetts (Boston) vs. Brooklyn, August 6.

Sanders (Louisville) vs. Baltimore, August 22.

Jones (Cincinnati) vs. Pittsburg, October 15.

1893—Hawke (Baltimore) vs. Washington, August 16.

1897—Cy Young (Cleveland) vs. Cincinnati, September 13.

1898—Breitenstein (Cincinnati) vs. Pittsburg, April 22

Hughes (Baltimore) vs. Boston, April 22.

Thornton (Chicago) vs. Boston, July 8.

Thornton (Chicago) vs. Brooklyn, August 21.

- 1899—Phillippe (Louisville) vs. New York, May 28.  
 Gray (Buffalo) vs. Indianapolis, May 8.  
 Newton (Indianapolis) vs. Milwaukee, June 9.  
 Willis (Boston) vs. Washington, August 7.
- 1901—Hahn (Cincinnati) vs. Philadelphia, July 12.  
 Mathewson (New York) vs. St. Louis, July 15.
- 1902—Callahan (Chicago) vs. Detroit, September 20.
- 1903—Fraser (Philadelphia) vs. Chicago, September 18.
- 1904—D. T. (Cy) Young (Boston) vs. Philadelphia, May 5.  
 Tannehill (Boston) vs. Chicago, August 17.
- 1905—Mathewson (New York) vs. Chicago, June 13.  
 Henley (Philadelphia) vs. St. Louis, July 22.  
 Dineen (Boston) vs. Chicago, September 27.  
 Smith (Chicago) vs. Detroit, September 6.
- 1906—Lush (Philadelphia) vs. Brooklyn, May 3.  
 Eason (Brooklyn) vs. St. Louis, July 20.
- 1907—Pfeffer (Boston) vs. Cincinnati, May 8.  
 Maddox (Pittsburg) vs. Brooklyn, September 20.
- 1908—D. T. (Cy) Young (Boston) vs. New York, June 30.  
 Wiltse (New York) vs. Philadelphia, July 4.  
 Rucker (Brooklyn) vs. Boston, September 5.  
 Rhoades (Cleveland) vs. Boston, September 18.  
 Smith (Chicago) vs. Athletics, September 20.  
 Joss (Cleveland) vs. Chicago, October 2.
- 1909—April 15, opening day of season in New York, Ames, New York, pitched nine innings against Brooklyn, the latter not making a hit in that time but New York losing the game in the 13th inning.
- 1910—Joss (Cleveland) vs. Chicago, April 20 (no run).  
 Bender (Philadelphia) vs. Cleveland, May 12 (no run).
- 1911—Wood (Boston) vs. St. Louis, July 29.  
 Walsh (Chicago) vs. Boston, August 27.
- 1912—Mullin (Detroit) vs. St. Louis, July 4.  
 Hamilton (St. Louis) vs. Detroit, August 30.  
 Tesreau (New York) vs. Philadelphia, September 6.

### TEN INNINGS WITH NO HITS.

- 1889—Kimber (Brooklyn) vs. Toledo, October 1.
- 1890—King (Chicago) vs. Brooklyn, June 21, 2—0. King lost—runs scored on errors.
- 1906—McIntyre (Brooklyn) vs. Pittsburg. Pittsburg won in the 11th inning.
- 1908—Wiltse (New York Nationals) vs. Philadelphia, July 4, 1—0.

### BASE BALL GAME RECORDS.

- First "1 to 0" professional game—May 12, 1875, at St. Louis; Chicago 1, St. Louis 0.
- Greatest number of runs in a major league game since 1876—June 29, 1897; Chicago vs. Louisville; 36—7.
- Longest game—Major league: Athletics vs. Boston American League, at Boston, September 1, 1906, 24 innings, 4—1; Chicago vs. Philadelphia, August 24, 1905, 20 innings, 2—1. Minor league: At Bloomington, Ill., I.I.I. league, May 31, 1909, Decatur vs. Bloomington, 26 innings, 2—1. Pitchers, Burns, Decatur; Clark, Bloomington. At Adrian, South Michigan League, July 17, 1913, Battle Creek vs. Adrian, 20 innings, 1—1. Pitchers, McDonald, Battle Creek; Loomis, Adrian. At Jersey City, N. J., International League, August 12, 1913, Jersey City vs. Toronto, 20 innings, 0—0. Pitchers, Thompson and Brandon, Jersey City; Hearne, Toronto.
- Greatest number of championship games in one day—Major league: Three games, September 1, 1890; Brooklyn vs. Pittsburg, National League, 10—9, 3—2, 8—4. Minor league: September 27, 1908, three games; Tacoma vs. Spokane, Northwestern League: 4—1, 7—0, 7—3. In 1899, in the New England League, five games were recorded played by Manchester on Labor Day; the fifth started near twilight, being forfeited to Manchester.
- Largest attendance—Major league: October 14, 1911, New York Nationals vs. Athletics, at New York City, world championship series, 38,281.

- Minor league: September 1, 1907, at Columbus, O., American Association, Columbus vs. Toledo, 20,531.
- Player who played in greatest number of championship games during a season—Major league: Barrett of Detroit, American League, 1904, 162 games. Minor league: Haley, Oakland, Pacific Coast League, 1907, 201 games.
- Largest receipts, championship game—October 14, 1911, at New York City, world's series, \$77,359.
- Greatest number of consecutive games won—Major league: 20 games, Providence, National League, 1884; 19 games, Chicago, American League, 1906, 19 games. Minor league: 28 games, Corsicana, Texas League, 1902, May 28 to June 23.
- Greatest number of consecutive games lost—26 games, Louisville, American Association, 1889; 23 games, Pittsburg, National League, 1890; 20 games, Boston, American League, 1906.
- June 14, 1906—Brooklyn team against Pittsburg made as many assists as put-outs, 27.
- Unassisted triple plays—Paul Hines, Providence, R. I., May 8, 1878; Harry O'Hagan, Rochester, at Jersey City, August 18, 1902; Larry Schlafly, at Portland, Ore., June 10, 1904; Murch, Manchester, at New Bedford, September 6, 1906; Neal Ball, Cleveland, at Cleveland, O., July 19, 1909; Carlisle, Vernon, Cal., at Los Angeles, 1911; Calvert, Woodburn, at Woodburn, Ore., 1911.
- April 15, 1909—At New York, the New York outfielders, playing Brooklyn, did not have a put-out in 13 innings.
- Record of shortest game—32 minutes, September 17, 1910, Atlanta vs. Mobile, at Atlanta, Ga. (nine full innings), Mobile winning, 2—1.
- Greatest number of runs in one season by an individual—Cobb, Detroit, 1911, 147 runs.
- Greatest number of runs in one inning—Major league: Chicago scored 18 runs in seventh inning against Detroit, September 6, 1883. Weidman and Burns were the Detroit pitchers.
- Greatest number of assists from outfield in one game—Miller, Cincinnati, five against Philadelphia, 1896.
- Pittsburg, in 1911, made 28 assists in one game against New York.
- Greatest number of victories in a major league playing season—116 games, Chicago Nationals, 1906.
- Longest playing season—California League, 1901, March 31 to December 1.
- Consecutive game "shut outs"—Pittsburg club, National League, 1903; June 2, vs. New York, 7—0; June 3, vs. New York, 5—0; June 4, vs. Boston, 5—0; June 5, vs. Boston, 9—0; June 6, vs. Boston, 4—0; June 8, vs. Philadelphia, 2—0.
- Consecutive extra inning contests in as many consecutive days between same clubs—1908, September 9, at Detroit, Detroit-Chicago, 7—6, 12 innings; September 10, at Detroit, Detroit-Chicago, 6—5, 10 innings; September 11, at Detroit, Chicago-Detroit, 4—2, 11 innings; September 12, at Detroit, Chicago-Detroit, 2—1, 10 innings.
- League record shut-out games—American League, 145 games in 1909.
- National League had 163 "shut-out" games in 1908.
- Cincinnati "Reds" in 1869 played the season without a defeat, winning 81 games.
- Longest games, 1 to 0—Major league: National League, August 17, 1882, Providence 1, Detroit 0, 18 innings; American League, August 10, 1903, Washington 1, St. Louis 0, 15 innings.
- Largest score—June 8, 1869, at Buffalo, N. Y., Niagaras 209, Columbias 10.
- July 22, 1906, at Cincinnati—Cincinnati vs. Philadelphia, Cincinnati club did not make an "assist," all Philadelphia put-outs being on "flies" or "strikes."
- June 8, 1908—Cleveland vs. Boston, at Cleveland, in fifth inning, 10 runs scored, nine (9) hits were made and each player who made a hit scored a run.
- Cleburne and Ft. Worth, Texas League, July 17, 1906, made minor league record of playing 20 innings without either side scoring—game called account darkness.
- At Alexandria, Ind., October 8, 1911. Alexandria and Portland, Ind., played and neither team made a hit. The score was 1 to 0, Lindsley of Alexandria reaching first on an error, stealing second and third and scoring on a sacrifice fly.
- On May 11, 1911, 126 runs were made in the major leagues; total number

of base hits 177. American League made 51 runs and National League 75; American League made 86 hits and National League 91.

### BASE RUNNING RECORDS.

Circling the bases—Lobert, of Cincinnati National League Club, at Cincinnati, October 12, 1910; time 13 4-5 seconds.

Triple steals—September 26, 1905; St. Louis-Athletic game; Padden, Sugden and Burkett. April 27, 1908; Athletic-Washington game; Davis, Coombs and Oldring.

Greatest number of stolen bases in a season—Harry Stovey, Athletics, in 1838; 156 times.

### THROWING RECORDS.

Long distance throw—John Hatfield, in Brooklyn, N. Y., October 15, 1872; distance 400 feet 7 1-2 inches. The throw of Sheldon Lejeune, 426 feet 9 1-2 inches, at Cincinnati, October 12, 1910, was accepted as a record by the authorities.

Accurate throwing—George Gibson, Pittsburg Nationals, at Cincinnati, September 11, 1907.

### FIELDING RECORDS.

#### HIGHEST PERCENTAGES IN MAJOR LEAGUES.

Pitchers—1903, Harry Howell, New York, 1.000; 1904, H. Briggs, Chicago, 1.000; 1905, T. F. Sparks, Philadelphia, 1.000; 1906, L. Ritchie, Philadelphia, 1.000; 1907, A. Dorner, Boston, 1.000; 1908, M. Brown, Chicago, 1.000; 1909, G. McQuillan, Philadelphia, 1.000; 1910, D. T. Young, Cleveland, 1.000; W. D. Scanlon, Brooklyn, 1.000; S. Leever, Pittsburg, 1.000; 1912, C. Robinson, Pittsburg, 1.000; C. Brown, Boston, 1.000; A. Willis, St. Louis, 1.000; George Wiltse, New York, 1.000; A. Adams, Pittsburg, 1.000; J. Coombs, Philadelphia, 1.000; Ed Plank, Philadelphia, 1.000; G. White, Chicago, 1.000; 1913, W. Johnson, Washington, 1.000; R. Caldwell, New York, 1.000; G. Alexander, Philadelphia, 1.000; A. Fromme, New York, 1.000; E. Rixey, Philadelphia, 1.000; O. Crandall, New York, 1.000; G. McQuillan, Pittsburg, 1.000.

Catchers—1904, Joseph Sugden, St. Louis, .990; 1906, J. O'Connor, St. Louis, .990; 1907, Frank Bowerman, New York, .990; 1912, George Gibson, Pittsburg, .990; 1913, B. Whaling, Boston, .990.

First basemen—1910, F. L. Chance, .996.

Second basemen—1905, N. Lajoie, Cleveland, .991.

Third basemen—1912, J. Lobert, Philadelphia, .976.

Shortstop—1910, T. Turner, Cleveland, .973.

Left fielders—1906, P. Dougherty, Chicago, .987; 1907, Fred Clarke, Pittsburg, .987.

Center fielders—1904, Harry Bay, Cleveland, .990; 1912, A. Strunk, Philadelphia, .990; 1913, T. Leach, Chicago, .990.

Right fielders—1908, F. Schulte, Chicago, .992.

### CHANCES ACCEPTED.

By catcher—Schreckengost of Athletics, Philadelphia, in 1905; 899 chances.

By first basemen—Donahue of Chicago Americans, 1907; 1,986 chances.

By second basemen—Lajoie of Cleveland Americans, 1908; 988 chances.

By third basemen—Collins of Boston Nationals, 1899; 601 chances.

By shortstops—Allen of Philadelphia Nationals, 1892; 955 chances.

By fielders—Slagle of Washington, 1899; 424 chances.

### MISCELLANEOUS DATA.

Curve pitching first used by William Arthur Cummings in 1867.

Overhand pitching authorized in 1884.

Ten men played on each club in 1875.

Batsman not permitted to call for high or low ball in 1887.

Called balls put in the rules—1863.

Perry Lipe, manager Richmond, Va., Base Ball club, 1909, has a remarkable Base Ball record for continuous playing. He played in Greenville, Miss., 1903; Macon, Ga., 1904, 1905, 1906, 1907; Richmond, Va., 1908-1909; during this time he participated in every championship game, not missing in this period an inning except the ninth inning in game June 10, 1909, when he was put out of the game. During these seven years he has officiated as manager 1906-7-8-9.



**MAJOR LEAGUE LEADERS IN EXTRA BASE HITS**

National.		TWO-BASE HITS.	American.	
1902—Wagner, Pittsburg	32	H. Davis, Athletics	43	
1903—Clarke, Pitts.; Steinfeldt, Cin.; Mertes, N. Y.	32	Seybold, Athletics	43	
1904—Wagner, Pittsburg	44	Lajoie, Cleveland	50	
1905—Seymour, Cincinnati	40	H. Davis, Athletics	47	
1906—Wagner, Pittsburg	38	Lajoie, Cleveland	49	
1907—Wagner, Pittsburg	38	H. Davis, Athletics	37	
1908—Wagner, Pittsburg	39	Cobb, Detroit	36	
1909—Wagner, Pittsburg	39	Crawford, Detroit	35	
1910—R. Byrne, Pittsburg	43	Lajoie, Cleveland	51	
1911—Konetchy, St. Louis	38	Cobb, Detroit	47	
1912—Zimmerman, Chicago	41	Speaker, Boston	53	
1913—J. C. Smith, Brooklyn	40	Jackson, Cleveland	39	

National.		THREE-BASE HITS.	American.	
1902—Crawford, Cincinnati	23	Williams Baltimore	23	
1903—Wagner, Pittsburg	19	Crawford, Detroit	25	
1904—Lumley, Brooklyn	18	C. Stahl, Boston	22	
1905—Seymour, Cincinnati	21	Flick, Cleveland	19	
1906—Clarke, Pittsburg; Schulte, Chicago	13	Flick, Cleveland	22	
1907—Ganzel, Cincinnati; Alperman, Brooklyn	16	Flick, Cleveland	18	
1908—Wagner, Pittsburg	19	Cobb, Detroit	20	
1909—Mitchell, Cincinnati	17	Baker, Athletics	19	
1910—M. Mitchell, Cincinnati	18	Crawford, Detroit	19	
1911—Doyle, New York	25	Cobb, Detroit	24	
1912—Wilson, Pittsburg	36	Jackson, Cleveland	26	
1913—Saier, Chicago	21	Crawford, Detroit	23	

National.		HOME RUNS.	American.	
1902—Leach, Pittsburg	6	Seybold, Athletics	16	
1903—Sheckard, Brooklyn	9	Freeman, Boston	13	
1904—Lumley, Brooklyn	9	L. Cross, Athletics	11	
1905—Odwell, Cincinnati	9	H. Davis, Athletics	8	
1906—Jordan, Brooklyn	12	H. Davis, Athletics	12	
1907—Brain, Boston	10	H. Davis, Athletics	7	
1908—Jordan, Brooklyn	12	Crawford, Detroit	7	
1909—Murray, New York	7	Cobb, Detroit	9	
1910—Schulte, Chic.; Beck, Bos.	10	Stahl, Boston	10	
1911—Schulte, Chicago	21	Baker, Philadelphia	9	
1912—Zimmerman, Chicago	14	Baker, Philadelphia	10	
1913—Cravath, Philadelphia	19	Baker, Philadelphia	12	

National.		STOLEN BASES.	American.	
1900—Barrett, Cincinnati	46	Anderson, Milwaukee	63	
1901—Sheckard, Brooklyn	42	Isbell, Chicago	50	
1902—Wagner, Pittsburg	43	Hartsell, Athletics	54	
1903—Chance, Chic.; Sheckard, Brooklyn	67	H. Bay, Cleveland	46	
1904—Wagner, Pittsburg	53	Flick, Cleveland	42	
1905—Maloney, Chic.; Devlin, New York	59	Hoffman, Athletics	46	
1906—Chance, Chicago	57	Anderson, Wash.; Flick, Cleve.	39	
1907—Wagner, Pittsburg	61	Cobb, Detroit	49	
1908—Wagner, Pittsburg	53	Dougherty, Chicago	47	
1909—Bescher, Cincinnati	54	Cobb, Detroit	76	
1910—Bescher, Cincinnati	70	E. Collins, Athletics	81	
1911—Bescher, Cincinnati	80	Cobb, Detroit	83	
1912—Bescher, Cincinnati	67	Milan, Washington	88	
1913—Carey, Pittsburgh	61	Milan, Washington	74	





# AMERICA'S NATIONAL GAME

## By A. G. SPALDING

PRICE, \$2.00 NET

A book of 600 pages, profusely illustrated with over 100 full page engravings, and having sixteen forceful cartoons by Homer C. Davenport, the famous American artist

The above work should have a place in every public library in this country, as also in the libraries of public schools and private houses.

The author of "America's National Game" is conceded, always, everywhere, and by everybody, to have the best equipment of any living writer to treat the subject that forms the text of this remarkable volume, viz., the story of the origin, development and evolution of Base Ball, the National Game of our country.

Almost from the very inception of the game until the present time—as player, manager and magnate—Mr. Spalding has been closely identified with its interests. Not infrequently he has been called upon in times of emergency to prevent threatened disaster. But for him the National Game would have been syndicated and controlled by elements whose interests were purely selfish and personal.

The book is a veritable repository of information concerning players, clubs and personalities connected with the game in its early days, and is written in a most interesting style, interspersed with enlivening anecdotes and accounts of events that have not heretofore been published.

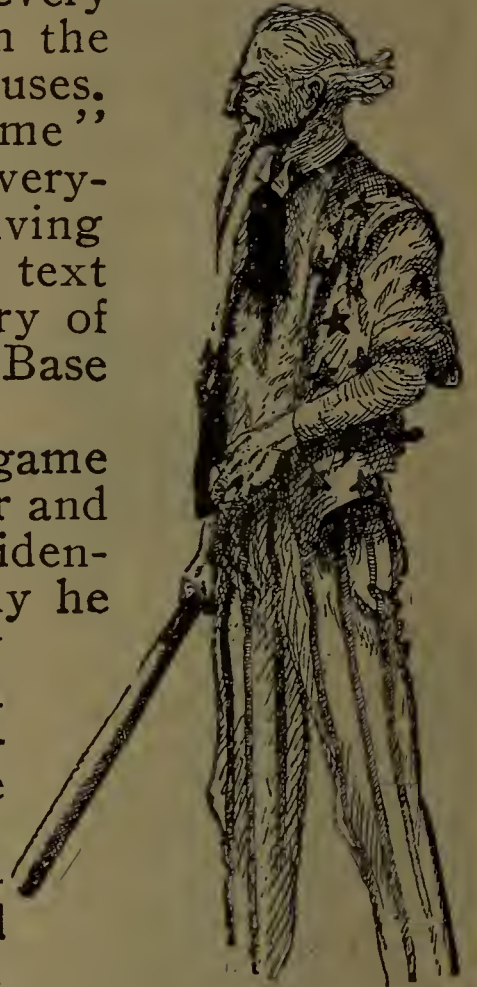
The response on the part of the press and the public to Mr. Spalding's efforts to perpetuate the early history of the National Game has been very encouraging and he is in receipt of hundreds of letters and notices, a few of which are here given.

ROBERT ADAMSON, New York, writing from the office of Mayor Gaynor, says:—"Seeing the Giants play is my principal recreation and I am interested in reading everything I can find about the game. I especially enjoy what you [Mr. Spalding] have written, because you stand as the highest living authority on the game."

BARNEY DREYFUSS, owner of the Pittsburg National League club:—"It does honor to author as well as the game. I have enjoyed reading it very much."

WALTER CAMP, well known foot ball expert and athlete, says:—"It is indeed a remarkable work and one that I have read with a great deal of interest."

JOHN B. DAY, formerly President of the New York Nationals:—"Your wonderful work will outlast all of us."



ACCEPT NO  
SUBSTITUTE

THE SPALDING



TRADE-MARK

GUARANTEES  
QUALITY


REG. U. S. PAT. OFF.

# The Spalding "Official National League" Ball

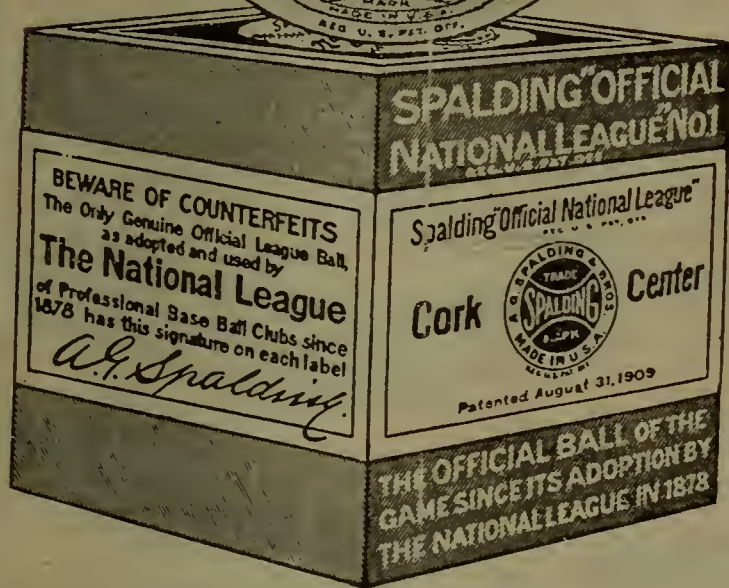
REG. U. S. PAT. OFF.

## PATENT CORK CENTER

PATENTED AUGUST 31, 1909



Adopted by The National League in 1878 and is the only ball used in Championship games since that time and, as made now with Patent Cork Center, has been adopted for twenty years more, making a total adoption of fifty-four years.



This ball has the SPALDING "PATENT" CORK CENTER, the same as used since August 1, 1910, without change in size of cork or construction. Same ball exactly as used in World Series Games of 1910, 1911, 1912 and 1913.

No. 1 { Each, - - \$1.25  
Per Dozen, \$15.00

Each ball wrapped in tinfoil, packed in a separate box, and sealed in accordance with the latest League regulations. Warranted to last a full game when used under ordinary conditions.

THE SPALDING "OFFICIAL NATIONAL LEAGUE" BALL  
HAS BEEN THE OFFICIAL BALL OF THE  
GAME SINCE 1878

Spalding Complete Catalogue of Athletic Goods Mailed Free.

PROMPT ATTENTION GIVEN  
TO ANY COMMUNICATIONS  
ADDRESSED TO US

**A. G. SPALDING & BROS.**  
STORES IN ALL LARGE CITIES

COMPLETE LIST OF STORES  
ON INSIDE FRONT COVER  
OF THIS BOOK

Prices in effect January 5, 1914. Subject to change without notice. For Canadian prices see special Canadian Catalogue

ACCEPT NO  
SUBSTITUTE

THE SPALDING



TRADE-MARK

GUARANTEES  
QUALITY

REG. U. S. PAT. OFF.

# Spalding "Official National League" Jr. Ball

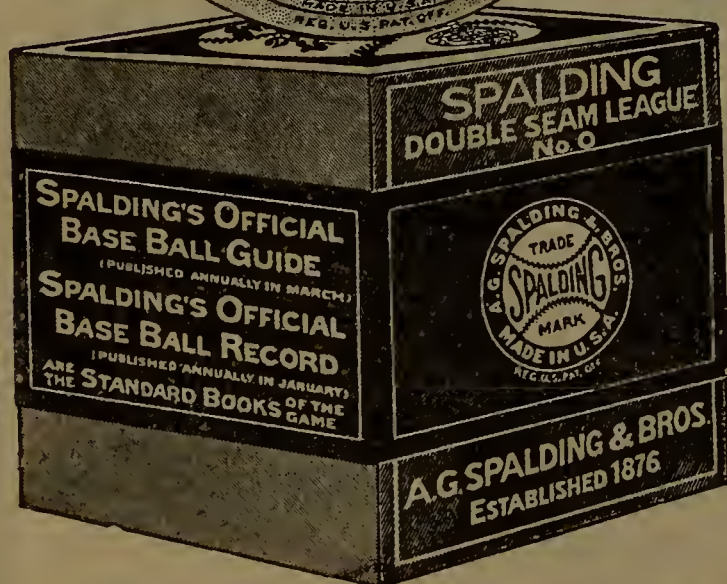

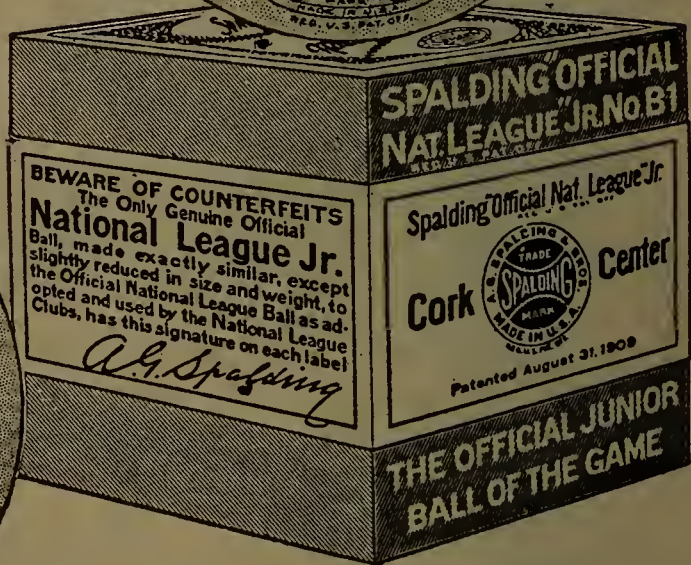
Reg. U.S. Pat. Off.

## PATENT CORK CENTER

Patented August 31, 1909

Made with horse hide cover and in every respect, including patent cork center, same as our "Official National League" (Reg. U.S. Pat. Off.) Ball No. 1, except slightly smaller in size. Especially designed for junior clubs (composed of boys under 16 years of age) and all games in which this ball is used will be recognized as legal games. Warranted to last a full game when used under ordinary conditions.

No. B1. "Official National League" Jr.  
Reg. U.S. Pat. Off. Each, \$1.00



## Spalding Double Seam League Ball

Pure Para Rubber Center

Sewed with double seam, rendering it doubly secure against ripping. The most durable ball made. Horse hide cover, pure Para rubber center, wound with best all-wool yarn. Warranted to last a full game when used under ordinary conditions, but usually good for two or more games.

No. 0. Each, \$1.25 Dozen, \$15.00

Spalding Complete Catalogue of Athletic Goods Mailed Free.

PROMPT ATTENTION GIVEN  
TO ANY COMMUNICATIONS  
ADDRESSED TO US

### A. G. SPALDING & BROS.

STORES IN ALL LARGE CITIES

COMPLETE LIST OF STORES  
ON INSIDE FRONT COVER  
OF THIS BOOK

Prices in effect January 5, 1914 Subject to change without notice. For Canadian prices see special Canadian Catalogue.

ACCEPT NO  
SUBSTITUTE

THE SPALDING



TRADE-MARK

GUARANTEES  
QUALITY

REG. U. S. PAT. OFF.



**Spalding League Rubber Center Ball**

No. 1RC. Horse hide cover, pure Para rubber center, wound with best wool yarn; double stitched red and green. Each, **\$1.00** Doz., **\$12.00**



**Spalding City League**


No. L4. Horsehide cover, and rubber center wound with yarn. Full size and weight. Very well made. Each, **75c.** Doz., **\$9.00**



**Spalding National Association Jr.**

No. B2. Horsehide cover, pure Para rubber center wound with yarn. Slightly under regulation size. Each, **75c.**


Above balls warranted to last a full game when used under ordinary conditions.



**Professional**

**Spalding Professional**


No. 2. Horse hide cover, full size. Carefully selected material; first-class quality. In separate box and sealed. Each, **50c.**



**Public School League**

**Spalding Public School League**


No. B3. Junior size, horse hide cover, rubber center wound with yarn. For practice by boys' teams. Each, **50c.**



**Lively Bounder**

**Spalding Lively Bounder**

No. 10. Horse hide cover Inside is all rubber, liveliest ball ever offered. In separate box and sealed. Each, **25c.**



**Junior Professional**

**Spalding Junior Professional**

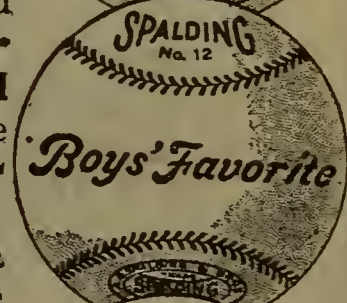
No. 7B. Slightly under regular size. Horse hide cover, very lively. Perfect boys' size ball. In separate box and sealed. Each, **25c.**



**King of the Diamond**

**Spalding King of the Diamond**

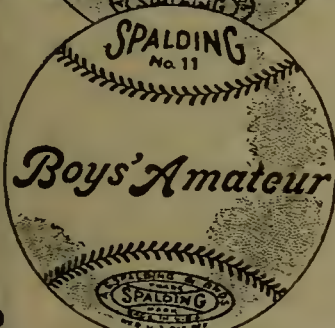
No. 5. Full-size, good material, horse hide cover In separate box. Each, **25c.**



**Boys' Favorite**

**Spalding Boys' Favorite Ball**

No. 12. Lively, two-piece cover. Dozen balls in box. Each, **10c.**



**Boys' Amateur**

**Spalding Boys' Amateur Ball**

No. 11. Nearly regulation size and weight. Best for the money on market. Dozen balls in box. Each, **10c.**



**Rocket**

**Spalding Rocket Ball**

No. 13. Good bounding ball, boys' size. Best 5-cent two-piece cover ball on the market. Dozen balls in box. Each, **5c.**

PROMPT ATTENTION GIVEN  
TO ANY COMMUNICATIONS  
ADDRESSED TO US

**A. G. SPALDING & BROS.**  
STORES IN ALL LARGE CITIES

COMPLETE LIST OF STORES  
ON INSIDE FRONT COVER  
OF THIS BOOK

Prices in effect January 5, 1914. Subject to change without notice. For Canadian prices see special Canadian Catalogue.

ACCEPT NO  
SUBSTITUTE

THE SPALDING



TRADE-MARK

GUARANTEES  
QUALITY

REG. U. S. PAT. OFF.

# SPALDING CATCHERS' MITTS



No. 10-0

No. 11-0. "The Giant." Heavy brown leather <sup>Patented January 2, 1906</sup> face, specially shaped and treated. Leather laced back. Special "stick-on-the-hand" strap-and-buckle fastening. Ea., \$10.00

No. 10-0. "WORLD SERIES." <sup>Patented January 2, 1906</sup> Patented Molded Face; modeled after ideas of greatest catchers. Brown calfskin throughout. King Patent Padding <sup>(Patented June 28, 1910)</sup>. Leather lace; leather strap and brass buckle fastening. Ea., \$8.00

No. 10-0P. "WORLD SERIES." Same as No. 10-0. <sup>Pat. Jan. 2, 1906; March 25, 1913</sup> except special perforated palm. King Patent Padding <sup>(Patented June 28, 1910)</sup>. . . . Each, \$8.00

No. 9-0. "Three-and-Out." <sup>Patented January 2, 1906</sup> Patented Molded Face; large model. Has deep "pocket," no seams or rough places on face. Hair felt padding; leather lace; leather strap; brass buckle fastening. Larger than No. 10-0. Each, \$8.00

No. 9-0P. "Three-and-Out." <sup>Patented January 2, 1906; March 25, 1913</sup> Patented "Perforated" Palm. Otherwise same as No. 9-0 Mitt. . . . Each, \$8.00

No. 8-0. "Olympic." <sup>Patented January 2, 1906</sup> Palm of special leather that we put out last season in our "Broken-In" Basemen's Mitts and Infielders' Gloves. Leather prepared so it "holds the shape." Leather lace. Hand stitched, formed padding. . . . Each, \$7.00

No. 7-0. "Perfection." <sup>Patented January 2, 1906</sup> Brown calfskin. Patent combination shaped face and Fox Patent Padding Pocket <sup>(Patented February 20, '12)</sup> so additional padding may be inserted. Extra padding with each mitt. Leather lace. Each, \$6.00

No. 6-0. "Collegiate." <sup>Patented January 2, 1906</sup> Patented Molded Face. Special olive colored leather, perfectly tanned to produce necessary "pocket" with smooth surface on face. King Patent Felt Padding <sup>(Patented June 28, '10)</sup>. Padding may be adjusted readily. Leather lace. . . . Each, \$5.00

No. OG. "Conqueror." <sup>Pat. January 2, '06; March 30, '09</sup> Special brown calf, bound with black leather. Semi-molded face used is a near approach to our genuine patented molded face. Hand stitched felt padding; patent laced back and thumb; leather laced; strap-and-buckle fastening. Heel of hand piece felt lined. Leather bound edges. . . . Each, \$5.00

No. 5-0. "League Extra." <sup>Pat. Jan. 2, '06; November 30, '06</sup> Molded Face. Special tanned buff colored leather, soft and pliable, hand formed felt padding. Leather bound edges. . . . Each, \$4.00

No. OK. "OK Model." Semi-molded, brown horse hide face, black leather side piece, brown calf back and finger piece; padded, special hand formed and stitched; bound edges. Each, \$4.00



No. 7-0



No. 5-0

All Styles Made in Rights and Lefts. When Ordering for Left Handed Players Specify "Full Right."

PROMPT ATTENTION GIVEN  
TO ANY COMMUNICATIONS  
ADDRESSED TO US

A. G. SPALDING & BROS.  
STORES IN ALL LARGE CITIES

COMPLETE LIST OF STORES  
ON INSIDE FRONT COVER  
OF THIS BOOK

Prices in effect January 5, 1914. Subject to change without notice. For Canadian prices see special Canadian Catalogue.



ACCEPT NO  
SUBSTITUTE

THE SPALDING



TRADE-MARK

GUARANTEES  
QUALITY


REG. U.S. PAT. OFF.

### SPALDING CATCHERS' MITTS

- No. 2-0. "Leader." Brown oak leather face, back and finger piece, black leather side piece, red leather trimming. Padded. Leather lace. Ea., \$3.50
- No. 4-0. "League Special." Molded Face. Brown leather; felt padding; reinforced, laced at thumb; patent laced back. . . Each, \$3.00
- No. 3-0. "Decker Patent." Brown oak leather; laced back; strap-and-buckle fastening. \$3.50
- No. OR. "Decker Patent." Black grain leather; reinforced, laced at thumb; laced back. \$2.50
- No. OH. "Handy." Drab horse hide face, side and finger piece, brown leather back; black leather binding. Laced back; laced at thumb. \$3.00
- No. O. "Interstate." Brown grain leather face, sides and finger piece, pearl grain leather back; laced at thumb; patent laced back. Ea., \$3.00
- No. OA. "Inter-City." Large-size. Cowhide face and finger piece, green leather back, black leather side piece. Red leather binding, leather lace. Laced back. . . . . Each, \$2.50
- No. 1S. "Athletic." Smoked horse hide face and finger piece, brown leather side piece and back; laced back. Special padding. . . Each, \$2.00
- No. 1R. "Semi-Pro." Black leather; reinforced, laced at thumb; laced back. Each, \$2.00
- No. 1X. "Trade League." Face and finger piece buff colored, black back and side piece; leather lace; laced-back. . . . . Each, \$2.00
- No. 1C. "Back-Stop." Gray leather face and finger piece; brown leather side and back; laced at thumb; laced back. . . Each, \$1.50
- No. 1D. "Champion." Black leather face, back, and finger piece, brown leather side. Padded; laced back. . . . . Each, \$1.50
- No. 1A. "Catcher." Oak tanned face, back and finger piece, black leather side piece. Laced back; laced at thumb. . . . . Each, \$1.25
- No. 2C. "Foul Tip." Oak leather. Padded; laced at thumb; back full laced. Each, \$1.00
- No. 2R. "Association." Black smooth tanned leather face, back and finger piece; tan leather sides; padded; laced back. . . . . Each, \$1.00
- No. 3. "Amateur." Oak tanned face, back and finger piece. Laced thumb, laced back. Ea., 75c.
- No. 3R. "Interscholastic." Black leather face, back and finger piece, sides of brown leather; padded; laced at thumb. . . . . Each, 75c.
- No. 4. "Public School." Large size. Face, finger piece and back brown oak tanned leather; padded; reinforced, laced at thumb. Ea., 50c.
- No. 5. "Boys' Delight." Face and finger piece of special brown oak tanned leather; canvas back; laced thumb; well padded. Each, 25c.
- No. 6. "Boys' Choice." Brown oak tanned leather face; padded; laced thumb. Each, 25c.



No. 3-0



No. 1S



No. 2C

All Styles Made in Rights and Lefts. When Ordering for Left Handed Players Specify "Full Right."

PROMPT ATTENTION GIVEN  
TO ANY COMMUNICATIONS  
ADDRESSED TO US

A. G. SPALDING & BROS.  
STORES IN ALL LARGE CITIES

COMPLETE LIST OF STORES  
ON INSIDE FRONT COVER  
OF THIS BOOK

Prices in effect January 5, 1914. Subject to change without notice. For Canadian prices see special Canadian Catalogue.

ACCEPT NO  
SUBSTITUTE

THE SPALDING



TRADE-MARK

GUARANTEES  
QUALITY

REG. U. S. PAT. OFF.

### SPALDING INFIELDER'S GLOVES



No. AA1

No. VXL. "Just Right." Brown calfskin, specially treated to help players break glove into shape. Full leather lined. Welted seams. King Patent Felt Padding (Patented June 23, 1910). . . . Each, \$5.00



No. SS

No. SXL. "All-Players." "Broken-In" style; specially prepared leather. Needs no breaking in; simply slip it on and start playing. Finest quality material throughout. Full leather lined. Welted seams. King Patent Felt Padding (Patented June 23, 1910). . . . Each, \$5.00



No. PX

No. AA1. "WORLD SERIES" - Professional model. Finest buckskin, specially treated to help player break glove into shape. Very little padding. Welted seams. Leather lined. One of the most popular models. Regular padding. . . . Each, \$4.00



No. 2XR

No. BB1. "WORLD SERIES" - Professional model. Finest buckskin. Worn by successful National and American League infielders. Good width and length. Leather lined throughout. Welted seams. King Patent Felt Padding (Patented June 23, 1910). . . . Each, \$4.00

No. SS. "Leaguer." Designed by one of the greatest infielders that ever played. It is an all-around style and suitable for any infield player. Best buckskin. Welted seams. Leather lined. . . . Each, \$4.00

No. PXL. "Professional." Finest buckskin. Heavily padded around edges and little finger. Extra long to protect wrist. Leather lined. Welted seams. Ea., \$3.50

No. RXL. "League Extra." Black calfskin. Highest quality throughout. Design similar to No. PXL. Full leather lined. Welted seams. . . . Each, \$3.50

No. PX. "Professional." Buckskin. Same as in PXL. Padded according to ideas of prominent players who prefer felt to leather lining. Welted seams. Ea., \$3.00

No. XWL. "League Special." Tanned calfskin. Padded with felt. Extra long to protect wrist. Highest quality workmanship. Full leather lined. Welted seams. . . . Each, \$3.00

No. 2W. "Minor League." Smoked horse hide. Professional model. Full leather lined. King Patent Felt Padding, as in Nos. SXL, VXL and BB1. Welted seams. . . . Each, \$3.00

No. 2XR. "Inter-City." Black calfskin. Professional style. Specially padded little finger; leather strap at thumb. Welted seams. Leather lined. Each, \$2.50

No. 2X. "League." Tanned pearl colored grain leather. Model same as No. SS. Welted seams. Leather lined. . . . Each, \$2.50

No. 2Y. "International." Smoked horse hide. Professional style. Padded little finger; leather strap at thumb. Welted seams. Full leather lined. Each, \$2.50

No. PBL. "Professional Jr." Youths' Professional style. Selected velvet tanned buckskin. Same as PXL men's size. Leather lined. Welted seams. Ea., \$2.50

Gloves described on this page are made regularly with Web of leather between Thumb and First Finger, which can be cut out very easily if not required. All Spalding Infielders' Gloves are made with our diverted seam (PATENTED MARCH 10, 1908) between fingers, adding considerably to the durability of the gloves.

All Styles Made in Rights and Lefts. When Ordering for Left Handed Players Specify "Full Right."

PROMPT ATTENTION GIVEN TO ANY COMMUNICATIONS ADDRESSED TO US

A. G. SPALDING & BROS. STORES IN ALL LARGE CITIES

COMPLETE LIST OF STORES ON INSIDE FRONT COVER OF THIS BOOK

Prices in effect January 5, 1914 Subject to change without notice. For Canadian prices-see special Canadian Catalogue.

ACCEPT NO  
SUBSTITUTE




THE SPALDING TRADE-MARK GUARANTEES  
QUALITY

REG. U. S. PAT. OFF.

**SPALDING INFIELDER'S' GLOVES**

- No. 4X. "Association." Brown leather, specially treated to make it pliable. Padded little finger; leather strap at thumb. Weltd seams. Leather lined. \$2.00
- No. 3X. "Semi-Pro." Gray buck leather. Large model. Padded; weltd seams. Leather lined. Each, \$2.00
- No. 3XR. "Amateur." Black leather. Padded; extra large thumb; weltd seams. Leather lined. Ea., \$2.00
- No. XL. "Club Special." Special white tanned leather. Correctly padded on professional model. Weltd seams. Full leather lined. . . . Each, \$1.50
- No. XLA. "Either Hand." Worn on right or left hand. Special white tanned leather. Correctly padded. Weltd seams. Full leather lined. Each, \$1.50
- No. 11. "Match." Professional style. Special tanned olive colored leather throughout. Weltd seams. Correctly padded. Full leather lined. Each, \$1.50
- No. ML. "Diamond." Special model, very popular. Smoked sheepskin, padded. Full leather lined. Ea., \$1.50
- No. XS. "Practice." Velvet tanned leather. Weltd seams; inside hump. Full leather lined. Each, \$1.25
- No. 15. "Regulation." Men's size. Brown leather, padded. Weltd seams; Palm leather lined. Ea., \$1.00
- No. 15R. "Regulation." Men's size. Black leather, padded; inside hump. Palm leather lined. Ea., \$1.00
- No. 10. "Mascot." Men's size. Olive leather, padded. Popular model. Palm leather lined. Ea., \$1.00
- No. X. Men's size. Oak tanned brown leather. Professional model. Leather strap at thumb; padded. Weltd seams. Leather lined. . . . Each, \$1.00
- No. XB. "Boys' Special." Professional style. Special white leather. Weltd seams. Leather lined. Ea., \$1.00
- No. 12. "Public School." Full size. White chrome leather, padded; inside hump. Palm leather lined. Ea., 75c.
- No. 12R. "League Jr." Full size. Special black tanned leather. Lightly padded, but extra long; palm leather lined. Weltd seams. Inside hump. Ea., 75c.
- No. 16. "Junior." Full size. White chrome leather, padded; extra long. Palm leather lined. Each, 50c.
- No. 13. "Interscholastic." Youths'. Oak tanned brown leather. Professional model, leather web at thumb; padded. Weltd seams. Leather lined. Ea., 75c.
- No. 16W. "Star." Full size. White chrome leather. Weltd seams; padded. Palm leather lined. Ea, 50c.
- No. 14. "Boys' Amateur." Youths' professional style. Special tanned white leather, padded; inside hump. Palm leather lined. . . . Each, 50c.
- No. 17. "Youths.'" Good size. Brown smooth leather. Padded; inside hump. Palm leather lined. Each, 50c.
- No. 18. "Boys' Own." Oak tanned leather. Padded; inside hump. Palm leather lined. . . Each, 25c.
- No. 20. "Boys' Favorite." Oak tanned. Properly padded. Palm leather lined. . . . Each, 25c.



No. 3X



No. XLA



No. XB



No. 14

Gloves described on this page are made regularly with Web of leather between Thumb and First Finger, which can be cut out very easily if not required. All Spalding Infielders' Gloves are made with our diverted seam (PATENTED MARCH 10, 1908) between fingers, adding considerably to the durability of the gloves.

All Styles Made in Rights and Lefts. When Ordering for Left Handed Players Specify "Full Right."

PROMPT ATTENTION GIVEN  
TO ANY COMMUNICATIONS  
ADDRESSED TO US

**A. G. SPALDING & BROS.**  
STORES IN ALL LARGE CITIES

COMPLETE LIST OF STORES  
ON INSIDE FRONT COVER  
OF THIS BOOK

ACCEPT NO  
SUBSTITUTE


THE SPALDING



TRADE-MARK

GUARANTEES  
QUALITY

REG. U. S. PAT. OFF.



No. BXP



No. CO



No. DX



No. 2MF

### Spalding "WORLD SERIES" Basemen's Mitts

- No. ABX. "Stick-on-the-Hand." Calfskin. Leather lace; strap at back. . . . . Each, \$5.00
- No. AAX. "First Choice." Broken-In Model. Special leather. King Patent Felt Padding. Each, \$5.00
- No. AXX. "Good Fit." Selected brown calfskin, bound with black leather. Leather lacing. Ea., \$4.00
- No. BXS. "League Special." Selected brown calfskin, bound with brown leather. Leather lacing. Leather strap support at thumb. . . . . Each, \$4.00
- No. AXP. "WORLD SERIES." White buck. Leather lacing. King Patent Felt Padding. Each, \$4.00
- No. BXP. "WORLD SERIES." Calfskin; leather lacing. Strap thumb. King Patent Felt Padding. Ea., \$4.00
- No. CO. "Professional." Olive calfskin, specially treated. Padded; leather laced, except heel. \$3.00
- No. CX. "Semi-Pro." Face of smoke color leather, back of brown, laced, except heel; padded. Ea., \$2.50
- No. CD. "Red Oak." Brown leather, red leather binding. Laced, except thumb and heel. Each, \$2.50
- No. CXR. "Amateur." Black calfskin face, black leather back and lining. Padded; laced. Ea., \$2.00
- No. CXS. "Amateur." Special brown grained leather. Padded; laced, except at heel. Each, \$2.00
- No. DX. "Double Play." Oak tanned, laced, except at heel. Nicely padded. . . . . Each, \$1.50
- No. EX. "League Jr." Black smooth leather, laced all around, except at heel. Suitably padded. Ea., \$1.00

All Mitts described above, patented Aug. 10, 1910.  
King Patent Padding, patented June 28, 1910.

### "League Extra" Pitchers' and Basemen's Mitt

- No. 1F. Face of special tanned leather, balance of brown calfskin. Without hump. Laced all around. Strap-and-buckle fastening. . . . . Each, \$3.50

### Spalding Fielders' Mitts

- No. 2MF. "League Special." Brown calfskin face and back; extra full thumb, leather web; leather lined. . . . . Each, \$3.00
- No. 5MF. "Professional." Tanned olive leather, padded with felt; leather finger separations; leather lined; full thumb, leather web. . . . . Each, \$2.00
- No. 6MF. "Semi-Pro" White tanned buckskin; leather finger separations; leather lined; large thumb, well padded, leather web. . . . . Each, \$1.50
- No. 7MF. "Amateur." Pearl colored leather; leather finger separations; padded; leather lined; thumb with leather web. . . . . Each, \$1.00
- No. 8F. "Amateur." Black tanned smooth leather; padded; leather lined; reinforced and laced at thumb. Strap-and-buckle fastening. Each, \$1.00
- No. 9F. "League Jr." Boys'. Oak tanned leather, padded, reinforced and laced at thumb. Each, 50c.

All Styles Made in Rights and Lefts. When Ordering for Left Handed Players Specify "Full Right."

PROMPT ATTENTION GIVEN  
TO ANY COMMUNICATIONS  
ADDRESSED TO US

**A. G. SPALDING & BROS.**  
STORES IN ALL LARGE CITIES

COMPLETE LIST OF STORES  
ON INSIDE FRONT COVER  
OF THIS BOOK

ACCEPT NO  
SUBSTITUTE

THE SPALDING



TRADE-MARK


GUARANTEES  
QUALITY

REG. U. S. PAT. OFF.

## Spalding "Players' Autograph" Bats

No. 100. "Players' Autograph" Bats, bearing the signature of the player in each case, represent their playing bats in every detail. Made from the finest air dried second growth straight grained white ash, cut from upland timber, possessing greater resiliency, density, strength and driving qualities than that of any other wood. The special oil finish on these bats hardens with age and increases the resiliency and driving power of the bat. . . . Each, \$1.00

Carried in stock in all Spalding stores in the following Models. Mention name of player when ordering.



*Larry Doyle* AUTOGRAPH MODEL  
Largest and heaviest bat (except Meyers special model) used by any professional ball player. Weights from 51 to 55 ounces. Length 35 in.

*Harry St. Denis* AUTOGRAPH MODEL  
Well balanced, comparatively light weight, with sufficient wood to give splendid driving power. Weights from 36 to 40 ounces. Length 34½ in.

*Frank W. Schute* AUTOGRAPH MODEL  
Very small handle, and balanced so that with a full swing, terrific driving power results. Weights from 37 to 41 ounces. Length 35 inches.


*Samuel E. Crawford* AUTOGRAPH MODEL  
Splendid model, comparatively small handle, well balanced. Weights from 40 to 44 oz. Length 35 in.

*Frank L. Chance* AUTOGRAPH MODEL  
Extra large heavy bat with thick handle. Weights from 44 to 48 ounces. Length 35 inches.

*Ed Clarke* AUTOGRAPH MODEL  
Different model from that formerly used by Clarke, improved in balance, model and length. Weights from 39 to 43 ounces. Length 34½ inches.

*Roger C. Ames* AUTOGRAPH MODEL  
Short bat, large handle, well rounded end. Weights from 40 to 44 ounces. Length 32½ in.

*Mully J. Huggins* AUTOGRAPH MODEL  
Short bat, small handle, bat body quite thick. Weights from 38 to 42 ounces. Length 32 inches.



*Willie Zimmerman* AUTOGRAPH MODEL  
One of the best all around models ever produced. Medium small handle and well distributed striking surface. Equally suitable for the full swing and for the choke style of batting. Weights from 40 to 45 ounces. Length 34 inches.

We can also supply on special orders Donlin, Oakes, Keeler and Evers Models.

*Norman Ellerbe* AUTOGRAPH MODEL  
The smallest, shortest and lightest bat used by any professional player. Specially adapted to small or light men. Weights from 35 to 39 ounces. Length 31 inches.

### SPECIAL MADE TO ORDER PLAYERS' MODEL BATS

We can supply on special orders Model Bats same as we have made for the most famous batsmen on National and American League Teams.

BAKER, Philadelphia, American League . . . . . Model B	MEYERS, New York, National League . . . . . Model M
CALLAHAN, Chicago, American League . . . . . Model C	OLDRING, Philadelphia, American League . . . . . Model O
DAUBERT, Brooklyn, National League . . . . . Model D	PASKERT, Philadelphia, National League . . . . . Model P
FLETCHER, New York, National League . . . . . Model F	SPEAKER, Boston, American League . . . . . Model S
HERZOG, New York, National League . . . . . Model H	THOMAS, Philadelphia, American League . . . . . Model T
LUDERUS, Philadelphia, National League . . . . . Model L	WHEAT, Brooklyn, National League . . . . . Model W

The original models from which we have turned bats for the above players we hold at our Bat Factory, making duplicates on special order only. These special order bats do not bear the Players' Autographs. We require at least two weeks' time for the execution of special bat orders.

Spalding Special Model Bats. Professional Oil Finish. Not Carried in Stock. Each, \$1.00

Spalding bats improve with age if properly cared for. Bats made specially to order, should not be used for at least thirty (30) days after they are finished, to give ample time for the oiled finish to thoroughly harden. Players should make it a rule to have two or more bats in reserve at all times.

PROMPT ATTENTION GIVEN  
TO ANY COMMUNICATIONS  
ADDRESSED TO US

**A. G. SPALDING & BROS.**  
STORES IN ALL LARGE CITIES

COMPLETE LIST OF STORES  
ON INSIDE FRONT COVER  
OF THIS BOOK

ACCEPT NO  
SUBSTITUTE

THE SPALDING



TRADE-MARK

GUARANTEES  
QUALITY

REG. U. S. PAT. OFF.

### Spalding "All Star" Model Bats.

No. 100S. This line for 1914 comprises twelve models specially designed for amateur players and selected from models of bats used by over five hundred leading batters during the past ten years. Quality of wood used is finest selected second growth Northern ash, air dried and treated as follows: yellow stained, mottled burnt, carefully filled, finished with best French polish. Each, \$1.00

Furnished in any of the following twelve models—Mention model number when ordering

LENGTH	WEIGHT	LENGTH	WEIGHT	LENGTH	WEIGHT
Model S1—31 in.	35 to 39 oz.	Model S5—34 in.	40 to 44 oz.	Model S9—35 in.	40 to 45 oz.
Model S2—34 1/2 in.	40 to 45 oz.	Model S6—33 in.	38 to 43 oz.	Model S10—33 in.	37 to 43 oz.
Model S3—31 1/2 in.	38 to 42 oz.	Model S7—33 in.	37 to 43 oz.	Model S11—35 in.	42 to 46 oz.
Model S4—32 1/2 in.	40 to 45 oz.	Model S8—34 in.	39 to 44 oz.	Model S12—33 in.	40 to 44 oz.

### Spalding Professional Improved Oil Finish Bats

No. 100P. The Spalding Professional Improved Oil Finish as used on this line is the result of exhaustive experiments and tests conducted in our bat factory, with the assistance of some of the greatest professional players. The timber used is identical with that in "Players' Autograph" and "All Star" models. Each, \$1.00

Furnished in any of the following twelve models—Mention model number when ordering

LENGTH	WEIGHT	LENGTH	WEIGHT	LENGTH	WEIGHT
Model P1—31 in.	35 to 39 oz.	Model P5—34 in.	40 to 44 oz.	Model P9—34 1/2 in.	40 to 45 oz.
Model P2—33 in.	38 to 43 oz.	Model P6—35 in.	40 to 44 oz.	Model P10—34 in.	38 to 42 oz.
Model P3—33 in.	39 to 44 oz.	Model P7—34 in.	39 to 43 oz.	Model P11—35 in.	45 to 50 oz.
Model P4—33 in.	36 to 40 oz.	Model P8—34 3/4 in.	38 to 43 oz.	Model P12—35 in.	40 to 45 oz.

### Spalding Brown Oil-Tempered Bats

No. 100D. These bats are tempered in hot oil and afterwards treated with a special process which darkens and hardens the surface and has exactly the same effect as aging from long service. The special treatment these bats are subjected to make them most desirable for players who keep two or three bats in use, as the oil gradually works in and the bats keep improving. Line of models has been very carefully selected. Timber used is the same as in our "Players' Autograph," "All Star," "Professional Oil Finish" and Gold Medal lines. . . . Each, \$1.00

Furnished in any of the following twelve models—Mention model number when ordering

LENGTH	WEIGHT	LENGTH	WEIGHT	LENGTH	WEIGHT
Model D1—31 in.	35 to 39 oz.	Model D5—34 in.	40 to 44 oz.	Model D9—34 1/2 in.	40 to 45 oz.
Model D2—33 in.	38 to 43 oz.	Model D6—35 in.	40 to 44 oz.	Model D10—34 in.	38 to 42 oz.
Model D3—33 in.	39 to 44 oz.	Model D7—34 in.	39 to 43 oz.	Model D11—35 in.	45 to 50 oz.
Model D4—33 in.	36 to 40 oz.	Model D8—34 3/4 in.	38 to 43 oz.	Model D12—35 in.	40 to 45 oz.

### Spalding Gold Medal Natural Finish Bats

No. 100G. Models same as our "Professional Oil Finish," but finished in a high French polish, with no staining. Timber is same as in our "Players' Autograph," "All Star," and other highest quality lines, and models duplicate in lengths, weights, etc., the line of Spalding "Professional Oil Finish" styles. . . . Each, \$1.00

Furnished in any of the following twelve models—Mention model number when ordering

LENGTH	WEIGHT	LENGTH	WEIGHT	LENGTH	WEIGHT
Model N1—31 in.	35 to 39 oz.	Model N5—34 in.	40 to 44 oz.	Model N9—34 1/2 in.	40 to 45 oz.
Model N2—33 in.	38 to 43 oz.	Model N6—35 in.	40 to 44 oz.	Model N10—34 in.	38 to 42 oz.
Model N3—33 in.	39 to 44 oz.	Model N7—34 in.	39 to 43 oz.	Model N11—35 in.	45 to 50 oz.
Model N4—33 in.	36 to 40 oz.	Model N8—34 3/4 in.	38 to 43 oz.	Model N12—35 in.	40 to 45 oz.

Spalding bats improve with age if properly cared for. Bats made specially to order should not be used for at least thirty (30) days after they are finished, to give ample time for the oiled finish to thoroughly harden. Players should make it a rule to have two or more bats in reserve at all times.

**HOLD BAT PROPERLY AND STRIKE THE BALL WITH THE GRAIN. DON'T BLAME THE MAKER FOR A BREAK WHICH OCCURS THROUGH IMPROPER USE OR ABUSE**

Spalding Complete Catalogue of Athletic Goods Mailed Free.

PROMPT ATTENTION GIVEN  
TO ANY COMMUNICATIONS  
ADDRESSED TO US

**A. G. SPALDING & BROS.**  
STORES IN ALL LARGE CITIES

COMPLETE LIST OF STORES  
ON INSIDE FRONT COVER  
OF THIS BOOK

ACCEPT NO  
SUBSTITUTE

THE SPALDING



TRADE-MARK

GUARANTEES  
QUALITY

### Spalding Genuine Natural Oil Tempered Bats

No. 100T. Made of the highest quality, thoroughly seasoned second growth ash, specially selected for resiliency and driving power; natural yellow oil tempered, hand finished to a perfect dead smooth surface. We added this line for 1914 to give our customers what might really be termed the "WORLD SERIES" assortment, comprising models that have actually won the American League and National League Championships during the past few years. . . . . Each, \$1.00

Furnished in any of the following twelve models—Mention model number when ordering

LENGTH	WEIGHT	LENGTH	WEIGHT	LENGTH	WEIGHT
Model T1. 33½ in.	36 to 41 oz.	Model T5. 32½ in.	44 to 48 oz.	Model T9. 33½ in.	45 to 50 oz.
Model T2. 34 in.	39 to 43 oz.	Model T6. 34½ in.	41 to 45 oz.	Model T10. 36 in.	43 to 47 oz.
Model T3. 35 in.	40 to 44 oz.	Model T7. 34 in.	43 to 47 oz.	Model T11. 34 in.	37 to 41 oz.
Model T4. 34½ in.	38 to 42 oz.	Model T8. 33 in.	45 to 50 oz.	Model T12. 35 in.	40 to 45 oz.

### Spalding New Special College Bats

No. 100M. An entirely new line, special new finish; special stain and mottled burning; carefully filled, finished with best French polish. Wood is finest second growth Northern ash, specially seasoned. Models are same as we have supplied to some of the most successful college players. . . . . Each, \$1.00

Furnished in any of the following twelve models—Mention model number when ordering

LENGTH	WEIGHT	LENGTH	WEIGHT	LENGTH	WEIGHT
Model M1. 31 in.	35 to 39 oz.	Model M5. 34 in.	40 to 44 oz.	Model M9. 35 in.	40 to 45 oz.
Model M2. 34½ in.	40 to 45 oz.	Model M6. 33 in.	38 to 43 oz.	Model M10. 33 in.	37 to 43 oz.
Model M3. 31½ in.	38 to 42 oz.	Model M7. 33 in.	37 to 43 oz.	Model M11. 35 in.	42 to 46 oz.
Model M4. 32½ in.	40 to 45 oz.	Model M8. 34 in.	39 to 44 oz.	Model M12. 33 in.	40 to 44 oz.

### Spalding Very Dark Brown Special Taped Bats

No. 100B. Very dark brown stained, almost black, except twelve inches of the handle left perfectly natural, with no finish except filled and hand-rubbed smooth, and then beginning four inches from end of handle, five inches of electric tape, wound on bat to produce perfect non-slip grip. . . . . Each, \$1.00

Furnished in any of the following six models—Mention model number when ordering

LENGTH	WEIGHT	LENGTH	WEIGHT	LENGTH	WEIGHT
Model B1. 31 in.	35 to 40 oz.	Model B3. 32½ in.	40 to 44 oz.	Model B5. 34 in.	37 to 41 oz.
Model B2.* 32 in.	38 to 43 oz.	Model B4. 33 in.	39 to 46 oz.	Model B6. 34½ in.	37 to 41 oz.

\*Bottle shape.

Spalding bats improve with age if properly cared for. Bats made specially to order should not be used for at least thirty (30) days after they are finished, to give ample time for the oiled finish to thoroughly harden. Players should make it a rule to have two or more bats in reserve at all times,

### Spalding Trade-Mark Bats.

No. 75. Record. Most popular models, light antique finish. One dozen in a crate (assorted lengths from 30 to 35 inches and weights, 36 to 42 ounces). Each, 75c.

No. 50M. Mushroom. <sup>Patented Aug. 1, 1905</sup> Plain, special finish. Invaluable as an all around bat. Each, 50c.

No. F. "Fungo." Hardwood. 38 inches long, thin model. Professional oil finish. . . . . Each, \$1.00

No. 50W. "Fungo." Willow, light weight, full size bat, plain handle. . . . . Each, 50c.

No. 50T. Taped "League" ash, extra quality, special finish. . . . . Each, 50c.

No. 50. "League," ash, plain handle. " 50c.

No. 25. "City League," plain handle. " 25c.

No. 50B. "Spalding Junior," special finish. Specially selected models; lengths and weights proper for younger players. . . . . Each, 50c.

No. 25B. "Junior League," plain, extra quality ash, spotted burning. . . . . Each, 25c.

No. 10B. "Boys' League" Bat, good ash, varnished. Ea., 10c.

HOLD BAT PROPERLY AND STRIKE THE BALL WITH THE GRAIN. DON'T BLAME THE MAKER FOR A BREAK WHICH OCCURS THROUGH IMPROPER USE OR ABUSE.

Spalding Complete Catalogue of Athletic Goods Mailed Free.

PROMPT ATTENTION GIVEN  
TO ANY COMMUNICATIONS  
ADDRESSED TO US

A. G. SPALDING & BROS.  
STORES IN ALL LARGE CITIES

COMPLETE LIST OF STORES  
ON INSIDE FRONT COVER  
OF THIS BOOK

# Standard Policy

A Standard Quality must be inseparably linked to a Standard Policy. Without a definite and Standard Mercantile Policy, it is impossible for a Manufacturer to long maintain a Standard Quality.

To market his goods through a jobber, a manufacturer must provide a profit for the jobber as well as for the retail dealer. To meet these conditions of Dual Profits, the manufacturer is obliged to set a proportionately high list price on his goods to the consumer.

To enable the glib salesman, when booking his orders, to figure out attractive profits to both the jobber and retailer, these high list prices are absolutely essential; but their real purpose will have been served when the manufacturer has secured his order from the jobber, and the jobber has secured his order from the retailer.

However, these deceptive high list prices are not fair to the consumer who does not, and, in reality, is not ever expected to pay these inflated prices.

When the season opens for the sale of such goods, with their leading but alluring high list prices, the retailer begins to realize his difficulties, and grapples with the situation as best he can, by offering "special discounts," which vary with local trade conditions.

Under this system of merchandising, the profits to both the manufacturer and the jobber are assured; but as there is no stability maintained in the prices to the consumer, the keen competition amongst the local dealers invariably leads to a demoralized cutting of prices by which the profits of the retailer are practically eliminated.

This demoralization always reacts on the manufacturer. The jobber insists on lower, and still lower, prices. The manufacturer, in his turn, meets this demand for the lowering of prices by the only way open to him, viz.: the cheapening and degrading of the quality of his product.

The foregoing conditions became so intolerable that 15 years ago, in 1899, A. G. Spalding & Bros. determined to rectify this demoralization in the Athletic Goods Trade, and inaugurated what has since become known as "The Spalding Policy."

The "Spalding Policy" eliminates the jobber entirely, so far as Spalding Goods are concerned, and the retail dealer secures the supply of Spalding Athletic Goods direct from the manufacturer by which the retail dealer is assured a fair, legitimate and certain profit on all Spalding Athletic Goods, and the consumer is assured a Standard Quality and is protected from imposition.

The "Spalding Policy" is decidedly for the interest and protection of the users of Athletic Goods, and acts in two ways:

*First.*—The user is assured of genuine Official Standard Athletic Goods and the same prices to everybody.

*Second.*—As manufacturers, we can proceed with confidence in purchasing at the proper time, the very best raw materials required in the manufacture of our various goods, well ahead of their respective seasons, and this enables us to provide the necessary quantity and absolutely maintain the Spalding Standard of Quality.

All retail dealers handling Spalding Athletic Goods are requested to supply consumers at our regular printed catalogue prices—neither more nor less—the same prices that similar goods are sold for in our New York, Chicago and other stores.

All Spalding dealers, as well as users of Spalding Athletic Goods, are treated exactly alike, and no special rebates or discriminations are allowed to anyone.

This briefly, is the "Spalding Policy," which has already been in successful operation for the past 15 years, and will be indefinitely continued.

In other words, "The Spalding Policy" is a "square deal" for everybody.

A. G. SPALDING & BROS.

By *A. G. Spalding*

PRESIDENT.



# Standard Quality

---

An article that is universally given the appellation "Standard" is thereby conceded to be the criterion, to which are compared all other things of a similar nature. For instance, the Gold Dollar of the United States is the Standard unit of currency, because it must legally contain a specific proportion of pure gold, and the fact of its being Genuine is guaranteed by the Government Stamp hereon. Special protection to the users of this currency against counterfeiting and other fraudulent practices is effected by the expenditure of considerable money in maintaining a Secret Service Bureau. Under the law, citizen manufacturers must depend to a great extent upon their Trade-Marks and similar devices to protect themselves against counterfeit products without the aid of "Government Detectives" or "Public Opinion" to assist them.

Consequently the "Consumer's Protection" against misrepresentation and inferior quality rests entirely upon the integrity and responsibility of the Manufacturer."

A. G. Spalding & Bros. have, by their rigorous attention to "Quality," for thirty-eight years, caused their Trade-Mark to become known throughout the world as a Guarantee of Quality as dependable in their field as the U. S. Currency is in its field.

The necessity of upholding the Guarantee of the Spalding Trade-Mark and maintaining the Standard Quality of their Athletic Goods, is, therefore, as obvious as is the necessity of the Government in maintaining a Standard Currency.

Thus each consumer is not only insuring himself but also protecting other consumers when he assists a Reliable Manufacturer in upholding his Trade-Mark and all that it stands for. Therefore, we urge all users of our Athletic Goods to assist us in maintaining the Spalding Standard of Excellence, by insisting that our Trade-Mark be plainly stamped on all athletic goods which they buy, because without this precaution our best efforts towards maintaining Standard Quality and preventing fraudulent substitution will be ineffectual.

Manufacturers of Standard Articles invariably suffer the reputation of being high-priced, and this sentiment is fostered and emphasized by makers of inferior goods," with whom low prices are the main consideration.

A manufacturer of recognized Standard Goods, with a reputation to uphold and a guarantee to protect must necessarily have higher prices than a manufacturer of cheap goods, whose idea of and basis of a claim for Standard Quality rests principally upon the eloquence of the salesman.

We know from experience that there is no quicksand more unstable than cheapness in quality—and we avoid this quicksand by Standard Quality.

*A. G. Spalding & Bros.*

1914

# SPALDING





## OFFICIAL LEAGUE BALL


USED EXCLUSIVELY BY NATIONAL LEAGUE, MAJORITY OF MINOR LEAGUES, AND BY ALL INTERCOLLEGIATE AND OTHER ASSOCIATIONS FOR THE PAST THIRTY-SEVEN YEARS.


PRICE, \$1.25 PER DOZEN, \$15.00

**A. G. SPALDING & BROS.**












SMITHSONIAN INSTITUTION LIBRARIES



3 9088 01548 9792